



**BACK CARE**  
solutions

PRODUCT CATALOGUE




SUPPORT WHERE YOU NEED IT

BACK CARE  
SOLUTIONS  
PROVIDE  
SPECIALIST  
ADVICE AND  
QUALITY  
ERGONOMIC  
PRODUCTS THAT  
IMPROVE THE  
HEALTH,  
WELLBEING AND  
PRODUCTIVITY  
OF INDIVIDUALS  
AND  
WORKFORCES

We provide guidance and knowledge on the barriers to workplace comfort; helping businesses and individuals overcome these obstacles as well as preventing them from occurring in the first place



**BACK CARE**  
solutions



# CONTENTS 2024 CATALOGUE

## INFORMATION

- 2 Why is Ergonomic Equipment So Important?
- 3 Training & Assessments
- 4 How to Choose the Right Chair
- 5 POSE / Custom-Fit

## CHAIRS

- 6-11 Opera
- 12-15 RH Logic
- 16-17 Adapt 600
- 18-19 BMA Axia
- 20-21 Grahl
- 22 BC100 & 200
- 23 BC One & Two
- 24 Best Home Working Office Chair
- 25 Mesh Home Working Office Chair

## BARIATRIC CHAIRS

- 26 Adapt 700 / Score / Bodybilt
- 27 Opera 50

## 24 HOUR CHAIRS

- 28 KAB
- 29 RH Secur24

## SIT STAND CHAIRS

- 30 HAG Capisco
- 31 Opera 60-H
- 32-33 Halo

## PETITE & MOBILITY CHAIRS

- 34 Adapt 200
- 35 Opera Mercado 9100
- 36-37 Opera Mercado 6100 Plus

## DESKS

- 38 Why Sit-Stand Desks?
- 40-41 Freedom Standing Desks
- 42-47 Conset Standing Desks
- 48 Freedom Gas Lift
- 49 Folding Desks / Mod-V
- 50 Standing Desk Converters
- 51 Desk Accessories

## ACCESSORIES

- 52 Choosing Workstation Accesories
- 54-55 Document Holders
- 56-57 Laptop Stands
- 58 Laptop Kits
- 59 Agile Working

- 60 Tablet Stands
- 61 Monitor Arms & Stands
- 62 Screen Filters
- 64-67 Roller Bar Mice
- 68-69 Vertical Mice
- 70 Trackball Mice
- 71 Split Keyboards
- 72 Mini Keyboards
- 73 Specialist Keyboards
- 74-75 Wrist Rests & Forearm Supports
- 76 Writing Aids & Lighting
- 77 Telephone Headsets
- 78-79 Asstive Technology
- 80-81 Footrests
- 82 Leg Rests
- 83 Laptop Bags
- 84-85 Back Supports
- 86 Seat Supports
- 87 Support Belts

## MORE INFORMATION

- 88-89 Additional Information

# CERTIFICATION & RATING



Back Care Solutions are proud to have achieved certification, accreditation and approval across the areas listed below. We hope this gives you peace of mind that you are working with a company that believes in doing business to a very high standard.

## ISO14001:2015

The international standard that specifies requirements for an effective environmental management system (EMS).

## ISO27001:2017

The international standard that sets out the specification for an information security management system (ISMS).

## ISO9001:2015

This specifies requirements for a business to consistently provide products and services that meet customer and applicable statutory and regulatory requirements.

## SAFE CONTRACTOR APPROVED

To achieve approved status, a business must prove that they are a safe and responsible company, making sure all paperwork is compliant, with processes that ensure robust health and safety.

## SAFE PQQ VERIFIED

SafePQQ is an extension of the Safe Contractor health & safety audit that demonstrates our commitment to best practice and has been built to include the common question sets within PAS91.

## CYBER ESSENTIALS

Cyber Essentials is a Government-backed and industry-supported scheme that helps businesses protect themselves and their customers against the growing threat of cyber-attacks.

## TRUSTPILOT

Our customer ratings on Trustpilot remain consistently high.



# WHY IS ERGONOMIC EQUIPMENT SO IMPORTANT?

**Back, neck and muscle pain accounts for absenteeism in the UK workplace more than any other health condition**

## **Breakfasting, commuting, working, lunching, watching, reading, gaming...**

We're spending a vast amount of time sat down at work and home and the statistics are staggering. The average adult in the UK spends as much as 70% of their day sat down. This sedentary lifestyle is not just posing serious health challenges to businesses and people, it is also costing a lot of money. This is why ergonomics is so important and why it should be one of the principal considerations when furnishing office spaces.

Ergonomic equipment is typically designed to prevent pain, reduce strain and increase healthy movement. But the positives don't end there. By investing in an ergonomic strategy, businesses drive down the costs related to absenteeism and productivity is boosted because a well-designed workspace nurtures more efficient work processes. Quality of work improves as workers are free to perform their best, unhindered by the tiredness and irritation associated with bad ergonomics.

Ultimately, happy employees are engaged employees and if they feel supported by their workplace they're far more likely to remain a positive force in the business.



**131 million working days lost each year**


due to sickness absence

The average adult spends 14 hours a day sitting down



**1 in 4 working days lost**

can be attributed to musculoskeletal conditions



**1 in 8**

of the UK working age population report having musculoskeletal conditions

Employers spend **£9bn** each year on sick pay and associated costs

**Cost of presenteeism**

**£30bn**

**annually** (attending work while ill)

# TRAINING & ASSESSMENTS

In most organisations, there are people who have problems with their workstation equipment, usually connected with a computer, chair or Display Screen Equipment (DSE). Through training and assessments, we can help to reduce and combat these problems by providing advice, knowledge and recommendations on solutions as well as assisting with compliance to Health & Safety and DSE regulations. This will help to reduce absenteeism and overall costs to organisations.



All of our trainers and assessors are advanced DSE trained. The extra benefit of being trained and assessed by us is that our vast product knowledge enables us to specify the right solutions for your needs. We can also bring products to training and assessment sessions which provide context and add real value.

## TYPES OF ASSESSMENTS

### DSE ASSESSMENTS

We provide Display Screen Equipment (DSE) assessments and assist with HSE risk assessments throughout the UK via our network of assessors and qualified health professionals. Assessments are available face-to-face as standard, advanced or specialist with a further option for remote assessment.



When carrying out assessments our assessors will always utilise existing equipment before making new product recommendations. This is because experience tells us that simple behavioural changes and workspace adjustments regularly resolve issues. As such, our assessments aim to educate users on how to set up and use the equipment to ensure their work environments are safe and comfortable.

Full written reports are provided that detail the adjustments and improvements made during the assessment. Where necessary, these reports also specify future considerations that would benefit both user and organisation.

### SPECIALIST ERGONOMIC ASSESSMENTS

Our specialist ergonomic assessments are designed to meet the requirements of more complex needs and cover a wide spectrum of disabilities and user requirements. Our range of specialist ergonomic assessments include visual impairment and/or hearing loss assessments as well as full workplace and return to work assessments to ensure that all barriers in the workplace are identified and considered. These also include our Custom-Fit chair assessments which are outlined further on page 5.

### MOBILITY CHAIR ASSESSMENTS

Our mobility chair assessments determine the required mobility chair for use in the home or workplace. Following an initial consultation to discuss requirements, we bring one of our mobility chairs to your place of work and conduct a thorough assessment to establish the full specification required.



### DISABILITY STUDENT ALLOWANCE (DSA) ASSESSMENTS

We offer to conduct the ergonomic assessment as part of a student's DSA application. At these assessments we will assess the student's workstation and provide a thorough report outlining any recommended changes to be made.

### VEHICLE ASSESSMENTS

Vehicle assessments are designed to assist in the prevention and management of pain and discomfort whilst driving. Assessments are carried out at a location of your choosing while the vehicle is stationary. The assessment will identify areas of concern and provide advice and recommendations to improve the levels of comfort when driving. This advice will include adjustment suggestions in the current vehicle i.e. steering wheel and seat adjustments plus integration of posture supports where applicable.


### PRODUCT SETUPS & TRAINING

Product setups and training ensure customers can fully-utilise the equipment we supply. Our technicians personally deliver the equipment and we can guarantee customers are left with equipment that has been optimised for their use. As part of the setup service, we leave customers with our **Sitting Tips** booklet that provides information on how their equipment has been set-up. This ensures customers can set up the equipment for themselves should they ever need to.

### DSE TRAINING

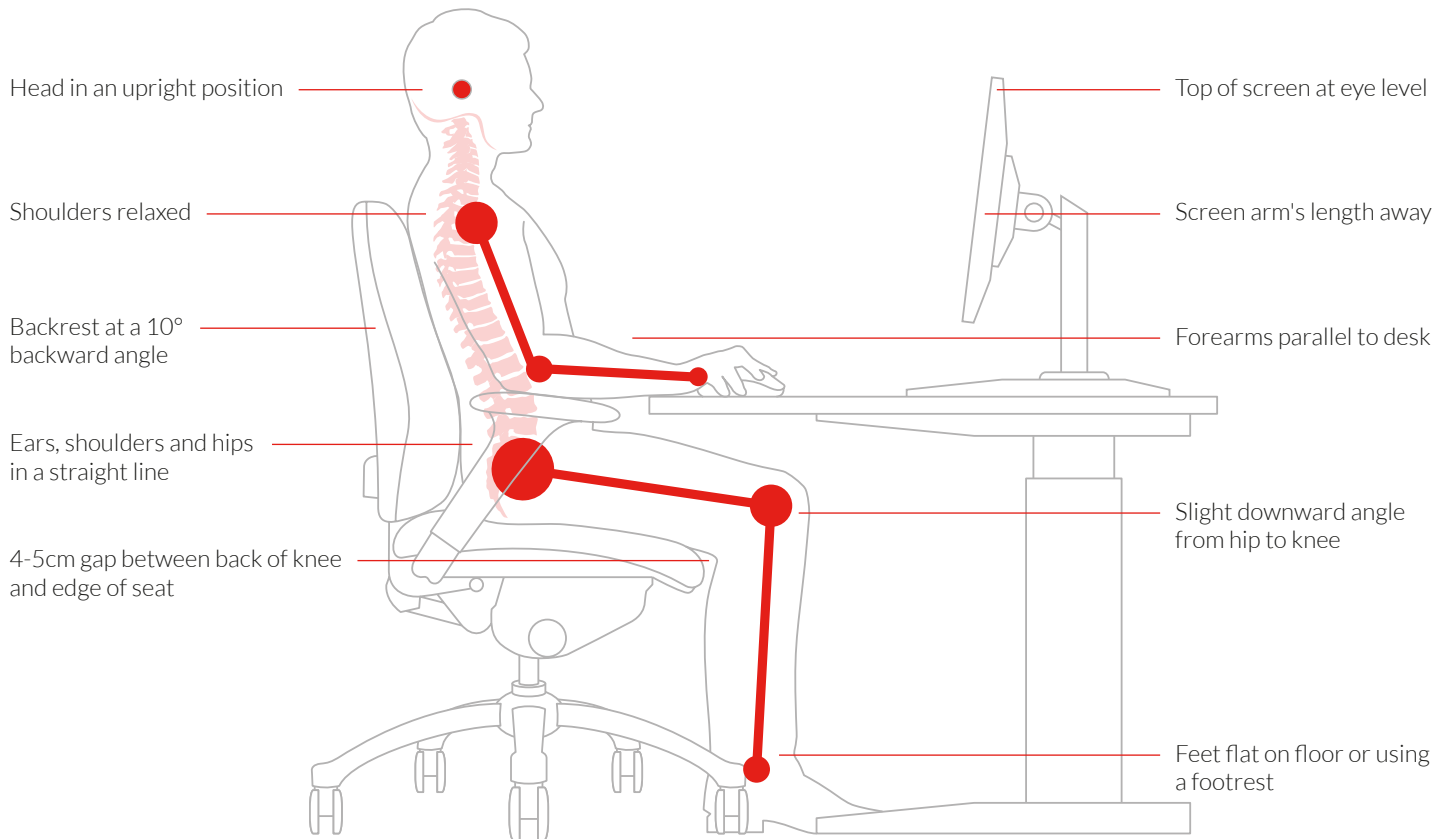
Our DSE training is available in full or half day sessions and is ideally suited to up to 10 people at a time. Our DSE training is designed to educate and advise on DSE guidelines and considerations when evaluating a DSE workstation. It will provide attendees with the knowledge to competently assess a workstation against an individual as well as giving product knowledge to enable accurate recommendations to be made where necessary. We bring our most popular products with us to the training to give practical understanding and include role play scenarios to keep the training fun.

**BACK CARE**  
solutions  
SUPPORT WHERE YOU NEED IT



# HOW TO CHOOSE THE RIGHT CHAIR

Having a chair which meets the shape, size and needs of your body is imperative



It is important to feel fully supported by your chair when sitting for any period of time

## POSTURE

Your hips should be slightly higher than your knees. This rotates the pelvis so the spine is in its natural 'S' shape. You should also keep your head over your shoulders and in line with your pelvis.

## KEEP MOBILE

Try to encourage movement by making use of your chair's adjustments using the float and back tilt. This change of position will help reduce fatigue by increasing blood flow.

## LUMBAR SUPPORT

Adjust the height of the backrest so that the lumbar support of the chair supports the curve of your spine. Gradually inflate the lumbar support over a few days as your body needs time to get used to the new back shape.

## ARM & DESK HEIGHT

With your shoulders relaxed and your forearms parallel to the floor, the middle row of keys on your keyboard should be level with your elbow. The rear of your forearms should be supported by the arms of your chair.

## SEAT HEIGHT

You should have your feet on the floor or footrest with your hips slightly higher than your knees.

## SEAT DEPTH

With your buttocks sat right back into the chair, you should have a gap of approximately 5cm behind the knee. A seat that is too deep can impede blood flow to the lower leg.

# POSE™

## OUR FREE CHAIR FITTING SERVICE

FREE service to ensure the perfect fitting chair and maximum comfort

Finding the right chair can be a difficult and time-consuming task, but this does not need to be the case. The POSE™ chair fitting system allows us to accurately specify chairs for users in a simplistic and stress-free manner.

### WHAT IS POSE™?

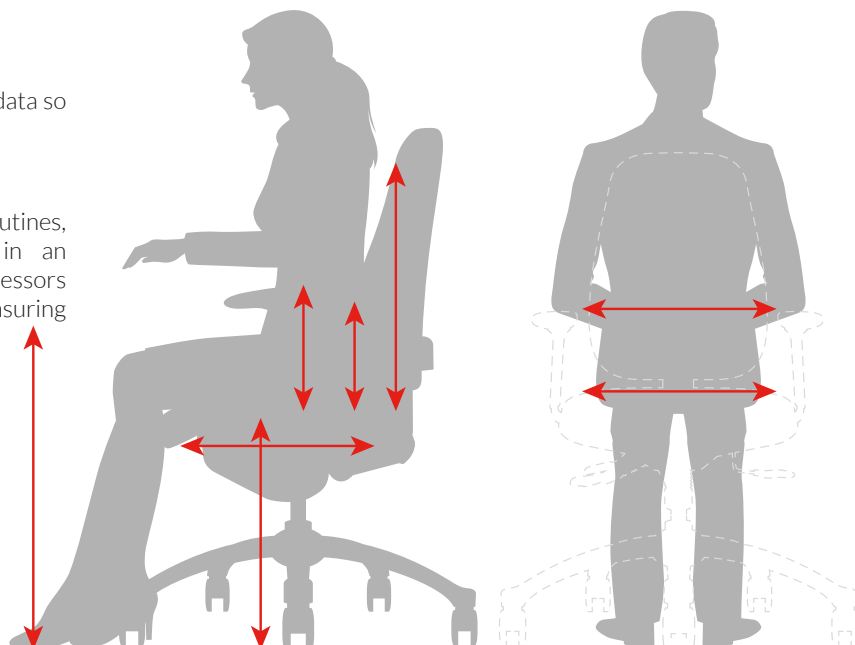
POSE™ is a chair fitting system that captures meaningful user data so appropriate chairs can be specified.

### HOW DOES POSE™ WORK?

POSE™ captures data such as user environment, work routines, body measurements and existing areas of discomfort in an online or downloadable form. This information allows our assessors to make chair recommendations in an informed manner; ensuring optimum comfort and support for the user.

### BENEFITS OF USING POSE™

- Save time and money by avoiding assessment call-outs and charges
- Unobtrusive assessment option
- Complete at your own pace
- Can be used for self-assessment or assessing others
- Recommendations and quotes within 24 hours
- Completely FREE service



DON'T KNOW WHICH CHAIR?



SCAN TO TRY POSE™

# CUSTOM-FIT ASSESSMENTS



Custom-Fit is a design system that enables us to provide sculpted chairs that map to more complicated body shapes. The system ensures an enhanced user experience with the appropriate amounts of support provided right where the user needs it.

While the POSE™ system is an excellent solution for specifying chairs, it is not sufficient for users with more complex physical conditions. This is why we developed the Custom-Fit design system.

### The Custom-Fit design system consists of the following components:

- Six blank backrests of varied shape and size
- Four sets of memory foam modules of differing densities that each make a full backrest
- A set of wedges to form the base, top and lateral support
- Transparency sheets for tracing
- Transparency platform to facilitate tracing
- Camera for documentation

During the assessment, our technician creates a 3D backrest and seat from the suite of foam shapes in order to define the shape, size and density of the chair for the user. This mapping informs the manufacturing process and we are able to use the impression to create a chair that is truly bespoke to the user's needs.



# OPERA™

Opera chairs are designed to fit any user, whatever their clinical condition, with price points to suit most budgets. They are modular by design, with a wide range of easy to specify options, meaning each chair is tailor-made to suit user requirements.

The Custom-Fit system, specifically developed for Opera chairs, allows us to offer an unrivalled level of customisation. We're able to create truly bespoke backrests and seats that provide unprecedented support and comfort. Ideal for conditions such as scoliosis, spina bifida, loss of limb and spinal surgery.



SCAN TO SEE  
ALL ERGONOMIC  
OFFICE CHAIRS

## The Benefits of Opera Chairs

### THE BACKREST

Is specially contoured to provide fantastic support between the shoulder blades and the upper and lower back. Various back sizes are available across the range to suit most requirements. Sewn edges provide greater comfort and come as standard with the Opera 20 chairs and are available as an option across the rest of the range.

### THE LUMBAR SUPPORT

Promotes the natural position of the spine and provides support for the lower back. An inflatable lumbar support is fitted as standard on all models with the popular Schukra Lumbar Support offered as an option.

### THE SEAT

Is available in various depths and widths across the range to suit users of differing sizes. Sewn edges provide greater comfort by evenly distributing pressure and come as standard on the Opera 20 chairs and are available as options across the rest of the range. The memory foam option provides even greater comfort.

### THE SEAT HEIGHT & DEPTH

Can be adjusted quickly and simply with controls accessible from the seated position. The correct seat depth and height improves blood flow in the legs.



Opera 20



Premium Chairs

Opera 30



Mid-Range Chairs

Opera 60



Entry-Level Chairs

Opera 50



Bariatric Chairs

Opera 60-H



High Workstation Chairs



# OPERA 20

Opera 20 chairs are the highest specification in the range, fitted with a smooth knee tilt rocking action that provides a natural feel when rocking. A sewn-edge seat and back offer maximum comfort while the polished aluminium star base gives a stylish executive look. Available in a range of sizes, with optional extras and our Custom-Fit service to tailor-make the chair.



## STANDARD FEATURES

- Tension adjustable seat tilt
- Independent back tilt
- Back height adjustment
- Seat slide
- Seat height adjustment
- Inflatable lumbar support
- Sewn edge seat and back
- Polished aluminium star base
- 20 stone weight limit
- 5 year warranty

## THE MECHANISM

With a natural smooth feel, the pivot at the front of the seat offers the greatest rocking action within the Opera range. Feet remain in constant contact with the floor and the underside of the thighs are well supported. The back angle remains constant when the seat tilts, ensuring the lumbar support stays in place. The tilt mechanism can be left free-floating or locked in any position.

## Which Opera 20?

Look at the back rest measurements first to identify the Opera 20 model required and then choose from the various seat sizes on our website for a perfect fit.

For the full range of options available please refer to pages 10 and 11. Details about our Custom-Fit service can be found on page 5.

Opera 20-2



Opera 20-5



Opera 20-6



Opera 20-8



Opera 20-5-W



Opera 20-8-W



## TECHNICAL SPECIFICATION

	Opera 20-2	Opera 20-5	Opera 20-6	Opera 20-8	Opera 20-5-W	Opera 20-8-W
Code	BCS1813	BCS1812	BCS1814	BCS181	BCS1816	BCS1815
Description	Small Back, Short Seat	Med Back, Med Seat	Long Back, Med Seat	High Back, Med Seat	Med Wide Back & Seat	High Wide Back, Med Wide Seat
Seat Height	48-58cm	49-59cm	49-59cm	49-59cm	49-59cm	49-59cm
Back Height	37-49cm	50-60cm	55-65cm	60-70cm	50-60cm	60-70cm
Back Width	41cm	42cm	43cm	43cm	52cm	52cm
Lumbar Height	14-26cm	18-28cm	18-28cm	18-28cm	18-28cm	18-28cm

# OPERA 30

Opera 30 chairs offer a mid-range specification, fitted with a semi knee tilt rocking action that is initiated from the mid-point of the seat. For ease of identification the mechanism has clear text lever controls available as a left or right-handed configuration. Available in a range of sizes, with optional extras and our Custom-Fit service to tailor-make the chair.

## STANDARD FEATURES

- Tension adjustable seat tilt
- Independent back tilt
- Back height adjustment
- Seat slide
- Seat height adjustment
- Inflatable lumbar support
- 23.5 stone weight limit
- 5 year warranty

## THE MECHANISM

The semi-knee tilt pivots midway between the stem and the front of the seat allowing the chair movement to follow and support your body when rocking. The tilt mechanism can be left free-floating or locked in any position.

## Which Opera 30?

Look at the back rest measurements first to identify the Opera 30 model required and then choose from the various seat sizes on our website for a perfect fit.

For the full range of options available please refer to pages 10 and 11. Details about our Custom-Fit service can be found on page 5.



## TECHNICAL SPECIFICATION

	Opera 30-2	Opera 30-5	Opera 30-6	Opera 30-8	Opera 30-5-W	Opera 30-8-W
Code	BCS1823	BCS1822	BCS1821	BCS182	BCS1826	BCS1825
Description	Small Back, Short Seat	Med Back, Med Seat	Long Back, Med Seat	High Back, Med Seat	Med Wide Back & Seat	High Wide Back, Med Wide Seat
Seat Height	48-58cm	49-59cm	49-59cm	49-59cm	49-59cm	49-59cm
Back Height	37-49cm	50-60cm	55-65cm	60-70cm	50-60cm	60-70cm
Back Width	41cm	42cm	43cm	43cm	52cm	52cm
Lumbar Height	14-26cm	18-28cm	18-28cm	18-28cm	18-28cm	18-28cm

# OPERA 60

The Opera 60 range offer great value for money, with a generous amount of standard features and optional seat and back rest sizes. They are an ideal solution for contract supply, or when budgets are tight for ergonomic requirements.



## STANDARD FEATURES

- Tension adjustable seat tilt - should be locked in place
- Independent back tilt
- Back height adjustment
- Seat slide
- Seat height adjustment
- Inflatable lumbar support
- 23.5 stone weight limit
- 5 year warranty

## THE MECHANISM

The central pivot multi-tilt mechanism allows the seat to be angled and positioned as required for each user. The seat tilt must be locked in place, meaning there is no free-float rocking action available.

## Which Opera 60?

Look at the back rest measurements first to identify the Opera 60 model required and then choose from the various seat sizes on our website for a perfect fit.

For the full range of options available please refer to pages 10 and 11. Details about our Custom-Fit service can be found on page 5.

Opera 60-H chairs are designed for use at high workstations and can be found on page 31.

Opera 60-2



Opera 60-5



Opera 60-6



Opera 60-8



## TECHNICAL SPECIFICATION

	Opera 60-2	Opera 60-5	Opera 60-6	Opera 60-8
Code	BCS1843	BCS1842	BCS1841	BCS184
Description	Small Back, Short Seat	Med Back, Med Seat	Long Back, Med Seat	High Back, Med Seat
Seat Height	45-55cm	46-56cm	46-56cm	46-56cm
Back Height	37-45cm	50-58cm	55-63cm	60-68cm
Back Width	41cm	42cm	43cm	43cm
Lumbar Height	16-24cm	18-26cm	18-26cm	18-26cm

# OPTIONAL EXTRAS

For the full range of options, please scan the QR codes on pages 7-9

## A1 ARMRESTS

- Height adjustable arms
- Height adjustment of 18-28cm above seat



**BCS1912**

## A2 ARMRESTS

- Height adjustable arms
- Depth adjustable pads
- Height adjustment of 18-28cm above seat



**BCS1911**

## A3 ARMRESTS

- Height adjustable arms
- Depth and width adjustable pads
- Height adjustment of 20-28cm above seat



**BCS191**

## A4 ARMRESTS

- Height-adjustable
- Depth, width and twist adjustable pads
- Soft-feel arm pads



**BCS19101**

## A5 ARMRESTS

- Superior armrest comfort
- Height, width and longitudinal adjustment
- Dual pivot
- 360° rotation at front, 60° inward, 30° outward at second point



**BCS19102**

## UPHOLSTERED ARMRESTS

- Arms upholstered in same colour as chair
- Memory foam provides improved comfort and pressure relief



**BCS1917**

## SWING-BACK ARMRESTS

- Armrests can be rotated out of way
- Ideal for people who need optimal access such as wheelchair users
- Height adjustment of 18-28cm above seat



**BCS1916**

## GEL HEIGHT ADJUST ARMRESTS

- Gel arm pads provide increased comfort
- Height adjustment of 18-28cm above seat



**BCS1918**

## LOWER ARMREST ADAPTATION

- Provides armrest height 5cm lower than usual
- Compatible with all but Swing-Back Armrests



**BCS307141**

## Z-RESTS

- Height adjustable (range 12cm)
- Angle adjustable (80° forwards to 120° back)
- Double pivot and multi-positional
- Mini Z-Rests are more suited as a neck rest



**BCS193 (Z-Rest)**

**BCS1931 (Mini Z-Rest)**

## SCHUKRA LUMBAR SUPPORT

- Provides ultimate lumbar support
- Hand wheels adjust height and depth
- Internal height adjustment of 10cm



**BCS1921**

## INFLATABLE SUPPORTS

- Air cells integrated to provide extra support



**BCS1922-THO (Thoracic)**

**BCS1922-PEL (Pelvic & Sacral)**

**BCS1922-SS (Side)**

**BCS1922-SE (Thigh Per Side)**

**BCS1922-ERS**

(Ergo Response Seat)

## HEAT PADS

- 3 heat pads positioned where needed
- Mains powered
- Soothes aching muscles



**BCS1923-T**

## SPLIT SEAT

- Split seat mechanism allows each side of seat to be adjusted independently
- Suitable for a range of conditions such as damaged hips, ankylosis, prosthesis and limited mobility
- Not available on Opera 20



**BCS1939**

## CUSTOM SEAT SIZE

- Seats can be reduced in size to a minimum of 30cm d and 46cm w
- Available on Opera 30, 50 and 60



**BCS19533**

## MASSAGE & HEAT SYSTEM

- 6 individual massage motors for targeted relief
- Various vibrating modes for individual comfort
- Heat pad soothes aching muscles



**BCS1923-MH**

## MEMORY FOAM SEAT & BACK



- Additional layer of memory foam for pressure relief
- Moulds to shape of user
- Lateral support option for a 'hug-like' feel, including sewn edge

**BCS1951** (Seat)

**BCS195**  
(Back Including Sewn Edge)

**BCS195-MBL-L**  
(Back And Laterals)

## COCCYX CUT OUT



- Padding around coccyx is removed for improved pressure relief
- Available open or covered over with fabric

**BCS1955-C** (Covered)

**BCS1955-O** (Open)

## SUPER SHORT SEAT



- Seat can be reduced in depth to 32-37cm

**BCS19531**

## SEWN EDGE BACK & SEAT



- Standard on Opera 20's
- Attractive upholstery finish
- Softer feel for added comfort
- Ensures back and seat keep their shape

**BCS1954-B** (Back)

**BCS1954** (Seat)

## COMFORT BACK



- Deeper contouring at sides for greater lateral support providing a "hug-like" feel

**BCS19520**

## MODIFIED BACKREST



- Basic sculpting provides tailor-made fit and support for user

**BCS19521**

## LEFT HAND CONTROLS



- Available on Opera 30 and 50 chairs
- Doesn't have seat slide or backrest angle adjustment

**BCS1959**

## RESTRICTED MECHANISM



- Fitted on Opera 30 with higher gas stems
- Removes rocking mechanism for safety

**BCS19906**

## STAR BASES

- Polished aluminium base with black nylon toe caps (Std. on Opera 50's)
- Polished aluminium base (Std. on Opera 20's)
- 28" heavy-duty polished aluminium base

**BCS1968-20**  
(Polished Aluminium)

**BCS1968-50**  
(Black Nylon Caps)

**BCS1968**  
(28" Heavy-Duty)

## SEAT HEIGHTS

- Alternative seat heights available




**BCS196** (Short Gas Stem)

**BCS1963** (Tall Gas Stem)

**BCS1964**  
(High Gas Stem - Opera 60 only)

## SWIVEL LOCKS & FIXED STEM

- Swivel locks allow manual locking and unlocking of swivel function
- Non-swivel gas stem is a permanent locked swivel solution



**BCS3083-7** (7")

**BCS1967** (9")

**BCS1966**  
(Non-Swivel Stem)

## FOOTRING



- 20" footring can be fitted to any chair
- Perfect for using with higher gas stems
- Standard on Opera 60-H chairs

**BCS1969**

## CASTORS



**BCS01969** (Semi-Braked)

**BCS01969-CAL**  
(Auto-Locking)

**BCS0152** (Brake Unloaded)

**BCS00154** (Manual-Locking)

**BCS1969-AS** (Anti-Static)

**BCS01969-CGL** (Glides)

## ANTI-STATIC



- Chairs are fitted with anti-static castors and fabric

**BCS1971**

## CUSTOM FIT

The Custom-Fit system enables truly bespoke backrests and seats that provide unprecedented support and comfort. See page 5 for details.

**BCS1952** (Back)

**BCS1953** (Seat)

## BI-COLOUR FABRIC



All Opera chairs can be upholstered in a choice of colours to create striking two-tone effects. Great if you want to create an individual look or to match your corporate branding. Please contact us to discuss your requirements.

**BCS1954-BIB** (Back)

**BCS1954-BIS** (Seat)

# RH LOGIC 300/400

RH Logic chairs offer fantastic comfort and are ideal for preventative and rehabilitative requirements as well as being suited for 24/7 environments. The chairs come with a lumbar pump, seat slide, seat height, independent back rest angle and soft floor castors as standard and have a generous amount of optional extras available to further enhance the user experience. The chair design is based on the unique 'Two Point Principle' which improves circulation and stimulates the muscles.

## The Benefits of RH Logic Chairs

### THE BACKREST

Narrows towards the top for freedom of arm movement, whilst pronounced support for back curvature provides sitting comfort and strain relief. The RH 400 has a high backrest with extra padding to provide support between shoulders whilst the RH 300 has a lower backrest for shorter users.

### THE LUMBAR SUPPORT

Promotes the natural position of the spine and provides support for the entire back. The hand pump adjusts the amount of air in the lumbar cushion to meet your requirements.

### THE ARMRESTS (OPTIONAL)

Are recommended to provide shoulder relief and are available in a variety of styles.

### THE NECKREST (OPTIONAL)

Has adjustable height and depth to provide neck support and comfort for the rest of the body.

### THE SEAT

Has a waterfall edge that reduces pressure on the underside of the thighs, whilst a layer of wool creates ventilation and increased comfort.

### STANDARD FEATURES

- Balanced knee tilt float action
- Counterbalanced action follows and supports your body
- Inflatable lumbar pump
- Independent back tilt
- Back height adjustment
- Sliding seat
- Softer feel foam
- 23.5 stone weight limit
- 10 year warranty

### THE TILT MECHANISM

Is frictionless and has been designed to ensure you are supported in all positions. It is simply adjusted according to body weight and height. This allows the chair to follow your movement without the need to exert muscular force.

### THE SEAT HEIGHT & DEPTH

Can be adjusted quickly and simply by controls accessible from the seated position. Correct height improves blood flow in the legs while the correct seat angle provides better comfort and support.





RH Logic 300

RH Logic 400

## TECHNICAL SPECIFICATION

	RH LOGIC 300	RH LOGIC 400
Code	BCS1035	BCS1031
Description	Med Back, Med Seat	High Back, Med Seat
Seat Height	41-55cm	41-55cm
Seat Depth	40-50cm	40-50cm
Seat Width	46.5cm	46.5cm
Back Height	54.5-62cm	65-72.5cm
Back Width	44cm	44cm
Lumbar Height	16-23.5cm	19.5-27cm

## STANDARD FEATURES

- Balanced knee tilt float action
- Inflatable lumbar pump
- Independent back tilt
- Back height adjustment
- Sliding seat
- Softer feel foam
- 23.5 stone weight limit
- 10 year warranty

## OPTIONAL EXTRAS For the full range of options, please scan the QR codes

### 8E ARMRESTS

- Height adjustable, from 20-30cm above seat
- Width adjustable, from 38.5 - 51.5cm between arms
- Sliding depth adjustment



BCS115 (Standard Pair)

BCS1156 (Leather Pair)

### 8S XL ARMRESTS

- Height adjustable, from 20-30cm above seat
- Width adjustable, from 38.5-51.5cm between arms
- Upholstered oversized rotating armrests



BCS1151.XL

### 8S ARMRESTS

- Height adjustable, from 20-30cm above seat
- Width adjustable, from 38.5-51.5cm between arms
- Rotating arm support



BCS1151 (Pair)

### NECKREST

- Height and tilt adjustable



BCS1039 (Fabric)

BCS10391 (Leather)

### COAT HANGER

- Fits to top of backrest



BCS114

### XL SEAT

- 4cm longer and 2cm wider than standard RH300 and 400 seats
- Width 48.5cm, depth 44-54cm



BCS1172

### MEMORY FOAM SEAT

- 3cm layer of memory foam built into seat



BCS1171

### COCCYX CUT OUT SEAT

- Padding around coccyx removed to relieve pressure



BCS117

### UPGRADE FOR 24/7 USE

- Guaranteed for 5 years 24/7 use
- 24/7 extra durable fabric



BCS10395

### SEAT HEIGHTS

- B Gas Stem gives height of 48-61cm



BCS1129

### CASTORS

- Supplied with carpet castors as standard

BCS015 (Hard Floor, Semi-Braked)

BCS016 (Auto-Locking)



### ELEGANCE

- Fully upholstered backshell

BCS1036 (RH 300)

BCS1032 (RH 400)



# RH LOGIC 200/220

RH Logic 200/220 Ergonomic Office Chairs build on the great design of the existing RH Logic chairs, merging characteristic comfort and first-class ergonomics with improved features and accessibility. The result is an enhanced user experience that allows you to enjoy comfort and wellbeing during the long hours spent at your desk. Furthermore, the new visual design creates a neat shape and sophisticated look that will blend seamlessly into any workspace. The chair is designed to be long-lasting and to make the lowest possible environmental impact throughout its life cycle, from raw material extraction to end-of-life.

## The Benefits of RH Logic Chairs

### THE BACKREST

Has numerous notable features. The soft curvature helps to keep your back in an upright position while allowing the shoulders and arms great freedom of movement. The adjustable backrest angle ensures support is provided in any position. RH 200 has a medium backrest whilst RH 220 has a high backrest for taller users.

### THE LUMBAR SUPPORT

Promotes the natural position of the spine and provides support for the entire back. The hand pump adjusts the amount of air in the lumbar cushion to meet your requirements.

### THE ARMRESTS (OPTIONAL)

Are recommended to provide shoulder relief and are available in a variety of styles.

### THE NECKREST (OPTIONAL)

Has adjustable height and depth to provide neck support and comfort for the rest of the body.

### THE SEAT

Has a waterfall edge that reduces pressure on the underside of the thighs, whilst a layer of wool creates ventilation and increased comfort.

### STANDARD FEATURES

- Upholstered backrest and seat
- Independent back tilt
- Inflatable lumbar support
- Seat slide
- Frictionless knee tilt rocking action locks in any position
- Five-star raised base in black
- 23.5 stone weight limit
- 10 year warranty

### THE TILT MECHANISM

Is simply adjusted according to body weight and height. This allows the chair to follow your movement without the need to exert muscular force.

### THE SEAT HEIGHT & DEPTH

Can be adjusted quickly and simply by controls accessible from the seated position. Correct height improves blood flow in the legs while the correct seat angle provides better comfort and support.







RH Logic 200



RH Logic 220

## TECHNICAL SPECIFICATION

	RH LOGIC 200	RH LOGIC 220
Code	BCS1037	BCS1038
Description	Med Back, Med Seat	High Back, Med Seat
Seat Height	41-55cm	41-55cm
Seat Depth	40-50cm	40-50cm
Seat Width	46.5cm	46.5cm
Back Height	54.5-62cm	65-72.5cm
Back Width	44cm	44cm
Lumbar Height	16-23.5cm	19.5-27cm

## STANDARD FEATURES

- Balanced knee tilt float action
- Inflatable lumbar pump
- Independent back tilt
- Back height adjustment
- Sliding seat
- Softer feel foam
- 23.5 stone weight limit
- 10 year warranty

## OPTIONAL EXTRAS For the full range of options, please scan the QR codes

### 8L ARMRESTS

- Height adjustable, from 20-31.5cm above seat



**BCS1158** (TPU Pair)

**BCS1158-L** (Leather Pair)

### NECKREST

- Height and tilt adjustable



**BCS10381** (Fabric)

**BCS10381-L** (Leather)

### COAT HANGER

- Fits to top of backrest



**BCS10384**

### XL SEAT

- 2.5cm longer and 3cm wider than standard seats
- Width 50cm, depth 42.5-52.5cm



**BCS10386**

### SEAT HEIGHTS

- B Gas Stem gives height of 48-61cm



**BCS1129**

### CASTORS

- Supplied with carpet castors as standard



**BCS015** (Hard Floor, Semi-Braked)

**BCS016** (Auto-Locking)

# ADAPT<sup>®</sup> 600

Adapt<sup>®</sup> chairs are designed for maximum adjustment and bespoke fitting. Extensive options mean the chairs are manufactured to suit individual needs. The range comes with a generous amount of standard features including a semi-knee tilt mechanism, independent backrest angle adjustment, inflatable lumbar support, seat slide and memory foam seat. The amendments you can make to the range are vast, and the chairs have been developed for quick modification.

## The Benefits of Adapt<sup>®</sup> Chairs

### THE BACKREST

Is available in four sizes to suit most requirements. However, bespoke backrests can be made to satisfy customer needs. The chairs include an independent backrest angle adjustment for correct support at any angle.

### THE LUMBAR SUPPORT

Promotes the natural position of the spine and provides support for the lower back. The hand pump adjusts the amount of air in the lumbar cushion to meet your requirements.

### THE TILT MECHANISM

Is a floating, semi-knee tilt design that follows and supports your body to allow easy movement without exerting muscular force. It locks in any position.

### THE HEADREST, NECKROLL & NECK CURVE

Are height and depth adjustable to provide neck support and comfort for the rest of the body.

### THE SEAT

Is available in five sizes to suit most requirements. However, we can make bespoke seats to satisfy customer needs. The seat provides optimum comfort as it's fitted with memory foam as standard.

### THE SEAT HEIGHT & DEPTH

Can be adjusted quickly and simply by controls accessible from the seated position. Correct height improves blood flow in the legs while the correct seat angle provides better comfort and support.

### STANDARD FEATURES

- Floating, multi-tilt action pivots midway between stem and seat front
- Inflatable lumbar support
- Independent back tilt adjustment
- Back and seat height adjustment
- Sliding seat
- Memory foam seat
- 23.5 stone weight limit
- 5 year warranty





## TECHNICAL SPECIFICATION & OPTIONAL SEAT SIZES

	Adapt 610	Adapt 620	Adapt 630	Adapt 640	Adapt 650	Adapt 660	Adapt 680
Code	BCS3053	BCS30531	BCS30532	BCS30533	BCS30534	BCS30535	BCS30536
Description	Low Back, Med Seat	Med Back, Med Seat	High Back, Med Seat	Low Back, Large Seat	Med Back, Large Seat	High Back, Large Seat	Extra High Back, 680 Seat
Seat Height	48-63cm	48-63cm	48-63cm	48-63cm	48-63cm	48-63cm	48-63cm
Seat Depth	44-50cm	44-50cm	44-50cm	47-53cm	47-53cm	47-53cm	58-64cm
Seat Width	48cm	48cm	48cm	51cm	51cm	51cm	60cm
Back Height	35-41cm	48-54cm	56-62cm	35-41cm	48-54cm	56-62cm	61-67cm
Back Width	46cm	46cm	46cm	46cm	46cm	46cm	51cm
Lumbar Height	18-24cm	18-24cm	18-24cm	18-24cm	18-24cm	18-24cm	18-24cm

## OPTIONAL EXTRAS For the full range of options, please scan the QR codes

### HEIGHT ADJ ARMRESTS

- Height adjustable, from 15-24cm above seat
- Standard pad length 28cm, short 21cm



BCS307 (Standard Pair)

BCS3070 (Short Pair)

### 4D ARMRESTS

- Height, width and depth adjustable pads.



BCS30711 (Short Pair)

### HEIGHT RETRACTABLE ARMRESTS

- Shortens arms by 6cm
- Enables user to get closer to desk



BCS30712 (Pair)

### MOBILE SUPPORT ARMRESTS

- Provides more forearm support than std arms
- Side to side movement
- Height adjustable



BCS30715 (Pair)

### ROTATING ARMRESTS

- Swing out of way when not required
- Make wheelchair transfers easier



BCS30717 (Pair)

### HEADREST, NECK ROLL, NECK CURVE & V-REST

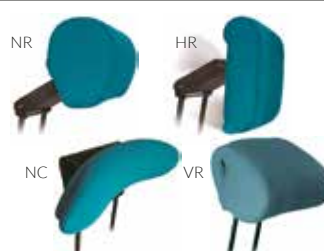
- Height and tilt adjustable

BCS3076 (Headrest)

BCS3075 (Neckroll)

BCS30751 (Neck Curve)

BCS30753 (V-Rest)



### MEMORY FOAM SEAT & BACK

- Backrest moulds to shape of user to relieve pressure by distributing weight
- Memory foam comes as standard but an extra layer can be added for more comfort

BCS30792 (Backrest)

BCS30790 (Seat)

### SPLIT SEAT

- Seat halves adjust independently
- Bespoke option for non-standard seat measurements



BCS30791 (Standard)

BCS307910 (Bespoke)

### COCCYX CUT OUT

- Padding around coccyx removed to relieve pressure



BCS30794

### XL & XXL SEATS

- XL seat depth 50-56cm
- XL seat width 51cm
- XXL seat depth 61-67cm
- XXL seat width is 61cm

BCS30797 (XL)

BCS30798 (XXL)

### REDUCED SEAT SIZE

- Smallest depth possible 34cm
- Smallest width possible 41cm

BCS30793 (Depth)

BCS3079 (Width)

### LUMBAR SUPPORTS

- One pump inflates 3 reactive air cells
- Air passes between cells, compensating for movement
- Vertical support has inflatable air cells fitted on either or both sides of backrest for lateral support

BCS30731 (3 Cell)

BCS30734 (Vertical Per Side)

### INFLATABLE THIGH/ THORACIC SUPPORT

- Thigh support enhances coccyx cutout
- Thoracic support gives added support to upper back, useful for correct seating abnormality i.e. wasted muscle

BCS30733 (Thigh)

BCS30732 (Thoracic)

### HEAT PADS

- 3 heat pads positioned where needed
- Powered by mains socket
- Soothes aching muscles

BCS1923-T

### MASSAGE & HEAT SYSTEM

- 6 individual massage motors for targeted relief
- Various vibrating modes for individual comfort
- Heat pad soothes aching muscles

BCS1923-MH

### LEFT HAND CONTROLS

- All levers are fitted to left side of chair
- Lumbar pump fitted to left side of backrest



BCS3084

### SEAT HEIGHTS



BCS3074 (43-54cm)

BCS30741 (62-82cm)

### CASTORS

- Semi-braked for hard floors or auto-locking
- Supplied with carpet castors as standard



BCS01969-CAL (Auto-Locking)

BCS0151 (Semi-Braked)

### MOVEMENT LOCK

- Fits any chair
- Battery operated (std) or hand pump



BCS3082 (Battery Pump)

BCS30820 (Manual Pump)

# BMA AXIA 2.0

BMA Axia 2.0 chairs promote well-being through advanced ergonomic functionality, providing correct support to key anatomical locations. Two mechanisms and multiple options are available with levers on either side of the chairs making them suitable for right and left-handed people. We exclusively supply the chairs with special memory foam in the seat and backrest for optimum comfort, at no extra cost.

## The Benefits of BMA Axia Chairs

### THE BACKREST

Is available in a medium, high and extra high back.

### THE LUMBAR SUPPORT (OPTIONAL)

Promotes the natural position of the spine and provides support for the lower back. The hand pump adjusts the amount of air in the lumbar cushion for increased support.

### THE ARMRESTS (OPTIONAL)

Are recommended to provide shoulder relief and are height and width adjustable.

### THE SEAT HEIGHT & DEPTH

Can be adjusted quickly and simply with controls accessible from the left and right side of the seated position. Correct height improves blood flow in the legs while the correct seat angle provides better comfort and support.

### THE SEAT

Is depth and height adjustable, with easy reach levers accessible from the seated position. The seat is supplied with special memory foam for greater comfort and support.

### THE HEADREST (OPTIONAL)

Is height and depth adjustable to provide neck support and comfort for the rest of the body.

### THE MECHANISM

Supports the pelvic region and relaxes the back, neck and arms in any position, whilst ensuring the feet always remain in contact the floor.

The pro mechanism has a fixed back rest angle adjustment, whilst the office mechanism has an independent back rest angle adjustment.

### STANDARD FEATURES

- Pelvic tilt float action
- Dual sided levers
- Back height adjustment
- Independent back angle (Office mech only)
- Sliding seat
- Seat height adjustment
- Seat tilt (+5 to -14°)
- 21 stone weight limit
- 10 year warranty





Axia 2.1



Axia 2.2



Axia 2.4

## TECHNICAL SPECIFICATION

	Axia 2.1 Pro	Axia 2.1 Office	Axia 2.2 Pro	Axia 2.2 Office	Axia 2.4 Pro	Axia 2.4 Office
Code	BCS72721-P	BCS727220	BCS727222	BCS727222	BCS72723-P	BCS72723
Description	Low Back, Med Seat	Low Back, Med Seat	Med Back, Med Seat	Med Back, Med Seat	High Back, Med Seat	High Back, Med Seat
Seat Height	40-55cm	40-55cm	40-55cm	40-55cm	40-55cm	40-55cm
Seat Depth	38-48cm	38-48cm	38-48cm	38-48cm	38-48cm	38-48cm
Seat Width	48cm	48cm	48cm	48cm	48cm	48cm
Back Height	39-45cm	39-45cm	47-53cm	47-53cm	54-60cm	54-60cm
Back Width	46cm	46cm	46cm	46cm	46cm	46cm

## OPTIONAL EXTRAS

For the full range of options, please scan the QR codes

### 8N ARMRESTS

- Height adjustable, from 20-31cm above seat
- Width and depth adjustable



BCS7275 (Pair)

BCS72752 (Pair, Large Leather Armpads)

### HEADREST

- Height and tilt adjustable
- Available on Axia 2.2 and 2.4 only



BCS72758

### INFLATABLE LUMBAR SUPPORT

- Lumbar support built into backrest of chair



BCS72759

### MEMORY FOAM SEAT & BACK

- Provides greater comfort and support



BCS7286 (Seat)

BCS7287 (Back)

### COCCYX CUT OUT



BCS7284

### MECHANISM

- Heavy for users between 21-27 stone
- Light for users up to 7 stone



BCS729 (Heavy)

BCS729 (Light)

### OPTIONAL SEAT HEIGHTS



BCS72727 (39-47cm)

BCS72728 (47-62cm)

BCS72729 (53-71cm)

### CASTORS

- Supplied with carpet castors as standard



BCS015 (Hard Floor, Semi-Braked)

BCS016 (Auto-Locking)

### SEAT DEPTH

- 38-48cm as standard
- Can be extended by an extra 4cm



BCS7276

# GRAHL

The Grahl Duo-Back® chairs offer extraordinarily long-lasting comfort. The two flexible backrests adapt individually to every movement your back makes. The chairs support variation between exertion and relaxation so a relaxed feeling is maintained. Because the uniquely designed backrests only come into contact with the muscles, pressure on the spine and sacrum is vastly reduced. This relieves pressure on the intervertebral discs by approximately 50% more than standard backrests. With multiple options and mechanisms available Grahl chairs are an excellent choice.

## The Benefits of Grahl Chairs

### THE HEADREST (OPTIONAL)

Is height and depth adjustable to provide neck support and comfort for the rest of the body.

### THE BACKREST

Has two flexible backrests that adapt individually to every movement your back makes. All backrests are height adjustable, while the space between the pads allows the spine to move freely, evenly distributing support throughout the back muscles.

### THE SEAT HEIGHT & DEPTH

Can be adjusted quickly and simply with controls accessible from the seated position. The Ergonom is only available with a split seat.

### THE MECHANISM

On the Xenium Freework, the mechanism provides multidirectional movement from the seated position. The direction and flow adjusts with user movement to avoid exerting muscular force. The Freework is the only chair to enable lateral movement for optimum flexibility.

The Type 11 and Xenium Duoback include a synchronous mechanism that adjusts according to height and weight to follow movements without the need to exert muscular force.

The Ergonom has a multi-tilt action that allows simultaneous seat and back tilt which locks in place once the ideal position is identified.

### STANDARD FEATURES

- Multi directional action with weight tension control on Freework
- Multilock synchro action with weight tension control on Duoback and Type 11
- Multi-tilt action without float on Ergonom
- Seat height adjustment
- Back height adjustment
- Back angle adjustment on Ergonom
- 4° forward tilt on Freework and Type 11
- 7.5° reclining tilt on Xenium
- 12.5° reclining tilt on Duoback
- Width adjustable duo-back backrest pads on Type 11 and Ergonom
- Sliding seat
- Split seat on Ergonom
- Footring on Type 11 high
- 19.5 stone weight limit on Type 11 and Xenium
- 18 stone weight limit on Ergonom
- 5 year warranty





Xenium Freework

Xenium Duoback

Ergonom

Type 11

## TECHNICAL SPECIFICATION & OPTIONAL SEAT SIZES

	Xenium Freework	Xenium Duoback	Type 11	Type 11 - Large Seat	Type 11 - High Seat	Ergonom - Small Seat	Ergonom - Large Seat
Code	BCS319	BCS315	BCS311	BCS3115	BCS3113	BCS31251	BCS31252
Description	High Back, Med Seat	High Back, Med Seat	High Back, Med Seat	High Back, Large Seat	High Back, Med Seat	High Back, Med Seat	High Back, Large Seat
Seat Height	42-53cm	42-53cm	45-58cm	45-58cm	58-74cm	41-55cm	41-55cm
Seat Depth	39-50cm	39-50cm	40-45cm	42-50cm	40-45cm	44cm	50cm
Seat Width	47cm	46cm	49cm	49cm	49cm	45cm	50cm
Back Height	54-63cm	54-63cm	48-56cm	48-56cm	48-56cm	43-50cm	43-50cm
Back Width	46cm	46cm	40-45cm	40-45cm	40-45cm	40-45cm	40-45cm

## OPTIONAL EXTRAS For the full range of options, please scan the QR codes

### 2D ARMRESTS

- Height adjustable with swivel tops
- Not available on the Ergonom model



BCS316

### 3D ARMRESTS

- Height and width adjustable multi-function armrests



BCS3161

### HEADRESTS

- Available on Type 11 and Ergonom
- Height and depth adjustable



BCS3252

### XENIUM HEADRESTS

- Available on Freework and Duoback
- Height and depth adjustable



BCS53163

### MEMORY FOAM SEAT

- Moulds to shape of user for greater comfort
- Available on all chairs



BCS3259

BCS3259-T (Tempur)

### COCCYX CUT OUT

- Padding around coccyx is removed to relieve pressure
- Available on all chairs



BCS3258

### BACK SPACERS

- Moves back pads 2-4cm forwards
- Available on all chairs



BCS3241

### SEAT HEIGHTS



BCS32850 (41-48cm Type 11)

BCS32855 (55-71cm Type 11)

BCS32856 (66-92cm Type 11)

BCS32851 (36 - 41cm Ergonom)

BCS32854 (47 - 65cm Ergonom)

### CASTORS

- Available on all chairs
- Supplied with carpet castors as standard



BCS0151 (Semi-Braked)

BCS1969-CAL (Auto-Locking)

BCS1969-CGL (Glides)

# BC 100 & BC 200

BC 100 & 200 Ergonomic Office Chairs have been developed as an upgrade to our very popular BC One & Two chairs. The chairs retain all the great features of the original BC and come with our new multi-function mechanism which takes the chair to the next level for the demanding ergonomic workplace.

## The Benefits of BC 100 & 200 Chairs

### THE BACKREST

Is available in two sizes with BC 100 offering a medium back and BC 200 offering a high back. The ergonomic design creates relief and support for the back and shoulders.

### THE LUMBAR SUPPORT

Promotes the natural position of the spine and provides support for the entire back. The hand pump adjusts the amount of air in the lumbar cushion to suit user requirements.

### THE SEAT

Is available in two sizes to suit most requirements. The seat offers great comfort while the memory foam option adds even greater comfort.

### THE SEAT HEIGHT & DEPTH

Can be adjusted quickly and simply by controls accessible from the seated position.



### THE HEADREST (OPTIONAL)

Is available as a Z-Rest or Mini Z-Rest and provides extended support for a variety of user requirements.

### THE MECHANISM

Is a multi-functional synchro mechanism with separate infinite locking back angle adjustment and integrated seat slide. The mechanism provides independent seat angle adjustment with a two-position side activated device.

### STANDARD FEATURES

- Tension adjustable, lockable tilt
- Synchro rocking action
- Independent back angle
- Back height adjustment
- Seat slide
- Seat height adjustment
- Inflatable lumbar support
- 23.5 stone weight limit
- 5 year warranty

BC 100



BC 200



## TECHNICAL SPECIFICATION

	BC 100 (STD SEAT)	BC 100 (LARGE SEAT)	BC 200 (STD SEAT)	BC 200 (LARGE SEAT)
Code	BCS19796	BCS19797	BCS19798	BCS19799
Description	Med Back, Med Seat	Med Back, Large Seat	High Back, Med Seat	High Back, Large Seat
Seat Height	45-55cm	45-55cm	45-55cm	45-55cm
Seat Depth	42-48.5cm	49-55.5cm	42-48.5cm	49-55.5cm
Seat Width	47cm	51cm	47cm	51cm
Back Height	50-60cm	50-60cm	60-70cm	60-70cm
Back Width	43cm	43cm	43cm	43cm
Lumbar Height	18-28cm	18-28cm	18-28cm	18-28cm

## OPTIONAL EXTRAS For the full range of options, please scan the QR codes

### HEIGHT ADJ. ARMRESTS

- Height-adjustable



**BCS1986-HA**

### HEIGHT & RETRACTABLE ARMRESTS

- Height-adjustable with depth adjustable pads



**BCS1986-HAR**

### 3D ARMRESTS

- Height adjustable with depth and width adjustable pads



**BCS1986-H3D**

### HEADRESTS

- Height and angle adjustable
- Mini suited as a neck rest



**BCS1931 (Mini Z-Rest)**

**BCS193 (Z- Rest)**

### EXTRA THICK SEAT PAD

- Provides extra support and comfort



**BCS1986-TS**

### COCCYX CUT OUT

- Padding around the coccyx is removed for improved pressure relief
- Comes covered over with fabric

**BCS1986-SS (Coccyx Cut Out, Covered)**

### MEMORY FOAM

- Additional layer of memory foam for pressure relief
- Moulds to the shape of the user

**BCS1986-MS (Memory Foam Seat)**

**BCS1986-MB (Memory Foam Back)**

### CASTORS

- Supplied with carpet castors as standard



**BCS0151 (Semi-Braked)**

**BCS1969-CAL (Auto-Locking)**

**BCS1969-CGL (Glides)**



# BC ONE & BC TWO

BC One and Two chairs are an entry-level ergonomic solution with a specification normally associated with much more expensive chairs. The standard features provide fantastic support to assist in the prevention of work-related injuries and the dual backrest and seat sizes ensure a great fit for most users. The chairs can be further adapted with optional extras for more bespoke solutions.

## The Benefits of BC One & Two Chairs

### THE BACKREST

Is available in two sizes with BC One offering a medium back and BC Two offering a high back. The ergonomic design creates relief and support for the back and shoulders.

### THE LUMBAR SUPPORT

Promotes the natural position of the spine and provides support for the entire back. The hand pump adjusts the amount of air in the lumbar cushion to suit user requirements.

### THE SEAT

Is available in two sizes to suit most requirements. The seat offers great comfort while the memory foam option adds even greater comfort.

### THE SEAT HEIGHT & DEPTH

Can be adjusted quickly and simply by controls accessible from the seated position.



### THE HEADREST (OPTIONAL)

Is available as a Z-Rest or Mini Z-Rest and provides extended support for a variety of user requirements.

### THE MECHANISM

Is a multi-tilt mechanism which enables the seat to be angled as required for comfort and tasking.

### STANDARD FEATURES

- Tension adjustable, lockable tilt
- Independent back tilt
- Back height adjustment
- Seat slide
- Seat height adjustment
- Inflatable lumbar support
- 19 stone weight limit
- 5 year warranty
- Soft floor castors



## TECHNICAL SPECIFICATION

	BC ONE (STD SEAT)	BC ONE (LARGE SEAT)	BC TWO (STD SEAT)	BC TWO (LARGE SEAT)
Code	BCS1979	BCS1979	BCS19792	BCS1979
Description	Med Back, Med Seat	Med Back, Large Seat	High Back, Med Seat	High Back, Large Seat
Seat Height	45-55cm	45-55cm	45-55cm	45-55cm
Seat Depth	40-45cm	46-51cm	40-45cm	46-51cm
Seat Width	47cm	52cm	47cm	52cm
Back Height	48-56cm	48-56cm	55-63cm	55-63cm
Back Width	45cm	45cm	47cm	47cm
Lumbar Height	16-24cm	16-24cm	18-26cm	18-26cm

## OPTIONAL EXTRAS For the full range of options, please scan the QR codes

### HEIGHT ADJ. ARMRESTS

- Height-adjustable



**BCS1986-HA**

### HEIGHT & RETRACTABLE ARMRESTS

- Height-adjustable with depth adjustable pads



**BCS1986-HAR**

### 3D ARMRESTS

- Height adjustable with depth and width adjustable pads



**BCS1986-H3D**

### HEADRESTS

- Height and angle adjustable
- Mini suited as a neck rest



**BCS1931 (Mini Z-Rest)**

**BCS193 (Z-Rest)**

### INFLATABLE THORACIC SUPPORT

- Inflatable air cells integrated for extra support



**BCS1986-TH**

### COCCYX CUT OUT

- Padding around the coccyx is removed for improved pressure relief
- Comes covered over with fabric

**BCS1986-SS**  
(Coccyx Cut Out, Covered)

### MEMORY FOAM

- Additional layer of memory foam for pressure relief
- Moulds to the shape of the user

**BCS1986-MS**  
(Memory Foam Seat)

**BCS1986-MB**  
(Memory Foam Back)

### CASTORS

- Supplied with carpet castors as standard



**BCS0151 (Semi-Braked)**

**BCS1969-CAL (Auto-Locking)**

**BCS1969-CGL (Glides)**

# BEST HOME WORKING CHAIR

Best Home Working Office Chair has been designed to offer a cost-effective solution to all home workers to enable them to work comfortably and effectively, safeguarded from strain and injury.

## The Benefits of Best Home Working Office Chairs

### THE BACKREST

Is available as a medium or high back. The ergonomic design creates relief and support for the back and shoulders.

### THE LUMBAR SUPPORT

Promotes the natural position of the spine and provides support for the entire back. The hand pump adjusts the amount of air in the lumbar cushion to suit user requirements.

### THE SEAT

Is available in two sizes to suit most requirements. The seat offers great comfort while the memory foam option adds even greater comfort.

### THE SEAT HEIGHT & DEPTH

Can be adjusted quickly and simply by controls accessible from the seated position.



### THE HEADREST (OPTIONAL)

Is available as a Z-Rest or Mini Z-Rest and provides extended support for a variety of user requirements.

### THE MECHANISM

Is a multi-tilt mechanism which enables the seat to be angled as required for comfort and tasking.

### STANDARD FEATURES

- Tension adjustable, lockable tilt
- Independent back tilt
- Back height adjustment
- Seat slide
- Seat height adjustment
- Inflatable lumbar support
- 17 stone weight limit
- 5 year warranty



## TECHNICAL SPECIFICATION

	BEST HWO CHAIR (STD SEAT/BK)	BEST HWO CHAIR (LRG SEAT/STD BK)	BEST HWO CHAIR (STD SEAT/LRG BK)	BEST HWO CHAIR (LRG SEAT/LRG BK)
Code	BCS1982-BEST	BCS1983-BEST	BCS1984-BEST	BCS1981-BEST
Description	Med Back, Std Seat	Med Back, Large Seat	High Back, Std Seat	High Back, Large Seat
Seat Height	45-55cm	45-55cm	45-55cm	45-55cm
Seat Depth	42-48.5cm	49-55.5cm	42-48.5cm	49-55.5cm
Seat Width	47cm	51cm	47cm	51cm
Back Height	50-60cm	50-60cm	60-70cm	60-70cm
Back Width	43cm	43cm	43cm	43cm
Lumbar Height	18-28cm	18-28cm	18-28cm	18-28cm

## OPTIONAL EXTRAS For the full range of options, please scan the QR code

### HEIGHT ADJ. ARMRESTS

- Height-adjustable



**BCS1986-HA**

### HEIGHT & RETRACTABLE ARMRESTS

- Height-adjustable with depth adjustable pads



**BCS1986-HAR**

### 3D ARMRESTS

- Height-adjustable with depth and width adjustable pads



**BCS1986-H3D**

### HEADRESTS

- Height and angle adjustable
- Available in standard or bespoke sizes



**BCS1931 (Mini Z-Rest)**

**BCS193 (Z-Rest)**

### INFLATABLE THORACIC SUPPORT

- Inflatable air cells integrated for extra support



**BCS1986-TH**

### COCCYX CUT OUT

- Padding around the coccyx is removed for improved pressure relief
- Comes covered over with fabric

**BCS1986-SS**  
(Coccyx Cut Out, Covered)

### MEMORY FOAM

- Additional layer of memory foam for pressure relief
- Moulds to the shape of the user

**BCS1986-MS**  
(Memory Foam Seat)

**BCS1986-MB**  
(Memory Foam Back)

### CASTORS

- Carpet castors fitted as standard



**BCS0151 (Semi-Braked)**

**BCS1969-CAL (Auto-Locking)**

**BCS1969-CGL (Glides)**

# MESH HOME WORKING CHAIR

Mesh Home Working Office Chair has been designed to offer a cost-effective solution to all home workers to enable them to work comfortably and effectively, safeguarded from strain and injury.

## The Benefits of Mesh Home Working Office Chairs

### THE BACKREST

Is a moulded backrest constructed from robust mesh material. This is comfortable to use and promotes airflow to help keep you fresh all day long.

### THE SEAT

Is available in two sizes to suit most requirements. The seat offers great comfort while the memory foam option adds even greater comfort.

### THE SEAT HEIGHT & DEPTH

Can be adjusted quickly and simply by controls accessible from the seated position.



### THE MECHANISM

Is a multi-tilt mechanism which enables the seat to be angled as required for comfort and tasking.

### STANDARD FEATURES

- Tension adjustable, lockable tilt
- Adjustable back tilt
- Back height adjustment
- Seat slide
- Seat height adjustment
- 23.5 stone weight limit
- 5 year warranty



## TECHNICAL SPECIFICATION

	MESH HWO CHAIR (STD SEAT)	MESH HWO CHAIR (LARGE SEAT)
Code	BCS1984-MESH	BCS1984-MESH-L
Description	Med Back, Std Seat	Med Back, Large Seat
Seat Height	46-56cm	46-56cm
Seat Depth	40-50cm	50-55cm
Seat Width	46cm	52cm
Back Height	56-64cm	56-64cm
Back Width	45cm	45cm
Lumbar Height	14-19cm	14-19cm

## OPTIONAL EXTRAS For the full range of options, please scan the QR code

### HEIGHT ADJ. ARMRESTS

- Height adjustable



**BCS1986-HA**

### HEIGHT & RETRACTABLE ARMRESTS

- Height-adjustable with depth adjustable pads



**BCS1986-HAR**

### 3D ARMRESTS

- Height-adjustable with depth and width adjustable pads



**BCS1986-H3D**

### COCCYX CUT OUT

- Padding around the coccyx is removed for improved pressure relief
- Comes covered over with fabric

**BCS1986-SS**  
(Coccyx Cut Out, Covered)

### MEMORY FOAM

- Additional layer of memory foam for pressure relief
- Moulds to the shape of the user

**BCS1986-MS**  
(Memory Foam Seat)

### CASTORS

- Carpet castors fitted as standard



**BCS0151** (Semi-Braked)  
**BCS1969-CAL** (Auto-Locking)  
**BCS1969-CGL** (Glides)

# BARIATRIC CHAIRS

These chairs are strong and robust and offer heavy-duty solutions that enable users of all shapes and sizes to continue to work with improved comfort and wellbeing.



SCAN TO SEE  
ALL BARIATRIC  
CHAIRS

## ADAPT 700

Adapt 700 chairs offer a stylish and comfortable solution for larger users whilst promoting good ergonomics. With a seating capacity of up to 40 stone, it's one of the strongest chairs around. The seat depth can be reduced to suit user requirements for ultimate comfort and support.

### STANDARD FEATURES

- Asynchronous mechanism
- Independent back and seat angle
- Height adjustable backrest
- Sculpted memory foam seat
- Inflatable lumbar support
- 40 stone weight limit
- 5 year warranty

ADAPT 700	
Code	BCS30582
Description	High Back, Large Seat
Seat Height	50-62cm
Seat Depth	57cm
Seat Width	62cm
Back Height	45-66cm
Back Width	56cm



Adapt 700



## SCORE MAXX LINE

The Score Maxx Line chairs are especially developed for heavier people, supporting users up to 40 stone and coming in 3 sizes. The Maxx Line provides ergonomic features such as height adjustable arms and independent back angle.

### STANDARD FEATURES

- Back height adjustment
- Seat height adjustment
- Back angle adjustment
- Height and width adjustable arms
- Leather pieces for extra durability
- 3 sizes available
- Non-adjustable lumbar support
- 5 year warranty

	MAXX LINE SMALL	MAXX LINE MEDIUM	MAXX LINE SMALL
Code	BCS68867	BCS68866	BCS68865
Description	Med Back, Large Seat	Med Back, Large Seat	Med Back, Large Seat
Seat Height	47-61cm	47-61cm	47-61cm
Seat Depth	53cm	53cm	53cm
Seat Width	50cm	57.5cm	65cm
Back Height	50cm	50cm	50cm
Back Width	46cm	46cm	56cm



Score Maxx Line



## BODYBILT

BodyBilt chairs offer a unique solution to the seating problems facing users of above average height and weight. These models feature a reinforced seat structure that is 22% larger than average seats, with a weight limit of up to 42 stone.

### STANDARD FEATURES

- Floating multi-tilt mechanism
- Back height adjustment
- Independent back angle adjustment, Big & Tall only
- Sliding seat, Big & Tall only
- Seat height adjustment
- Height, width and angle adjustable arms
- Inflatable lumbar support
- 35.7 stone weight limit, Big & Tall
- 42 stone weight limit, Bariatric
- 3 year warranty

	BODYBILT BIG & TALL	BODYBILT BARIATRIC
Code	BCS1411	BCS1445
Description	High Back, Large Seat	High Back, Large Seat
Seat Height	40.5-54.5cm	40.5-54.5cm
Seat Depth	53-58cm	58.5cm
Seat Width	66cm	71cm
Back Height	56-66cm	56-66cm
Back Width	54.5cm	54.5cm
Lumbar Height	16.5-26.7cm	16.5-26.7cm



Bodybilt



For the full range of options, please scan the QR codes

# OPERA 50

Opera 50 chairs are heavy-duty, with a weight limit of 35 stone. With a range of seat and back sizes, optional extras and our Custom-Fit service, we can tailor make the chairs for any user.

## THE MECHANISM

Has a knee tilt rocking action with an anti-shock feature. The pivot at the front of the seat delivers a natural, smooth rocking action ensuring the feet remain in constant contact with the floor.

## STANDARD FEATURES

- Tension adjustable seat tilt
- Independent back tilt
- Back height adjustment
- Seat slide
- Seat height adjustment
- Inflatable lumbar support
- 27" polished aluminium star base
- 7" heavy duty gas stem
- 35 stone weight limit
- 5 year warranty

## Which Opera 50?

Look at the back rest measurements first to identify the Opera 50 model required and then choose from the various seat sizes on our website for a perfect fit.

For the full range of options available please refer to pages 10 and 11. Details about our Custom-Fit service can be found on page 5.



## TECHNICAL SPECIFICATION

	OPERA 50-2	OPERA 50-5	OPERA 50-6	OPERA 50-8	OPERA 50-5-W	OPERA 50-8-W
Code	BCS1833	BCS1832	BCS1831	BCS183	BCS1836	BCS1835
Description	Small Back, Short Seat	Med Back, Med Seat	Long Back, Med Seat	High Back, Med Seat	Med Wide Back & Seat	High Wide Back, Med Wide Seat
Seat Height	48-58cm	49-59cm	49-59cm	49-59cm	49-59cm	49-59cm
Back Height	37-49cm	50-60cm	55-65cm	60-70cm	50-60cm	60-70cm
Back Width	41cm	42cm	43cm	43cm	52cm	52cm
Lumbar Height	14-26cm	18-28cm	18-28cm	18-28cm	18-28cm	18-28cm

# KAB



SCAN TO SEE  
ALL 24 HR  
CHAIRS

KAB chairs have been specifically designed for use in 24-hour environments, combining comfort and durability with ergonomics. The chairs come complete with a rock and tilt mechanism, adjustable armrests, contoured seat pads and an inflatable lumbar support. The Director chair provides good value for money and maximum reliability. The Executive retains all the functions of the Director however the seat, back and headrest include extra padding for a softer feel.

## The Benefits of KAB Chairs

### THE BACKREST

Is robust and contoured to provide optimum comfort and support for applications such as control rooms and surveillance where usage is required 24 hours. A 16° angle adjustment ensures a setup that will remain comfortable for sustained periods of sitting.

### THE INFLATABLE LUMBAR SUPPORT

Promotes the natural position of the spine and provides support for the lumbar. The hand pump adjusts the amount of air in the lumbar cushion to ensure optimum support.

### THE SEAT

Is robust and contoured to provide optimum comfort and support for applications such as control rooms and surveillance where usage is required 24 hours. Wide, flat cushions also make the seat suitable for larger users.

### THE SEAT HEIGHT

Can be easily adjusted by lever controls accessible from the seated position.

Director



Executive



### THE ARMRESTS

Provide shoulder relief and arm comfort especially when sitting for long periods of time. Because the armrests project from the backrest, space is saved and the arms can be rotated completely out of the way for access or when not needed.

### THE HEADREST

Is height and tilt adjustable offering support for shoulders, neck and head.

### THE MECHANISM

Offers a floating rock and tilt function with tension adjustment that allows you to achieve the optimum seating position and ease strain on the back. The mechanism can be locked in position or left floating.

### STANDARD FEATURES

- Backrest angle adjustment to 16°
- Air lumbar support
- Tip-up armrests
- Contoured cushions
- Floating multi-tilt mechanism
- Double wheel castors
- Robust steel frame
- Headrest height and tilt adjustable
- Extra padding
- 23.5 stone weight limit
- 2 year warranty

## TECHNICAL SPECIFICATION

	DIRECTOR	EXECUTIVE
Code	BCS3613	BCS3610
Description	Large Back, Large Seat	Large Back, Large Seat
Seat Height	46-56cm	46-56cm
Seat Depth	49cm	49cm
Seat Width	51cm	56cm
Back Height	94cm	94cm
Back Width	51cm	56cm

## OPTIONAL EXTRAS

For the full range of options, please scan the QR codes

### FABRIC CHOICE

Xtreme Fabric (Havana Black)

Xtreme Fabric (Panama, Costa, Ocean or Storm)

Black Leather

Gabriel White Line

### OPTIONAL SEAT HEIGHTS

- Standard seat height is 46-56cm



BCS362 (44-51cm)

BCS3621 (53-65cm)

# RH SECUR24

RH Secur24 Ergonomic Office Chair is the ultimate chair for use in demanding environments where the chair may well be in constant use 24 hours a day, 365 days a year. The chair is ergonomically shaped with extra thick padding for superior comfort and the broad-ranging adjustability ensures its suitability for most users.

## The Benefits of RH Secur24 Chairs

### THE BACKREST

Is robust, ergonomically shaped and constructed from extra thick padding to provide long lasting comfort and support for use in 24 hour environments.

### THE LUMBAR SUPPORT

Promotes the natural position of the spine and provides support for the entire back. The hand pump adjusts the amount of air in the lumbar cushion to meet your requirements.

### THE SEAT

Is constructed from extra thick padding to ensure optimum comfort and support for varied body types and long periods of sitting.

### THE SEAT HEIGHT

Can be adjusted quickly and simply by controls accessible from the seated position.



### THE ARMRESTS (OPTIONAL)

Are recommended to provide shoulder relief, especially for long hours spent sitting and are available in a variety of styles.

### THE HEADREST (OPTIONAL)

Is height and tilt adjustable offering support for shoulders, neck and head.

### THE MECHANISM

Is a tilting mechanism for dynamic seating which ensures constant support as the chair follows your movements while you work.

### STANDARD FEATURES

- Upholstered seat and backrest
- Extra strong construction
- Suitable for tall and heavy users
- Ergonomically shaped high backrest
- Adjustable lumbar support
- Polished aluminium base
- 36.5 stone weight limit
- 5 year warranty

## TECHNICAL SPECIFICATION

	RH SECUR24 EXCLUSIVE	RH SECUR24
Code	BCS1090	BCS109
Description	High Back, Large Seat	High Back, Large Seat
Seat Height	40-52cm	40-52cm
Seat Depth	43.5-55.5cm	43.5-55.5cm
Seat Width	41cm	41cm
Back Height	82.9cm	82.9cm
Back Width	48.1cm	48.1cm

Secur24 Exclusive



Secur24



## OPTIONAL EXTRAS For the full range of options, please scan the QR codes

### 8SC ARMRESTS

- Adjustable in height & angle



BCS1097

### 8F ARMRESTS

- Flipable & adjustable in angle



BCS10970

### 8H ARMRESTS

- Flipable, adjustable in height & angle



BCS10971

### HEADRESTS

- Standard adjustable in depth
- Exclusive adjustable in height, depth & angle



BCS1099 (Standard)

BCS10990 (Exclusive)

### COAT HANGER

- Fits to top of backrest



BCS1094

### CASTORS

- Supplied with carpet castors as standard



BCS015 (Hard Floor, Semi-Braked)

BCS016 (Auto-Locking)

# HÅG CAPISCO

SCAN TO SEE  
ALL SIT-STAND  
CHAIRS



The HÅG Capisco is perfect for users who like variation and movement in their working day. The chair can be adjusted from a low-seated position to a half-standing position making it excellent for working at differing heights, such as when using sit-stand desks. Movement and broad reaches are fluid as you can sit forwards, sideways or back to front with the chair following you naturally to your next seated position. With a chair that follows the body, the user can focus on work while the body supplies the needs of the muscles that are activated. You move your whole body without even thinking about it. Good blood circulation is fundamental to a healthy body and clarity of thought.

## The Benefits of Capisco Chairs

### THE BACKREST

Is a unique design that allows you to sit in almost any position. The shape means that appropriate support is provided whether you want to sit forwards, backwards or sideways. Due to the scooped nature you are free to move and reach in all directions, which makes Capisco an amazing solution for tasking.

### THE SEAT

Is a saddle style design that offers unique advantages for 360° tasking. The seat promotes perched style sitting which means that variation between low and high work positions are effortless. Dynamic working is balanced and supported and all this from a seat that is made from recycled car bumpers and household plastic packaging.

### THE SEAT HEIGHT & DEPTH

Can be easily adjusted by lever controls accessible from the seated position. The height range is vast, taking you from a normal seated position right up to a standing position, making it ideal for high workstations.



### THE HEADREST (OPTIONAL)

Is height adjustable offering support for shoulders, neck and head. The gap between the chair's back and the headrest allows more freedom of movement.

### THE MECHANISM

Offers a backwards and forwards tilt that has adjustable resistance that can be locked in any position to achieve the desired sitting angle.

### STANDARD FEATURES

- Balanced rocking movement
- Adjustable tilt tension on backwards tilt
- Seat depth adjustment
- Seat height adjustment
- Back height adjustment
- Tactile and colour coded adjustment levers
- 10 year warranty
- 18 stone weight limit

Capisco 8105



Capisco 8106



Capisco 8126



## TECHNICAL SPECIFICATION

	HÅG CAPISCO 8105	HÅG CAPISCO 8105	HÅG CAPISCO 8106	HÅG CAPISCO 8106	HÅG CAPISCO 8126	HÅG CAPISCO 8126
Code	BCS1681	BCS1682	BCS168	BCS1680	BCS1683	BCS1684
Description	Short Saddle Seat	Short Saddle Seat	Short Saddle Seat	Short Saddle Seat	Short Seat	Short Seat
Covering	Fabric	Vinyl	Fabric	Vinyl	Fabric	Vinyl
Seat Height	48.5-66cm	48.5-66cm	48.5-66cm	48.5-66cm	48.5-66cm	48.5-66cm
Seat Depth	37-46cm	37-46cm	37-46cm	37-46cm	37-46cm	37-46cm
Seat Width	49cm	49cm	49cm	49cm	49cm	49cm
Back Height	NA	NA	44	44	44	44
Back Width	NA	NA	58	58	58	58

## OPTIONAL EXTRAS For the full range of options, please scan the QR codes

### HEADREST

- Provides occasional head support
- Simply adjusted



BCS169 (Fabric)

BCS1691 (Vinyl)

### SEAT HEIGHTS



BCS16871 (41-55cm)

BCS1687 (57-81cm)

### HAG STEPUP

- Easily pivoted out of the way when not in use
- Works regardless of seat height



BCS1686

### FOOTRING



BCS16862

### CASTORS

- Carpet castors fitted as standard



BCS1969-CGL (Glides)

BCS0151 (Semi-Braked)

BCS1969-CAL (Auto-Locking)



# OPERA 60-H

Opera 60-H chairs are the same specification as Opera 60 chairs, but fitted with a high gas stem, footring and glides for high workstation use. With a generous range of standard features and optional seat and back rest sizes, the Opera 60-H chairs are an ideal solution for contract or low-budget requirements.

## THE MECHANISM

Has a central pivot multi-tilt mechanism which allows the seat to be angled and positioned as required for each user. The seat tilt must be locked in place, meaning there is no free-float rocking action available.

## STANDARD FEATURES

- Tension adjustable tilt - must be locked in place
- Independent back tilt
- Back height adjustment
- Seat slide
- Seat height adjustment
- Inflatable lumbar support
- High gas stem
- Footring
- Glides
- 23.5 stone weight limit
- 5 year warranty

## Which Opera 60-H?

Look at the back rest measurements first to identify the Opera 60-H model required and then choose from the various seat sizes on our website for a perfect fit.

For the full range of options available please refer to pages 10 and 11. Details about our Custom-Fit service can be found on page 5.



Opera 60-2-H



Opera 60-5-H



Opera 60-6-H



Opera 60-8-H



## TECHNICAL SPECIFICATION

	OPERA 60-2-H	OPERA 60-5-H	OPERA 60-6-H	OPERA 60-8-H
Code	BCS1853	BCS1852	BCS1851	BCS185
Description	Small Back, Short Seat	Med Back, Med Seat	Long Back, Med Seat	High Back, Med Seat
Seat Height	60-79cm	60-79cm	60-79cm	60-79cm
Back Height	37-45cm	50-58cm	55-63cm	60-68cm
Back Width	41cm	42cm	43cm	43cm
Lumbar Height	16-24cm	18-26cm	18-26cm	18-26cm

# HALO

Halo chairs are designed for use in work environments where seating is required to enhance performance as much as provide a place to sit. The chairs facilitate fluid, unrestricted movement while keeping you fully supported. This enables you to work optimally, protected from strain and fatigue.

Thanks to their relatively modest design the chairs are easy to position out of the way when not required. This makes them an extremely convenient addition to your workspace. Halo chairs are ideal for active work environments as they facilitate tasking, but they are also great for people more generally seeking the health and productivity benefits of sit-stand working.

Halo chairs are available with a choice of three mechanisms that come with either a saddle or stool style and this combination creates the range of chairs.

## The Benefits of Halo Chairs

### THE BACKREST

Is available on both the Chair and Saddle Pro models and provides comfortable support without restricting your movement. This enables you to move freely in all directions, making these chairs an excellent tasking chair choice. The backrest can also be used as a chest support and comes with an inflatable lumbar support as standard.

### THE SEAT

Is available in two variations. The 'saddle' models have a traditional contoured saddle style seat which opens your hips to the optimal 135° angle. The standard seat models have a flatter saddle shaped seat to provide a more traditional seating position whilst still opening the hips for an improved posture. Both seats promote a perched position for more active, varied seating and environments.

### THE SEAT HEIGHT

Can be adjusted quickly and simply with controls accessible from the seated position.

### THE MECHANISM

Is provided in three variations for Pro, 3D and Stool models appropriately. Pro allows adjustments to the seat height, seat angle and back angle with the angles being lockable. 3D pivots 360° around a central axis, and so tilts in the direction you need while you work. Stool mechanism provides adjustable seat height and seat angle allowing you to find the perfect posture to suit your work. The seat angle is lockable, ensuring you have a robust position to suit whatever task you perform.

### STANDARD FEATURES

(MODEL DEPENDENT)

- Saddle or stool design
- Seat height adjustment
- Adjustable seat angle
- Adjustable back angle
- Height adjustable back support
- Seat follows your movements and tilts 360°
- 18.5 stone weight limit
- Inflatable lumbar support on applicable models
- 5 year warranty





Halo Chair Pro

Halo Stool 3D

Halo Stool

Halo Saddle Pro

Halo Saddle 3D

Halo Saddle Stool

## TECHNICAL SPECIFICATION & OPTIONAL SEAT SIZES

	Halo Chair Pro	Halo Stool 3D	Halo Stool	Halo Saddle Pro	Halo Saddle 3D	Halo Saddle Stool
Code	BCS1866-PRO	BCS18660	BCS18661	BCS18662-PRO	BCS18665-3D	BCS18665
Description	Small Back, Sculpted Seat	Sculpted Seat	Sculpted Seat	Small Back, Saddle Seat	Saddle Seat	Saddle Seat
Seat Height	60-80cm	60-80cm	60-80cm	60-80cm	60-80cm	60-80cm
Seat Depth	50cm	50cm	50cm	33cm	33cm	33cm
Seat Width	43cm	43cm	43cm	40cm	40cm	40cm
Back Height	37-45cm	NA	NA	37-45cm	NA	NA
Back Width	43cm	NA	NA	43cm	NA	NA

## OPTIONAL EXTRAS For the full range of options, please scan the QR codes

### A1 ARMRESTS

- Height adjustable arms
- Height adjustment of 18-28cm above seat



BCS1912

### A2 ARMRESTS

- Height adjustable arms
- Depth adjustable pads
- Height adjustment of 18-28cm above seat



BCS1911

### A3 ARMRESTS

- Height adjustable arms
- Depth and width adjustable pads
- Height adjustment of 20-28cm above seat



BCS191

### A4 ARMRESTS

- Height-adjustable
- Depth, width and twist adjustable pads
- Soft-feel arm pads



BCS19101

### A5 ARMRESTS

- Superior armrest comfort
- Height, width and longitudinal adjustment
- Dual pivot
- 360° rotation at front, 60° inward, 30° outward at second point



BCS19102

### SWING BACK ARMS

- Armrests can be rotated out of way
- Ideal for people who need optimal access such as wheelchair users
- Height adjustment of 18-28cm above seat



BCS1916

### MEMORY FOAM SEAT

- Moulds to shape of user for greater comfort
- Available on all chairs



BCS1986-MS

### COCCYX CUT OUT

- Padding around the coccyx is removed for improved pressure relief
- Halo Stool and Chair only



BCS1986-SS (Covered)

BCS1955-O (Open)

### SEAT HEIGHTS



Tall (40.4-55.9cm)

High (50-71cm)

Super High (57.2-85.1cm)

### FOOTRING

- Available on all chairs



BCS19684

### BASE

- 5 star base as standard
- Trumpet style base available



Trumpet

### CASTORS

- Supplied with carpet castors as standard



BCS0151 (Semi-Braked)

BCS1969-CAL (Auto-Locking)

BCS1969-CGL (Glides)

# ADAPT<sup>®</sup> 200



SCAN TO SEE  
ALL PETITE  
CHAIRS

Adapt<sup>®</sup> 200 chairs are based on the Adapt<sup>®</sup> 600, but for the more petite user, including children. The chairs are all made to measure and customised to ensure complete comfort and support for users with very specific conditions.

## The Benefits of Adapt<sup>®</sup> 200 Chairs

### THE BACKREST

Is made to specific user measurements for optimum comfort and support. Adapt<sup>®</sup> 200 includes an independent backrest angle adjustment to promote the correct support at any angle.

### THE LUMBAR SUPPORT

Promotes the natural position of the spine and provides support for the lumbar. The hand pump adjusts the amount of air in the lumbar for individual needs.

### THE SEAT HEIGHT & DEPTH

Are adjustable by controls accessible from the seated position to ensure support and correct blood flow in the legs.

### THE TILT MECHANISM

Supports the pelvic region, with the tension adjusted according to body weight and height. The mechanism can be locked at any point or left free-floating. By rotating the pelvis forward, the chair promotes the natural curve of your spine.

### THE SEAT

Can be reduced in both depth and width for a completely bespoke fit. Extra features, such as memory foam and sewn edge, can be added for greater comfort and support.



### STANDARD FEATURES

- Pelvic tilt, asynchronous
- Inflatable lumbar support
- Seat slide
- Memory foam seat
- Seat height adjustment
- Independent back rest adjustment
- Back height adjustment
- 16 stone weight limit
- 5 year guarantee

### TECHNICAL SPECIFICATION

ADAPT 200	
Code	BCS30581
Description	Med Back, Small Seat
Seat Height	41-49cm
Seat Depth	33-41cm
Seat Width	27-41cm
Back Height	37-69cm
Back Width	27-41cm



## OPTIONAL EXTRAS

For the full range of options, please scan the QR code

### HEIGHT ADJ. ARMRESTS

- Height adjustable, from 15-24cm above seat



BCS307 (Standard Pair)

BCS3070 (Short Pair)

BCS30712 (Retractable Pair)

### HEIGHT & LOWER ARMREST ADAPTATION



BCS307141 (Each)

### HEAD REST, NECK ROLL, NECK CURVE & V-REST



BCS3076 (Headrest)

BCS3075 (Neckroll)

BCS30751 (Neck Curve)

BCS30753 (V-Rest)

### 4D ARMRESTS

- Height, width and depth adjustable



BCS30711 (Short Pair)

### MOBILE SUPPORT ARMRESTS



BCS30715 (Pair)

### ERGOSTEP

- Can be attached to chair to assist with access
- Acts as footstool



BCS3087 (20x20cm)

BCS3087 (30x30cm)

BCS3087 (40x40cm)



SCAN TO SEE  
ALL MOBILITY  
CHAIRS

# BCS MERCADO 9100

The BCS Mercado 9100 chairs follow the same principle as the 6100 Plus chairs on pages 36 & 37, except they are manual. They are designed by Mercado Medic and encourage freedom of movement for indoor use. A brake lever is fitted as standard to provide maximum stability when getting on and off the chair. The chairs offer a generous amount of options which makes them truly bespoke to each user. The electric seat riser enables complete independence, particularly when combined with the electric seat tilt option.

## The Benefits of BCS Mercado Chairs

### PRE-ASSESSMENT

On receipt of an order for one of our powered chairs we will come out with a demonstration model to ensure suitability and exact specification required. This is conducted free of charge.

### THE BACKREST & SEAT

The backrest narrows towards the top for freedom of arm movement. Various sizes are available and memory foam is fitted to the seat as standard.

### THE SEAT HEIGHT

Is electronically adjusted and offers 49-77cm as standard. The electric seat height provides ease of adjustment and greater independence. Also available with a lower seat height of 37-57cm.

### THE BASE

Is compact and has easy rolling castors suitable for all floor types. A brake lever is fitted as standard for stability getting in/out of the chair.

### THE ARMRESTS

Are available in 3 different sizes (30cm as standard) offering height and width adjustment. As an optional extra they can be folded out of the way for ease of transfer in and out of the chair.

### STANDARD FEATURES

- Sewn edge back
- Sewn edge seat
- Inflatable lumbar support
- Electric seat height adjustment
- Electric seat angle adjustment
- Depth adjustable backrest
- Backrest angle adjustment
- Height and width adjustable armrests (30cm)
- Brake lever
- 20.5 stone weight limit
- Guarantee 2 years

### TECHNICAL SPECIFICATION

	BCS9100
Code	BCS3811
Description	Medium Back, Medium Seat
Seat Height	49-77cm
Seat Depth	40-48cm
Seat Width	44cm
Back Height	52cm
Back Width	41cm



## OPTIONAL EXTRAS

The options are the same as on the 6100 Plus chairs on page 37. Please scan the QR code

# BCS MERCADO 6100 PLUS

BCS Mercado 6100 is an electrically powered wheelchair designed by Mercado Medic that provides maximum freedom of movement for use in an indoor environment.

The chairs offer a generous amount of options which makes them truly bespoke to each user. A bespoke seat and backrest are fitted with an inflatable lumbar support and sewn edges for optimum comfort and support. The compact base allows for a 360° turning circle, making it ideal in all indoor environments. The electric seat riser enables complete independence, particularly when combined with the electric seat tilt option.

## The Benefits of BCS Mercado Chairs

### PRE-ASSESSMENT

On receipt of an order for one of our powered chairs we will come out with a demonstration model to ensure suitability and the exact specification required. This is conducted free of charge.

### THE BACKREST

Narrows towards the top for freedom of arm movement and includes an inflatable lumbar support and sewn edge. Foam sculpting can be offered for even greater bespoke fitting. The back has height, angle and depth adjustment which effectively offers a seat slide. Available in various sizes.

### THE SEAT

Can be made to almost any size and has a sewn edge seat that offers a more comfortable sitting position. Comes with memory foam as standard and is available in various sizes.

### THE SEAT HEIGHT

Has an electric seat riser as standard offering a seat height of 49-77cm which is controlled by the hand control. Also available with a lower seat height of 37-57cm.

### THE BASE

Is extremely compact for a powered chair and allows for turning on an axis, offering unrivalled ease of manoeuvring. Importantly, the base also has an anti-tipping function.

### THE ARMRESTS

Are available in 3 different sizes (30cm as standard) offering height and width adjustment. They can be folded out of the way for ease of transfer in and out of the chair.

### THE CONTROLS

Can be fitted in either the right or left hand side for user requirements.



## STANDARD FEATURES

- Electric seat riser
- Electric seat angle/tilt
- Sewn edge back
- Sewn edge seat
- Inflatable lumbar support
- Depth adjustable backrest
- Backrest angle adjustment
- Foldaway armrests for easy transfer (30cm)
- Height and width adjustable armrests
- Foldaway, detachable footplate
- Battery and charger
- Right hand control
- Guarantee 2 years

## TECHNICAL SPECIFICATION

BCS MERCADO 6100 PLUS	
Code	BCS3815
Description	Medium Back, Medium Seat
Seat Height	49-77cm
Seat Depth	44-53cm
Seat Width	44cm
Back Width	52cm
Back Depth	41cm



## OPTIONAL EXTRAS For the full range of options, please scan the QR code

### SEAT ANGLE

- Electric fitted as standard



BCS383-6 (Gas)  
BCS383-5 (Crank)

### BACK ANGLE



BCS3832-H (Electric)  
BCS38301 (Gas)

### MEMORY FOAM

- Standard on seat
- Available on backrest



BCS195

### ARM REST SIZE

- 30cm arm rest length as standard



BCS3876 (25cm)  
BCS3876 (35cm)

### NECK SUPPORTS



BCS193 (Z-Rest)  
BCS1931 (Mini Z-Rest)

### SIDE SUPPORTS



BCS38663-5 (28 x 8cm)  
BCS38663-M (24 x 14cm)  
BCS38663-L (30 x 16cm)

### HIP BELTS

- Height adjustable



BCS38668-S (Small 51-71cm)  
BCS38668 (Medium 63-83cm)  
BCS38669 (Large 83-103cm)

### SPLIT SEAT

- Allows independent leg positioning



BCS1939

# WHY CHOOSE A STANDING DESK?



SCAN TO SEE  
ALL STANDING  
DESKS

Standing desks are designed to improve posture, health, wellbeing and productivity by encouraging increased movement at work. Varied posture promotes greater movement, blood flow and general wellbeing.

With a traditional non-adjustable desk, the user typically sits in one position for long periods of time which can lead to fatigue and pressure problems. Sitting flattens the natural lumbar curve of the spine, causing uneven pressure on the inter-vertebral discs.

With a standing desk there is significant reduction in the severity of muscular discomfort and spinal shrinking when compared with sitting. These desks help avoid 'static loading' (muscles working continuously to hold the body in position) which alleviates stress on the muscles to prevent injuries occurring.

## INCREASED PRODUCTIVITY

Alternating your working position increases blood flow and oxygen around your body, which in turn raises alertness and concentration. It also enables work to continue while in a standing position when sitting becomes uncomfortable.

## REDUCTION IN ABSENTEEISM

Standing desks can play their part in reducing absentee statistics by encouraging regular posture changes and reducing pressure on the back. For people with existing back problems, the ability to spend part of the working day stood up can offer great relief and help the recovery process.

## INCREASED COMFORT

The increased movement that standing desks encourage can help reduce musculoskeletal discomfort by stretching the muscles and promoting blood flow. Conditions such as coccyx pain, deep vein thrombosis and general spinal and muscular injuries can be vastly improved.

## IDEAL FOR HOT-DESKING

We all come in different shapes and sizes and this makes hot-desking and using shared equipment difficult. Users need to be able to work at differing heights and traditional office desks prevent this. With standing desks, users can set their desired desk height, ensuring comfort for all.



## There is a sit-stand desk to suit everyone and every environment

### FREEDOM STANDING DESKS

The lack of a crossbeam provides increased space under the desk.



### HEAVY DUTY

Conset 501-11 have a 150kg weight capacity and 501-23 desks have a 200kg weight capacity.



### DESK CONVERTERS

Enable you to conveniently transform your existing desk or worksurface into a standing desk.



### SINGLE COLUMN SPACE-SAVING

A great space-saving and hot-desk option.



### WALL-MOUNTED

Keeps floor space clear for even greater space saving.







CONSET 501-19 ELECTRIC STANDING DESK

# FREEDOM


Freedom Electric Standing Desk is a premium, electrically adjustable desk that comes at a price point normally associated with more entry-level examples.

The absence of a crossbeam provides spacious leg room, improves pedestal storage and allows for wheelchair access, whilst offering a 70kg weight capacity. The height range of 70-120cm makes it ideal for most users.



## WOOD FINISHES

The following wood finishes are available for this desktop.



## FRAME FINISHES

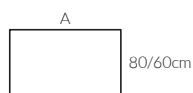


## FRAME SPECIFICATION

**Height Range:** 70-120cm

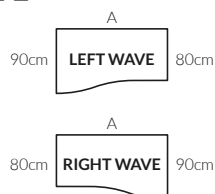
**Height Adjustment Speed:** 25mm/sec

## RECTANGULAR



- A = 160cm
- A = 140cm
- A = 120cm
- A = 100cm

## WAVE



- A = 160cm
- A = 140cm
- A = 120cm

## UNIVERSAL



- A = 160cm
- A = 140cm
- A = 120cm
- A = 100cm

## FRAME ONLY

Fit tops 100-160cm in size.

When ordering, please advise of the desk top size you are using.

**Bespoke Desks** - We specialise in tailor-made solutions so if you do not see the desk you require please call and we will work out a price for the size and shape you require.

## Optional Extras For the full range of options, please scan the QR code

### WHEELS

- Designed for occasional movement of the unloaded desk within the same room and across smooth firm surfaces only



**BCS58872**

### CABLE TRAY

- 3 sizes available
- Fits to underside of desk



- BCS74197** (80-110cm)
- BCS74198** (115-140cm)
- BCS74199** (150-180cm)

### CPU HOLDER

- Slides out 26.5cm and rotates 360°
- Holds CPU securely 5-27.5cm wide and 38-58cm high



- BCS6453** (Fixed)
- BCS6454** (Pull Out/Rotate)

### PHLOR ANTI-FATIGUE MAT

- Ergonomic design prevents fatigue and soreness
- Easy to clean



**BCS70391**

# FREEDOM PLUS


Freedom Plus Electric Standing Desk is a premium, upgraded version of our highly popular Freedom range of standing desks. Freedom Plus offers stylish aesthetics and fantastic ergonomic features including greater weight capacity, more height adjustability and an intuitive, programmable control unit as standard.

The construction is robust and the triple, square column legs provide smooth action and a steady 100kg lifting capacity and the dual-motor system that allows for faster and more stable adjustments.



## WOOD FINISHES

The following wood finishes are available for this desktop.



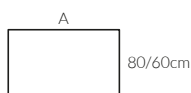
## FRAME FINISHES



## FRAME SPECIFICATION

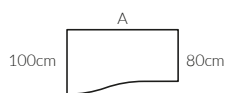
**Height Range:** 60-125cm  
**Height Adjustment Speed:** 25mm/sec

## RECTANGULAR



- A = 200cm
- A = 180cm
- A = 160cm
- A = 140cm
- A = 120cm

## WAVE



- A = 200cm
- A = 180cm
- A = 160cm
- A = 140cm
- A = 120cm

## UNIVERSAL



- A = 200cm
- A = 180cm
- A = 160cm
- A = 140cm
- A = 120cm

## FRAME ONLY

Fit tops 120 - 200cm in size.

When ordering, please advise of the desk top size you are using.

**Bespoke Desks** - We specialise in tailor-made solutions so if you do not see the desk you require please call and we will work out a price for the size and shape you require.

## Optional Extras For the full range of options, please scan the QR code

### WHEELS

- Designed for occasional movement of the unloaded desk within the same room and across smooth firm surfaces only



**BCS58872**

### CABLE TRAY

- 3 sizes available
- Fits to underside of desk



- BCS74197** (80-110cm)
- BCS74198** (115-140cm)
- BCS74199** (150-180cm)

### CPU HOLDER

- Slides out 26.5cm and rotates 360°
- Holds CPU securely 5-27.5cm wide and 38-58cm high



- BCS6453** (Fixed)
- BCS6454** (Pull Out/Rotate)

### PHLOR ANTI-FATIGUE MAT

- Ergonomic design prevents fatigue and soreness
- Easy to clean



**BCS70391**


# CONSET 501-25

The Conset 501-25 is a functional desk that offers great value for money. The frame is robust and has a lifting capacity of 120kg and height range of 68-118cm, making it suitable for a wide range of workstation sizes.

The frame has a safety mechanism where 2 buttons must be pressed simultaneously to adjust height, thus preventing accidental movement.

## WOOD FINISHES

The following wood finishes are available for this desktop.



## FRAME FINISHES



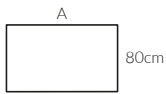
Silver

## FRAME SPECIFICATION

**Height Range: 68-118cm**  
**Height Adjustment Speed: 28mm/sec**

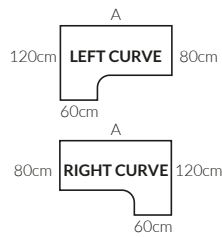


## RECTANGULAR



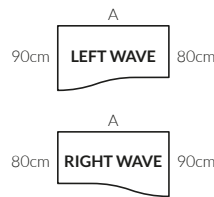
- A = 200cm
- A = 180cm
- A = 160cm
- A = 140cm
- A = 120cm
- A = 100cm

## RADIAL



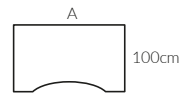
- A = 200cm
- A = 180cm
- A = 160cm
- A = 140cm

## WAVE



- A = 200cm
- A = 180cm
- A = 160cm
- A = 140cm
- A = 120cm

## UNIVERSAL



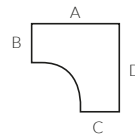
- A = 200cm
- A = 180cm
- A = 160cm
- A = 140cm
- A = 120cm
- A = 100cm

## FRAME ONLY

If you'd like to use your own desk, we can supply and fit the frame for you.

- Twin Leg  
Tops 100-200cm
- 3 Leg  
Tops 160-200cm

## CORNER



- A&D = 200cm B&C = 80cm
- A&D = 180cm B&C = 80cm
- A&D = 160cm B&C = 80cm

**Bespoke Desks** - We specialise in tailor-made solutions so if you do not see the desk you require please call and we will work out a price for the size and shape you require.

## Optional Extras For the full range of options, please scan the QR code

### WHEELS

- Designed for occasional movement of the unloaded desk within the same room and across smooth firm surfaces only



**BCS58871**

### CABLE TRAY

- 3 sizes available
- Fits to underside of desk



- BCS74197** (80-110cm)
- BCS74198** (115-140cm)
- BCS74199** (150-180cm)

### BATTERY PACK

- Charger included
- Two to four weeks use from two hour charge
- Environmentally friendly battery



- BCS5896** (Battery Pack)
- BCS58961** (Additional Battery)

### PHLOR ANTI-FATIGUE MAT

- Ergonomic design prevents fatigue and soreness
- Easy to clean



**BCS70391**


# CONSET 501-37

The Conset 501-37 is a versatile desk thanks to its vast height range of 57-122cm. This allows individuals of all heights to share the same desk, in a seated or standing position.


The desk has an attractive open appearance with a hidden cross-beam that doubles as a cable tray. The construction is robust and the triple column legs provide ultra-smooth action and a 100kg lifting capacity.

## WOOD FINISHES

The following wood finishes are available for this desktop.



## FRAME FINISHES

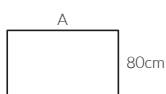


## FRAME SPECIFICATION

Height Range: 57-122cm  
Height Adjustment Speed: 28mm/sec

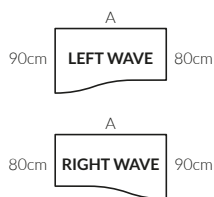


## RECTANGULAR



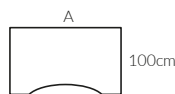
- A = 200cm
- A = 180cm
- A = 160cm
- A = 140cm
- A = 120cm
- A = 100cm
- A = 80cm

## WAVE



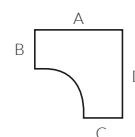
- A = 200cm
- A = 180cm
- A = 160cm
- A = 140cm
- A = 120cm

## UNIVERSAL



- A = 200cm
- A = 180cm
- A = 160cm
- A = 140cm
- A = 120cm
- A = 100cm

## CORNER



- A&D = 200cm B&C = 80cm
- A&D = 180cm B&C = 80cm
- A&D = 160cm B&C = 80cm

## FRAME ONLY

If you'd like to use your own desk, we can supply and fit the frame for you.

- Twin Leg  
Tops 80-200cm
- 3 Leg  
Tops 160-200cm

**Bespoke Desks** - We specialise in tailor-made solutions so if you do not see the desk you require please call and we will work out a price for the size and shape you require.

## Optional Extras For the full range of options, please scan the QR code

### WHEELS

- Designed for occasional movement of the unloaded desk within the same room and across smooth firm surfaces only



BCS58871

### CABLE TRAY

- 3 sizes available
- Fits to underside of desk



- BCS74197 (80-110cm)
- BCS74198 (115-140cm)
- BCS74199 (150-180cm)

### PROGRAMMABLE HANDSET

- Memory to set 3 height settings each for up to 3 individual users



BCS5893

### PHLOR ANTI-FATIGUE MAT

- Ergonomic design prevents fatigue and soreness
- Easy to clean



BCS70391


# CONSET 501-11

The Conset 501-11 is a heavy-duty desk with a weight limit of 150kg, making it ideal for both office and industrial use. Motors are used that offer low noise levels and exceptional reliability.

These desks include an on/off switch to prevent accidental adjustment and a simple push-button for easy height adjustment.

## WOOD FINISHES

The following wood finishes are available for this desktop.



Maple


Oak

Beech

White

Black

## FRAME FINISHES



Silver

Black

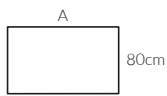
## FRAME SPECIFICATION

**Height Range:** 63-122cm

**Height Adjustment Speed:** 28mm/sec



## RECTANGULAR



A = 200cm

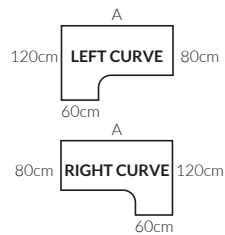
A = 180cm

A = 160cm

A = 140cm

A = 120cm

## RADIAL



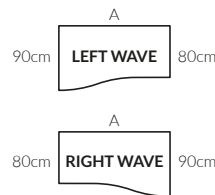
A = 200cm

A = 180cm

A = 160cm

A = 140cm

## WAVE



A = 200cm

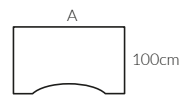
A = 180cm

A = 160cm

A = 140cm

A = 120cm

## UNIVERSAL



A = 200cm

A = 180cm

A = 160cm

A = 140cm

A = 120cm

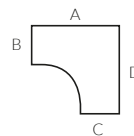
## FRAME ONLY

If you'd like to use your own desk, we can supply and fit the frame for you.

Twin Leg  
Tops 120-200cm

3 Leg  
Tops 160-200cm

## CORNER DESK



A&D = 200cm B&C = 80cm

A&D = 180cm B&C = 80cm

A&D = 160cm B&C = 80cm

A&D = 120cm B&C = 60cm

**Bespoke Desks** - We specialise in tailor-made solutions so if you do not see the desk you require please call and we will work out a price for the size and shape you require.

## Optional Extras

For the full range of options, please scan the QR code

### WHEELS

- Designed for occasional movement of the unloaded desk within the same room and across smooth firm surfaces only



BCS58871

### CABLE TRAY

- 3 sizes available
- Fits to underside of desk



BCS74197 (80-110cm)

BCS74198 (115-140cm)

BCS74199 (150-180cm)

### CPU HOLDER

- Slides out 26.5cm and rotates 360°
- Holds CPU securely 5-27.5cm wide and 38-58cm high



BCS6453 (Fixed)

BCS6454 (Pull Out/Rotate)

### PHLOR ANTI-FATIGUE MAT

- Ergonomic design prevents fatigue and soreness
- Easy to clean



BCS70391

# CONSET 501-9

Conset 501-9 Electric Standing Desk is an electrically operated standing desk that is designed around a single column for wall mounting or discreet freestanding floor applications.

It is a small neutral desk that allows you to maximise your available floorspace and suits almost every environment, especially where space is limited. There is an option to add on a wheel set to make the desk mobile. The construction is robust and the central column provides smooth action with a 30kg lifting capacity.



## WOOD FINISHES

The following wood finishes are available for this desktop.



## FRAME FINISHES

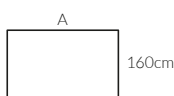


White

## FRAME SPECIFICATION

**Height Range:** 72-120cm  
**Height Adjustment Speed:** 28mm/sec

## RECTANGULAR



- A = 100cm
- A = 80cm

## FRAME ONLY

Fit tops 80 - 100cm in size.

When ordering, please advise of the desk top size you are using.

**Bespoke Desks** - We specialise in tailor-made solutions so if you do not see the desk you require please call and we will work out a price for the size and shape you require.

## Optional Extras

For the full range of options, please scan the QR code

### WHEELS

- Designed for occasional movement of the unloaded desk within the same room and across smooth firm surfaces only - floor version only



**BCS58871**

### CABLE TRAY

- 3 sizes available
- Fits to underside of desk



- BCS74197** (80-110cm)
- BCS74198** (115-140cm)
- BCS74199** (150-180cm)

### BATTERY PACK

- Charger included
- Two to four weeks use from two hour charge
- Environmentally friendly battery



- BCS5896** (Battery Pack)
- BCS58961** (Additional Battery)

### PHLOR ANTI-FATIGUE MAT

- Ergonomic design prevents fatigue and soreness
- Easy to clean



**BCS70391**

# CONSET 501-19

The 501-19 combines design and functionality. The frame has a lifting capacity of 80kg and leaves plenty of space for the feet with an integrated decorative base that features an anti-skid pad.

The desk is available in a choice of three frames and is perfect when designing an office for larger groups, like call centres and educational environments.


## WOOD FINISHES

The following wood finishes are available for this desktop.



Maple Oak Beech White Black

## FRAME FINISHES



Silver Black

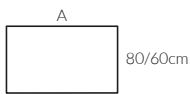
## FRAME SPECIFICATION

**Height Range:** 66-118cm

**Height Adjustment Speed:** 28mm/sec



## RECTANGULAR



A = 140cm

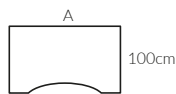
A = 120cm

A = 100cm

A = 80cm

A = 60cm

## UNIVERSAL

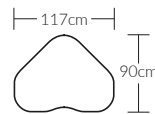


A = 140cm

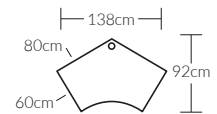
A = 120cm

A = 100cm

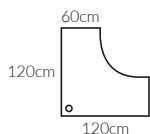
## CURVY CORNER



## 120 DEGREE



## CORNER



## FRAMES ONLY



## WALL MOUNTED



- Smallest size top 90x60cm

**Bespoke Desks** - We specialise in tailor-made solutions so if you do not see the desk you require please call and we will work out a price for the size and shape you require.

**Optional Extras** For the full range of options, please scan the QR code

## WHEELS

- Designed for occasional movement of the unloaded desk within the same room and across smooth firm surfaces only



BCS58871

## CABLE TRAY

- 3 sizes available
- Fits to underside of desk



BCS74197 (80-110cm)

BCS74198 (115-140cm)

BCS74199 (150-180cm)

## BATTERY PACK

- Charger included
- Two to four weeks use from two hour charge
- Environmentally friendly battery



BCS5896 (Battery Pack)

BCS58961 (Additional Battery)

## PHLOR ANTI-FATIGUE MAT

- Ergonomic design prevents fatigue and soreness
- Easy to clean



BCS70391



# CONSET 501-88


The Conset 501-88 is a modern open design that offers exceptional value for money with its back to back layout. Each frame creates a dual workstation that can accommodate two desktops from 80x100cm to 80x200cm and a weight capacity of 100kg.

The frame has mounting points for divider screens which allows for a privacy screen to be installed in-between the two users and is supplied as standard with an 'up and down' handset.



## WOOD FINISHES

The following wood finishes are available for this desktop.



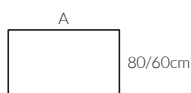
## FRAME FINISHES



## FRAME SPECIFICATION

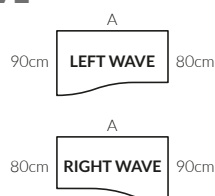
**Height Range:** 65-125cm  
**Height Adjustment Speed:** 32mm/sec

## RECTANGULAR



- A = 100cm
- A = 120cm
- A = 140cm
- A = 160cm
- A = 180cm
- A = 200cm

## WAVE



- A = 120cm
- A = 140cm
- A = 160cm
- A = 180cm
- A = 200cm

## UNIVERSAL



- A = 100cm
- A = 120cm
- A = 140cm
- A = 160cm
- A = 180cm
- A = 200cm

## FRAME ONLY

If you would like to use your own desk, we can supply and fit the frame for you.

Please advise us of the desktop size you are using and we will specify the correct frame.

**Bespoke Desks** - We specialise in tailor-made solutions so if you do not see the desk you require please call and we will work out a price for the size and shape you require.

## Optional Extras For the full range of options, please scan the QR code

### PROGRAMMABLE HANDSET

- Memory to set 3 height settings each for up to 3 individual users



BCS5893

### CABLE TRAY

- 3 sizes available
- Fits to underside of desk



- BCS74197 (80-110cm)
- BCS74198 (115-140cm)
- BCS74199 (150-180cm)

### BATTERY PACK

- Charger included
- Two to four weeks use from two hour charge
- Environmentally friendly battery



- BCS5896 (Battery Pack)
- BCS58961 (Additional Battery)

### PHLOR ANTI-FATIGUE MAT

- Ergonomic design prevents fatigue and soreness
- Easy to clean



BCS70391

# FREEDOM GAS LIFT


Freedom Gas Lift Standing Desk is the latest addition to our popular Freedom desk range.

With its gas assisted lift mechanism, the desk requires very little effort to use which is great for everyone, but especially those who may need assistance due to a health condition. The manual operation makes positioning this desk incredibly flexible as it does not require a nearby power source.



## WOOD FINISHES

The following wood finishes are available for this desktop.



Maple

Oak

Beech

White

Black

## FRAME FINISHES



Black

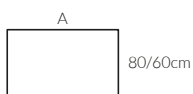
## FRAME SPECIFICATION

**Height Range:** 74-115cm

**Lifting Capacity:** 15kg



## RECTANGULAR



**A = 140cm**

**A = 120cm**

**Bespoke Desks** - We specialise in tailor-made solutions so if you do not see the desk you require please call and we will work out a price for the size and shape you require.

## Optional Extras

For the full range of options, please scan the QR code

### SWING PEN TRAY

- Pen tray mounted under desk top
- Swings away under desk when not required



**BCS5897**

### CABLE TRAY

- 3 sizes available
- Fits to underside of desk



**BCS74197 (80-110cm)**

**BCS74198 (115-140cm)**

**BCS74199 (150-180cm)**

### CPU HOLDER

- Slides out 26.5cm and rotates 360°
- Holds CPU securely 5-27.5cm wide and 38-58cm high



**BCS6453 (Fixed)**

**BCS6454 (Pull Out/Rotate)**

### PHLOR ANTI-FATIGUE MAT

- Ergonomic design prevents fatigue and soreness
- Easy to clean



**BCS70391**

# FOLDING DESKS

A fold away desk provides a great solution for when you cannot afford the space for a permanent office desk, such as when working from home. With this style of desk, you simply erect it for the time you need it and then fold it away again once not required.



BCS79360	(80 w x 45d x 74cm h)
BCS793601	(100 w x 50d x 74cm h)
BCS79361	(120 w x 60d x 74cm h)




# MOD-V

Mod-V desks are some of the most flexible and adaptable fixed desks on the market. Designed with function in mind, the frame provides a generous amount of workstation configuration. A choice of desk tops allows the user to customise their desk.

The desks have a height range of 62-82cm with the height chosen and set when constructing. Further desk height adjustment is achieved by removing the leg locking screws and adjusting to the desired height. The surface needs to be clear while performing this process.

## WOOD FINISHES

The following wood finishes are available for this desktop.

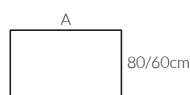


## FRAME SPECIFICATION

Height Range: 62-82cm
Lifting Capacity: 120kg

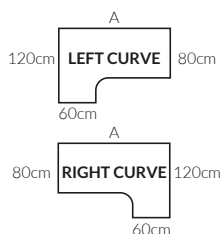


### RECTANGULAR



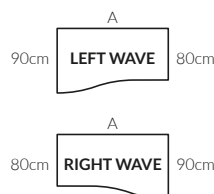
A = 200cm
A = 180cm
A = 160cm
A = 140cm
A = 120cm
A = 100cm
A = 80cm

### RADIAL



A = 200cm
A = 180cm
A = 160cm
A = 140cm

### WAVE



A = 200cm
A = 180cm
A = 160cm
A = 140cm
A = 120cm

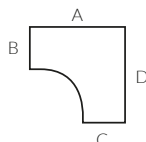
### UNIVERSAL



A = 200cm
A = 180cm
A = 160cm
A = 140cm
A = 120cm
A = 100cm

### CORNER DESK

A&D = 200cm B&C = 80/60cm
A&D = 180cm B&C = 80/60cm
A&D = 160cm B&C = 80/60cm
A&D = 140cm B&C = 80/60cm
A&D = 120cm B&C = 80/60cm



### FRAME ONLY

Twin Leg & 3 Leg available.  
Fit tops 80 - 200cm in size.

# STANDING DESK CONVERTERS



SCAN TO SEE ALL  
STANDING DESK  
CONVERTERS

Standing Desk Converters conveniently transform your standard desk or worksurface into a standing desk. They are a very cost-effective and can be positioned very easily on most surfaces, ensuring that most people can gain the health and wellbeing benefits of sit stand working.

Standing Desk Converters typically work straight out of the box with no set-up required which means anyone can incorporate one into their workstation with no redesign necessary and minimal downtime.

## FRELIFT STANDING DESK CONVERTER

- Desk converter quickly converts desk into a standing desk
- 15kg weight limit
- Works with existing desk with no fitting required
- Monitors can be positioned directly on the worksurface
- Optional monitor arms available
- Spring-assisted lift mechanism
- No cranks or motors to engage
- Integrated keyboard shelf positioned ergonomically



BCS9958

## FRELIFT ELECTRIC STANDING DESK CONVERTER

- Desk converter quickly converts desk into a standing desk
- 25kg weight limit
- Works with existing desk with no fitting required
- Monitors can be positioned directly on the worksurface
- Optional monitor arms available
- Electric lift mechanism
- Integrated keyboard shelf positioned ergonomically
- Continuously adjustable height settings from 12.5-50.5cm



BCS9958-E

## DESKLIFT LAPTOP STANDING DESK CONVERTER

- Quickly converts any work surface into a standing desk
- Very low profile
- Durable scratch-resistant top
- Delivered fully assembled
- Works with existing desk with no fitting required
- Quick release hand clutch allows one-handed fast adjustment
- Spring-assisted lift mechanism with 6 height settings
- Non-slip rubber feet provide stability and prevent scratches



BCS99525

# DESK ACCESSORIES



SCAN TO SEE ALL DESK ACCESSORIES

## DESK RISERS

- Provides effective way of raising desks
- Each riser 2.6cm high
- Stackable to a max of 3



BCS742 (Set Of 4)

## VIEWGO COMPUTER HOLDER


- Mobile computer cart with 4 castors (2 lockable) for movement and stability
- Accommodates computer widths of 16-24.7cm
- Computer can be inclined from 0-30° in two steps



BCS6451

## CABLE TRAY

- Fits to underside of desk
- 3 sizes available



BCS74197 (80-110cm)

BCS74198 (115-140cm)

BCS74199 (150-180cm)

## VIEWMATE COMPUTER HOLDER

- Holds CPU securely in one position
- Pull out model slides out 26.5cm and rotates 360 degrees
- Holds CPU 5-27.5cm wide and 38-58cm high
- Comes with all fixings
- Finished in silver



BCS6453 (Fixed)

BCS6454 (Pull Out/Rotate)

## PHLOR ANTI-FATIGUE MAT

Phlor Anti-Fatigue Mat is the perfect partner for working at standing desks or when your routines require a lot of standing, especially on hard floors. The cushioning effect of the mat has two benefits. Firstly, the strain associated with standing is minimised so you can stand for longer without causing damage or discomfort. Secondly, because the mat keeps you moving and adjusting your position, which helps circulation, reduces fatigue and ultimately boosts concentration.



- Reduces spinal compression and improves circulation
- Ideal for where hard floors and long periods of standing cause fatigue
- Bevelled edges to minimise trip hazard
- 100% rubber
- Bubble textured surface



BCS70391

## CHAIR MAT

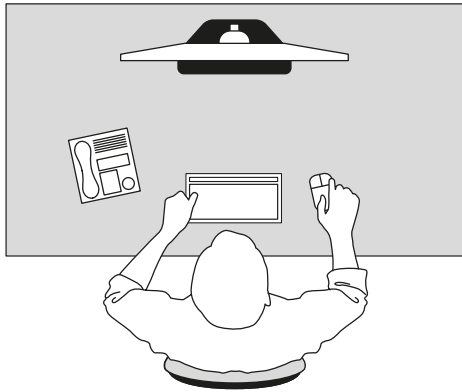
Office Chair Mat is a floor protector mat that protects your carpet and hard floor from the scratches and wheel marks that your office chair castors would otherwise create. As more people are working from home an office chair mat is increasingly more important to safeguard your floors from the constant traffic of your office chair.



- Made from hard-wearing transparent PVC
- Protects your floor and helps you manoeuvre
- Carpeted and hard floor options
- Non-slip surface
- Rectangular, lipped or rounded shape available



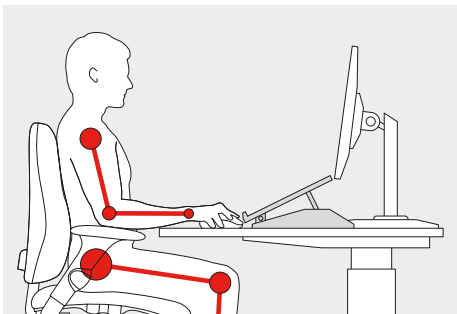
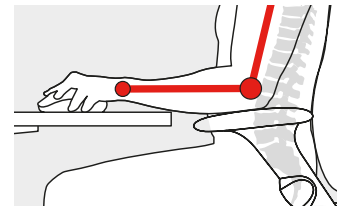
# HOW TO CHOOSE WORKSTATION ACCESSORIES



## DESK LAYOUT

When seated you should ensure that all the equipment you commonly use is placed within easy reach. Over stretching for items will cause strain, especially on the neck and lower back. If space is a premium, consider placing equipment on stands or arms. Telephones should be positioned close to the hand you answer the phone with. Consider the use of a headset if you spend a lot of time on the phone.

Ensure the keyboard is close to your body, but leave a gap between the edge of the desk and the keyboard. Place the mouse close to the side of the keyboard. Placing the mouse and keyboard too far away from your body will promote poor posture.



## CHOOSING & POSITIONING YOUR COPYHOLDER

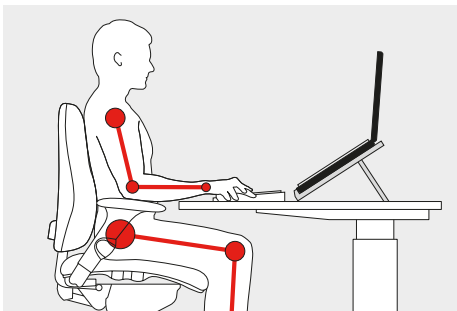
Copyholders reduce strain on the neck by promoting an upright viewing angle when referencing paperwork.

Touch typists should position the copyholder next to and at the same height as the monitor screen. Consider using the 3M Flat Screen side mounting copyholder which attaches to the screen.

For non-touch typists, a copyholder positioned between the keyboard and monitor (as pictured) is ideal, such as the Flex Desk. Many inline copyholders now combine a writing slope for a 2-in-1 solution.

## USING A LAPTOP

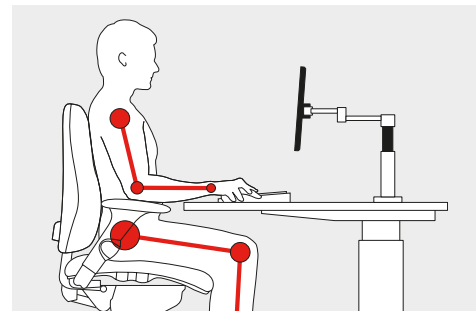
Using a laptop flat on your desk will encourage poor posture. Instead, use a laptop stand to raise the screen height to the correct viewing position to help reduce strain. Use a separate keyboard and mouse to enable the correct viewing distance from your screen (see position of monitor).



A laptop stand with an integrated copyholder such as the U-Top Pro offers comfort when referencing and is lightweight for portable use.

## USING A TABLET

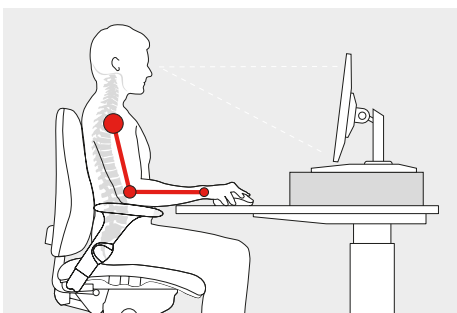
The size of a tablet causes many postural problems due to the close hand-held proximity required with their use. Instead of holding the tablet which creates a hunched posture and causes strain on the eyes, consider the use of a tablet arm for an upright and comfortable viewing position.



Tablet keyboards help to further avoid hand-held use and improve comfort when typing.

## POSITIONING YOUR MONITOR

Position the monitor so the top of the visible screen is at eye level and arm's length away. Users who aren't touch typists, and need to view the keyboard as they type, may want to lower the screen slightly to avoid head dipping.




Monitor arms provide fantastic adjustability for positioning the screen exactly where required. Monitor risers stack to the required height and provide an economical option.

## USING YOUR MOUSE & KEYBOARD

Ensure your keyboard is close to your body but leave a gap between the edge of the desk and the keyboard. Place your mouse close to the side of the keyboard to avoid over stretching.

If you do not use the number pad on your keyboard, consider a compact keyboard which will allow you to bring your mouse in closer to you, reducing muscle tension. If you use the number pad, consider a separate number pad and position this on the opposite side to your mouse.





# DOCUMENT HOLDERS



SCAN TO SEE  
ALL DOCUMENT  
HOLDERS

## FLEX DESK 630N

- Multifunctional, acting as both document holder and writing slope
- Locks in two positions. Push away for document holder and pull towards for writing slope
- Improves comfort and efficiency and saves space
- Reduces the risk of eye, neck and back injuries
- Lifelong guarantee



BCS6824

## U SLOPE PRO

- Multifunctional design allows document holder to transform into adjustable A3 reading and writing slope
- Thirteen angle adjustments from 8-55°
- Quick and easy to adjust
- Padded document ledge
- Bookholder option allows referencing from folders or books
- Optional line guide available

## FLEX DESK 640

- Multifunctional document holder and writing slope
- Accommodates documents up to A3 size
- Three angle settings
- Accommodates documents up to A3 size
- Elegant 5mm satin work surface with easy gliding rails
- Storage tray for pens under the sliding document surface
- Soft wrist support adds comfort
- Excellent stability with large anti-slip feet
- Lifelong guarantee



BCS6112 (Standard)

BCS61121 (Line Guide)

BCS6114 (Bookholder)



BCS68241



## Q-DOC 415 SATIN DOCUMENT HOLDER

Q-Doc 415 Satin Document Holder creates an ergonomic in-line workstation setup when positioned in-between your screen and keyboard. This ensures that no undue neck and head movements are made when you are referencing paperwork which protects you from injury and strain. The matte finish of the unit ensures there is no light glare which is easier on your eyes and avoids awkward viewing postures

- In-line document holder
- Robust acrylic construction
- Matt finish easy on the eyes
- 7 viewing angles from 12°-46°
- 12-24cm height adjustability at the back
- Lifelong guarantee



BCS68233



## PORTABLE DESK

Portable Desk is a multi-height, multi-angle desk that has a variety of uses including a document holder, writing slope, laptop stand and tablet stand. The design features two legs and two feet that are independently adjustable so the unit can angle to the desired working position in numerous locations.

- Height-adjustable folding laptop table
- Multiple uses, laptop tray, standing desk etc
- Intelligent design, allowing for multiple positions and angles
- 360° rotation adjustments
- Rear stoppers prevent your device slipping off the back edge
- Attachable mouse tray section easily fixes to the side
- Light and strong aluminium construction
- Integrated non-slip feet
- Large integrated silent cooling fan
- Collapsible frame, great for portability and easy storage



BCS7446



# LAPTOP STANDS



SCAN TO SEE  
ALL LAPTOP  
STANDS

## FOLDINE X LAPTOP STAND

FoldineX Laptop Stand is the perfect solution for your agile and home working requirements, with its slim and lightweight design being ideal for transport. It can be used as both a laptop stand and tablet stand, with six height settings to ensure the correct, upright viewing posture for all users. The stand features non-slip silicone pads which add stability in use.

- FoldineX offers superior support for your laptop
- Non-slip silicone pads add stability and avoids surface scratches
- Open X-style design allows air to circulate and heat to dissipate keeping laptop cool
- 6 screen heights selectable
- Lightweight & portable weighing only 236 grams
- Aluminium alloy material offers sleek aesthetics



BCS68228

## U-TOP PRO

U Top Pro Laptop Stand allows you to quickly raise the height of your laptop so the screen is positioned at the right height for your needs. This significantly improves your posture, ensuring you can work carefully, comfortably and efficiently. The unit is among the lightest and thinnest designs currently available, with a thickness of 5mm and weighing only 250g.

- Positions screen at ergonomic height
- Built-in document holder
- 6 height settings from 32°-48°
- Folds flat to 5mm
- 4 cable slots
- Non-slip rubber feet
- 250g weight



BCS6122

## BELKIN LAPTOP CUSHDESK

Belkin Laptop Cushdesk is a uniquely designed laptop stand to keep your legs protected from heat when using your device away from a desk surface. The gentle slope reduces neck strain and the anti-slide strip keeps your laptop secure.

- Ideal for taking notes and laptop use while on the move
- Protects the legs from a hot laptop
- Gentle slope reduces neck strain
- Anti-slide strip keeps laptops secure



BCS66682

## VIEWMATE LAPTOP HOLDER

Viewmate Laptop Holder is attached to an arm and provides solid support to most laptops, allowing you to position your laptop ergonomically and in line with your main computer display. This allows you to work more efficiently and free from fatigue and strain.

- Sturdy holder which supports virtually every laptop
- Weight capacity max. 12 kg
- Width adjustable from 300-365 mm
- Depth of 285 mm
- Fitted with a cable management clip
- Fitted with a non-slip surface



BCS6449

# LAPTOP KITS



SCAN TO SEE  
ALL LAPTOP &  
AGILE WORKING  
KITS

## LIGHTWEIGHT PORTABLE LAPTOP KIT



Lightweight Portable Laptop Kit is a cost-effective solution with products selected for ease of transport.

### Contains:

- U Top Laptop Stand
- Ultra-Slim Mini Keyboard
- Logitech Optical Mouse (Cabled)



## PREMIUM PORTABLE LAPTOP KIT



Premium Portable Laptop Kit contains a selection of some of our more premium ergonomic products, ensuring you can work safely, whether that is at home, on-the-go or in the office.

### Contains:

- Ergo Q260 Laptop Stand
- Ergostars Saturnus S-Board 840 Mini Keyboard
- Logitech Optical Mouse (Wireless)



## ERGONOMIC PORTABLE LAPTOP KIT



Ergonomic Portable Laptop Kit contains everything you need to ensure ergonomic agile working, whether that is at home, on-the-go or in the office.

### Contains:

- U Top Pro Laptop Stand
- Goldtouch Go! 2 Split Keyboard
- Evoluent VerticalMouse 4



## HOMWORKING LAPTOP KIT



Homeworking Laptop Kit provides you with a selection of equipment that is easy to transport and store away when not in use.

### Contains:

- Foldinex Laptop Stand
- Ultra Slim Mini Keyboard
- Logitech Optical Mouse (Cabled)



# AGILE WORKING

Agile working represents a shift in how businesses are structuring themselves and how they are choosing to perform. This evolution is fuelled by business needs and shifting societal attitudes and is facilitated by advances in technology. However, unlike Flexible working which tends to be centred around the employee, agile working is centred around the employer whose strategy is to improve overall business performance and drive down costs. As such, success is no longer measured against traditional KPIs, such as time and attendance, but is orientated towards results and performance.

Rather than focus on a fixed place of work, such as a designated desk in a designated office, agile working places the emphasis on the work that needs to be done, irrespective of where the employee might perform their duties. This is why we have produced our agile working kits which enable the user to be ergonomically setup regardless of their working location.

Agile working doesn't necessarily mean working away from the office, on the road or at home. Agile could mean that a business space has been designed for efficiency and performance with hot-desking, break-out areas and zones that might be themed and range from formal to informal. There is no one size fits all and what agile looks like for one business may well be different to another.



## AGILE WORKING GO-KIT LIGHT

Our Agile Working Go-Kit Light contains everything you need to work comfortably on-the-go. The products are among our best-sellers and the Rolling Backpack allows you to pack everything away neatly for hot-desking and the commute.



### Contains

- Shadow Laptop Stand
- Logitech Optical Wireless Mouse
- Solo X Wireless Keyboard
- Rolling Laptop Backpack



## AGILE WORKING GO-KIT PREMIUM

Our Agile Working Go-Kit Premium contains everything you need to work comfortably on-the-go and gives you that extra bit of refinement. The products are among our best and the backpack allows you to pack everything away neatly for hot-desking and the commute.



### Contains

- U Top Pro Laptop Stand
- Evluent 4 Vertical Wireless Mouse
- Ultraboard 950 Compact Wireless Keyboard
- Rolling Laptop Backpack



# TABLET STANDS



SCAN TO SEE  
ALL TABLET  
STANDS

## VIEWLITE PLUS UNIVERSAL TABLET HOLDER



Viewlite Universal Tablet Holder holds almost any tablet securely in place and when mounted onto a Viewlite monitor arm enables you to raise your tablet to an ergonomic height.

- Universal tablet holder
- Very fast installation
- Keeps ports and buttons accessible
- Tablet can be locked in place
- 24cm height and 54cm depth adjustment
- Rotates 360°
- Smallest tablet dimensions 225 x 155 x 0mm
- Largest tablet dimensions 265 x 190 x 15m



**BCS64452**

## TIO LAPTOP & TABLET STAND



TIO (Two In One) Laptop & Tablet Stand is an award-winning solution for raising your laptop or tablet screen to the correct ergonomic height.

- Folds compactly for easy transportation
- Supports your tablet in either landscape or portrait
- Supports laptops up to 17"
- Keyboard storage
- 5 angle settings for your laptop
- Tablet held securely with Tab Lock system (holds laptops up to 10mm thick)
- Non-slip rubber feet



**BCS6123**

## ARROW TABLET STAND



Arrow Tablet Stand allows you to quickly raise the height of your tablet, so the screen is positioned at an ergonomic height. The unit can be configured to provide hand and wrist support.

- Folds flat for ease of transportation with free wallet
- 1 Palm support setting at 22°
- 2 Height settings
- 5 angle settings from 54° to 75°
- Suitable for most tablets up to 13mm in thickness
- Supports tablets in portrait or landscape
- Non-slip rubber feet
- 7mm thick and weighs 207g



**BCS6132**

## ERGO-Q HYBRID PRO LAPTOP & TABLET STAND



Ergo-Q Hybrid Pro Laptop & Tablet Stand is the perfect tool for your hybrid workstation, allowing you to position your laptop or tablet at the correct ergonomic height.

- Multifunctional design doubles as a laptop and tablet stand
- Accommodates laptops up to 16"
- 25 height settings in total
- Made from robust, lightweight aluminium
- Weight 427g
- Lifelong guarantee



**BCS68209**



SCAN TO SEE ALL MONITOR ARMS & STANDS

# MONITOR ARMS & STANDS

## EASYVIEW GAS MONITOR ARM

EasyView Gas Monitor Arm offers quick and easy adjustment without the strain through gas assisted adjustment. There are multiple adjustments for an enhanced monitor use experience including angle adjustments in both height and laterally, monitor height & distance adjustment and 360° rotation.

- Gas lift operation enables fingertip adjustments up and down
- Angle adjustable in height and sideways tilt
- Full 360° screen rotation
- Height and distance adjustment for optimal viewing
- USB ports fitted in the arm base
- Single and double available



BCS6829 (Single)  
BCS6829-D (Double)

## SCREEN LIFT MONITOR ARM



- Cost effective
- Angle adjustable in height and sideways tilt
- Full 360° screen rotation
- Height and distance adjustment for optimal viewing
- Single and double available



BCS68295 (Single)  
BCS68295-D (Double)

## MONITOR STAND BLOCK



- Positions monitors at an ergonomic height
- Stack to 3 units high
- Blocks interlock for stability
- Combine 25mm and 50mm blocks
- Available as standard and widescreen



BCS6010 (Black 1" High)  
BCS60111 (Black 2" High)  
BCS6013 (Black 2" High Widescreen)

# SCREEN FILTERS



SCAN TO SEE  
ALL SCREEN  
FILTERS

## COLOURED WIDESCREEN MONITOR OVERLAYS



Coloured Widescreen Monitor Overlays are a simple solution for reducing eyestrain and glare with a range of colour tints that will help with reading and concentration.

- Coloured screen overlays to help reading
- Available in 10+ colours
- Increase reading speed
- Mat side helps reduce glare
- Available in 3 sizes



**BCS99283-W**

## COLOURED PAGE OVERLAYS



Coloured Page Overlays are a visual stress and dyslexia aid. Reading through colour can increase reading speed and improve comprehension whilst making reading more enjoyable.

- Coloured overlays to help reading
- Available in 10 colours
- Increase reading speed
- Reduce glare from page
- Reduce contrast of black text on a white background



**BCS99285-S**

## ANTI-GLARE SCREEN FILTER



Anti-glare Screen Filters help to reduce glare and mirror-like reflections that make it difficult to view your screen. These impairments can lead to eye strain, headaches and discomfort from bad posture as you manoeuvre to view your screen.

- Reduces distracting reflections on your screen
- Discrete design with reattachable fixing
- Standard or widescreen
- Available in multiple sizes



## PRIVACY SCREEN FILTERS



Privacy Screen Filters are a cost-effective and easy solution for safeguarding the information on your screen. They enable pristine viewing straight on, but if you move to the side you are prevented from viewing the screen.

- Protects the data on your screen
- Limits viewing to the front only
- Reduces glare and protects the screen
- Available in multiple sizes



## SUPERVISOR ANTI-GLARE SCREEN

SuperVisor Anti-glare Screen helps get rid of annoying reflections on your display screen. The screen can be angled and positioned to limit pesky reflections from windows, skylights, or overhead lighting.

- Easily adjustable so you can find the perfect angle
- Clamp mount fixture or freestanding solid base
- Available in 2 sizes



**BCS992803** (Supersized Centre)

**BCS992804** (Supersized Side)

**BCS9928** (Clamp)

**BCS992801** (Weighted Base)





# ROLLER BAR MICE



SCAN TO SEE  
ALL ROLLER  
BAR MICE

## CONTOUR ROLLERMOUSE

RollerMouse is a truly revolutionary design which replaces the traditional left or right positioned computer mouse. It is a central pointing device for PC and Mac, which requires only very light movements on the roller-bar, allowing the cursor to move around your computer screen with ease.

Centrally placed, ambidextrous by design and in front of your keyboard, RollerMouse is easy to reach, requires no gripping, and reduces the need for wasteful arm movements, all factors which can help exacerbate pre-existing upper limb conditions such as Repetitive Strain Injuries (RSI). All versions are Windows and Mac compatible.

There are three key ways that RollerMouse can help with pre-existing Repetitive Strain Injuries or to avoid injuries arising in the first place.

### AVOID OVEREXTENSION

Overextension is caused when a traditional mouse is too far away from your body position. RollerMouse offers a solution allowing you to work in a neutral and relaxed position, close to the body, and centrally placed in front of your keyboard.

### ELIMINATE GRIPPING

If you have experienced pain from gripping your traditional computer mouse for long periods of time, you will recognise that mouse pain is not just caused by poor arm posture. RollerMouse's roller-bar design means that the computer cursor can be controlled using just your fingertips, meaning no pain caused by tensed muscles in the hand. RollerMouse enables the most relaxed hand position possible.

### ENABLE LOAD SHARING

Central placement in front of the keyboard allows the user to use both hands. This approach means that you do not need to always use your favoured hand, and proximity to your keyboard means that it is easy to find shortcut keys whilst still being able to steer your computer cursor.

## CONTOUR ROLLERMOUSE ERGO

Contour RollerMouse Ergo is an exceptional mouse with a centred design offering versatility and precise control. Because the mouse is centred, there is no need to reach when working which helps protect you against fatigue and strain. This makes the mouse the perfect companion for long hours spent in front of your computer. The unique texture on the roller bar enables effortless navigation control without the need for gripping or squeezing.

- Centre mouse sliding bar design
- 6 programmable buttons
- Bluetooth, 2,4 G USB receiver and USB wired connectivity
- Cursor speed 10 levels from 600-2800 DPI
- Available in various wrist rest sizes
- Vegan leather covering



BCS68266-E

## CONTOUR ROLLERMOUSE RED



Contour RollerMouse Red is a centred roller bar mouse that ensures you have variation and control when spending many hours working in front of a computer. The open roller bar allows you to alternate between your right and left hands and minimises repetitive strain injuries associated with standard mouse use.

- Centre mouse roller bar design
- New sensor with precise cursor movement
- Leatherette wrist rest covering
- Plus version has large wrist rest
- 7 buttons with 6 programmable
- 600 - 2800 DPI cursor speeds
- Wired or wireless connectivity



**BCS68263** (Wired)

**BCS68263-W** (Wireless)

**BCS68262** (Plus Wired)

**BCS68262-W** (Plus Wireless)

## CONTOUR ROLLERMOUSE PRO



Contour RollerMouse Pro combines design and functionality for high ergonomic impact, allowing you to take a proactive approach to health and well-being. The mouse blends exceptional functionality with stunning design, allowing you to utilise all the mouse functions from directly in front of you. This ensures you work with good posture, avoiding the need to stretch and twist.

- Centre mouse roller design
- Buttons/functions 6 programmable buttons
- Bluetooth, 2,4 G USB receiver and USB wired connectivity
- Cursor speed 10 levels from 600-2800 DPI
- Vegan leather covering
- Anti-bacterial surface
- GRS certification (30% recycled)
- Available in various wrist rest sizes



**BCS68265-Pro**

## CONTOUR ROLLERMOUSE MOBILE



Contour RollerMouse Mobile has been designed for users on the go, making it great for agile and mobile working. The mouse places your hands in front of you in a natural, relaxed position which helps to protect against the strain and fatigue associated with standard mouse use. Whether you are a home worker, travelling consultant or student, RollerMouse Mobile can help avoid strain and fatigue.

- Centre mouse roller design
- Compact design great for mobile working
- Cast aluminium construction
- 5 programmable buttons
- 600 - 3000 DPI cursor speeds
- Bluetooth, USB wireless or wired



**BCS68266**

## CONTOUR SLIDERMUSE PRO



Contour SliderMouse Pro combines design and functionality for high ergonomic impact, allowing you to take a proactive approach to health and well-being. The new cursor navigation allows your hands the freedom to rest snugly on the entire width of the mouse. The centralised design ensures you work with good posture, avoiding the need to stretch and twist.

- Centre mouse roller design
- Buttons/functions 6 programmable buttons
- Bluetooth, 2,4 G USB receiver and USB wired connectivity
- Cursor speed 10 levels from 600-2800 DPI
- Vegan leather covering
- Anti-bacterial surface
- GRS certification (30% recycled)
- Available in various wrist rest sizes



**BCS68267**

# ROLLER BAR MICE

## MOUSETRAPPER® THE WELLNESS MOUSE

Mousetrapper believe that no one should suffer pain due to working in an awkward position with a mouse. The control pad is a mechanical control pad with a very unique tactile feeling. By placing your index, middle and ring fingers on the control pad you can control the cursor with simple movements as the control pad moves smoothly in two dimensions. It is easy to use and gives the user maximum flexibility with the option of clicking directly on the control pad. All versions are Windows and Mac compatible.

### MOUSETRAPPER'S MISSION

**“No one should suffer pain due to working in an awkward position with a mouse.”**

The designers at Mousetrapper are well aware that more and more of us spend our working days sitting in front of a screen for long periods of time in a way our bodies are not designed for. The result is that many of us suffer from pain in our arms, shoulders and neck.

Mousetrapper's ingenious design improves productivity and naturally encourages a correct position where the arm is not overextended. This dramatically reduces risk of arm, shoulder and neck pain. The mouse has a very unique tactile feeling. By placing your index, middle and ring fingers on the control pad you can control the cursor with simple movements as the control pad moves smoothly in two dimensions. It is easy to use and gives the user maximum flexibility with the option of clicking directly on the control pad.

MT Keys software lets you easily reconfigure the existing functions of your Mousetrapper to choose exactly the functions you want on your computer and is compatible with Mac and PC.



### MOUSETRAPPER DELTA



Mousetrapper Delta is an ergonomic mouse that is designed to sit centrally, in front of your keyboard. This position encourages a healthy posture that keeps your arms close to your body and your hands near your keyboard. This ensures that you no longer need to over-reach, avoiding fatigue and strain.

- Centralised ergonomic design
- 255 mm wide control bar with click and scroll function
- 6 programmable buttons
- 4000 DPI sensitivity
- Soft wrist rest which is replaceable
- 2 built-in USB ports
- Made of recycled plastic



BCS793411

### MOUSETRAPPER ADVANCE 2.0



Mousetrapper Advance 2.0 is the best-selling Mousetrapper model offering you a range of options to customise the mouse as you need it. The mouse relieves and prevents repetitive strain injuries by creating a central mousing and keyboard layout which minimises reach and stretching between the mouse and keyboard.

- Super-slim, ergonomic design
- Accent colours in white or turquoise
- Control pad with click and scroll functions
- 6 programmable buttons
- Replaceable wrist supports
- 2000 DPI sensitivity
- Wired connectivity (USB-Mini)



BCS793403

### MOUSETRAPPER ADVANCE 2.0+



Mousetrapper Advance 2.0+ is designed to sit centrally in front of your keyboard, encouraging a healthy posture that keeps your arms close to your body and your hands near your keyboard. This helps avoid over-stretching and the potential injury associated with using a standard keyboard and mouse.

- Centred control pad design
- Control pad with click and scroll functions
- 6 programmable buttons
- Replaceable wrist supports
- Wrist support in synthetic leather
- Wrist supports can be disinfected
- 2000 DPI sensitivity



BCS793409

## MOUSTRAPPER PRIME



Moustrapper Prime is an ergonomic roller bar alternative to a traditional mouse, designed to prevent repetitive strain injuries. The mouse enables healthy posture by allowing you to keep your arms close to your body and your hands near your keyboard. This helps avoid over-stretching and the potential injury associated with using a standard keyboard and mouse.

- Super-slim, ergonomic design
- Control pad with click and scroll functions
- Works wirelessly with Bluetooth or via USB
- 8 programmable buttons
- Replaceable wrist supports
- 6 months of battery life between charges
- 2000 DPI sensitivity



BCS793404

## MOUSTRAPPER LITE



Moustrapper Lite is the entry-level product within the range and is designed for users who only need the right-click, scroll, and click functions on the control pad. The mouse enables healthy posture by allowing you to keep your arms close to your body and your hands near your keyboard. This helps avoid over-reaching and the potential injury associated with mouse use.

- Super-slim, ergonomic design
- Control pad with click and scroll functions
- USB connectivity (USB-Micro)
- 4 buttons
- Cushioned neoprene wrist supports
- Extendable friction pad for the keyboard
- Steering mat in textile/silicon



BCS793408

## MOUSTRAPPER ALPHA

Moustrapper Alpha is an ergonomic mouse that combines the benefits of a centred pointing device with the user-friendliness of a full-sized keyboard. The unique control pad allows you to control the cursor with simple movements as the pad moves smoothly in two dimensions. You can also click anywhere on the control pad and switch between different fingers and hands to minimise static loading.

- Centred control pad design
- Unique ergonomic mouse and keyboard combination
- Wireless Bluetooth and USB connectivity
- 19 programmable buttons
- Up to 2 months of battery life between charges
- Control pad with click and scroll functions
- 2000 DPI sensitivity



BCS793410

# VERTICAL MICE

## EVOLUENT VERTICAL MOUSE

In 1994, Jack Lo designed the first mouse which supported the hand in a fully upright (handshake) position to alleviate discomfort he was getting from his conventional mouse. Various models of Evoluent mice are now available for both computer and Mac use, as well as wired and wireless versions.

Evoluent mice are one of our best-selling products given the unique design and the benefits in both the prevention and management of conditions such as Carpal Tunnel Syndrome and Repetitive Strain Injuries (RSI).

Evoluent Vertical Mice are designed so you can work with your hand in the neutral, handshake position. This posture offers the following health and wellbeing benefits.

### AVOIDS FOREARM TWISTING & WRIST BENDING

The ergonomic shape means you avoid the wrist pronation that comes from standard mouse use which requires you to work with your palm faced downwards. The same can also be said of wrist bending, which you would typically do when using a standard mouse. These poor postural positions put pressure on your forearm tendons and when coupled with repetitive movements can lead to strain, fatigue and eventually an RSI.

### AVOIDS WRIST BENDING

The same can also be said of wrist bending, which you would typically do when using a standard mouse. Using a vertical mouse means less movement from the smaller muscles in your wrist as you engage your elbow and upper arm to use the mouse. This means less chances of fatigue and strain as your upper arm muscles are far more capable of coping with the sustained movements of mousing.



## EVOLUENT VERTICALMOUSE STANDARD



- Vertical design supports your hand in neutral upright posture
- Comfortable textured grip
- USB connectivity
- Right-handed
- 3 buttons and scroll wheel
- Plug and play
- Mac and PC compatible



BCS682804

## EVOLUENT VERTICALMOUSE 3



- Vertical design supports your hand in neutral upright posture
- Extra wide lip prevents your last finger rubbing on the desk
- Easy to reach, programmable buttons
- Speed toggle up to 3 pointer speed settings
- Break Reminder alerts
- USB connectivity
- 5 buttons and a scroll wheel



BCS6828

## EVOLUENT VERTICALMOUSE 4



- Vertical design supports your hand in neutral upright posture
- Extra wide lip prevents your last finger rubbing on the desk
- Easy to reach, programmable buttons
- Soft Grip provides superior comfort
- USB and wireless connectivity
- Right and left-handed
- 6 buttons and scroll wheel

Wired



Wireless



Bluetooth



SCAN TO SEE  
ALL EVOLUENT  
MICE



SCAN TO SEE  
ALL VERTICAL  
MICE

## ROCKSTICK2 MOUSE



Rockstick 2 Mouse has a vertical design which you rock to click.

- Vertical design helps to relieve carpal tunnel syndrome
- Ambidextrous mouse with a simple switch to alternate hands
- Left & Right click operated by 'rocking' the mouse left and right
- Enables whole hand operation as opposed to finger-clicking
- Gravitational force enables easy mouse movements
- Lip to avoid finger rubbing on your desk
- RF wireless connectivity



**BCS68276**

## CONTOUR UNIMOUSE



Contour Unimouse is the market's first adjustable vertical computer mouse, offering vertical adjustability and a movable thumb support. This allows the mouse to be adjusted to change hand positions throughout the day.

- Vertical mouse with variable angles from 35-70°
- Thumb support adjustable in all directions
- 6 programmable buttons
- 10 cursor speeds
- Wired or wireless
- Right or left-handed



## THE GRIP MOUSE



Grip Mouse features a vertical design allowing you to position your arm in a neutral 'handshake' position.

- Vertical mouse design
- 3 buttons including scroll wheel
- 1200 dpi cursor speeds
- USB and wireless connectivity
- Right and left-handed versions



**BCS6524 (Right Wired)**

**BCS6525 (Right Wireless)**

**BCS6524-L (Left Wired)**

## PRF MOUSE



PRF Mouse Wireless is an ergonomic vertical mouse with a design that ensures good arm and wrist posture.

- Vertical design
- 4 conveniently placed buttons and clickable scroll wheel
- Wireless connectivity
- 15-meter range
- Right handed
- 90g weight
- 5-year guarantee



**BCS6828000**

# TRACKBALL MICE

SCAN TO SEE  
ALL TRACKBALL  
MICE



## KENSINGTON ORBIT OPTICAL TRACKBALL MOUSE



Kensington Orbit Optical Trackball Mouse offers better ergonomics with less wrist and hand movement than with standard mice, ensuring greater comfort for your hand and wrist.

- Trackball design
- Optical tracking technology for superior accuracy
- 40mm ball is designed for exceptional precision
- Compact footprint requires modest desk space
- Ambidextrous usability
- Customisable buttons and cursor speed
- USB connectivity



**BCS7172**

## KENSINGTON EXPERT TRACKBALL MOUSE



Kensington Expert Trackball Mouse is the productivity enhancer for professionals, meaning you can get more work done in less time.

- Trackball design
- Detachable wrist rest supports hand and wrist
- Large ball provides exceptional precision
- Customisable buttons and cursor speed
- Premium optical tracking technology
- Scroll ring lets you scan up and down with ease
- USB wired or wireless connectivity



**BCS68286**

## LOGITECH WIRELESS TRACKBALL M575 MOUSE



Logitech Wireless Trackball M575 Mouse offers comfort and protection from fatigue by staying in one place with operation that does not require you to move your mouse around a work surface.

- Sculpted shape supports hand for comfort
- Easy use coating for the trackball
- High-performance optical sensor for accuracy
- 5 programmable buttons



**BCS6681**

## BC ERGO COMFORT TRACKBALL MOUSE



BC Ergo Comfort Trackball Mouse has a contoured profile that is designed to fit perfectly in your hand. The mouse features a trackball that allows you to control your mouse movements comfortably and accurately.

- Trackball design
- Sculpted shape fits hand
- 6 buttons including back/forward and scroll
- Wired USB connectivity



**BCS72198**





SCAN TO SEE  
ALL SPLIT  
KEYBOARDS

# SPLIT KEYBOARDS

## GOLDTOUCH V2 ADJUSTABLE KEYBOARD

Goldtouch V2 Adjustable Keyboard is an ergonomic split keyboard with a unique design that allows any user to find a comfortable working position. The keyboard can be adjusted vertically and horizontally so you can work with your hands, arms and shoulders in a natural posture, protected from strain. This setup allows your arms to turn upwards into a hand-shake position and align naturally with your body. This will allow you to work in comfort and achieve greater productivity, protected from injury and strain.

- Split keyboard
- Continuously adjustable
- 0-30° horizontal angle
- 0-30° vertical angle
- Soft-touch, low activation keys
- Optimised layout
- Quiet keystrokes



BCS682590 (Keyboard)

BCS682594 (Number Pad)

## GOLDTOUCH GO!2

- Works in same way as Goldtouch Split keyboard
- Compact size folds for portability
- 0-30° adjustment for ulnar deviation and wrist pronation
- Soft touch keys



BCS68258.2 (Wired)

BCS682581 (Bluetooth)

## BC SPLIT ERGONOMIC KEYBOARD

- Split keyboard
- Protects against wrist pronation
- Curved keyboard layout
- Low profile tactile keys
- Reversed slope
- Cushioned wrist rest



BCS6687

## KINESIS FREESTYLE 2

- 2 widths of separation available
- Various options available



BCS6825 (22cm Separation)

BCS6825-50 (50cm Separation)

## KENSINGTON PRO FIT ERGO KEYBOARD

- Split, sloped design with reverse tilt
- Built-in cushioned wrist rest
- Quiet, smooth keys
- 4 GHz and Bluetooth 4.0 connectivity



BCS7753

# MINI KEYBOARDS



SCAN TO SEE  
ALL MINI  
KEYBOARDS

## ERGOSTARS SATURNUS MINI KEYBOARD

Ergostars Saturnus S-Board 840 is one of the best compact mini keyboards on the market, with an optional matching number pad for complete typing comfort at the computer or laptop. The lightweight design of the keyboard makes it the ideal companion for mobile workers and hot-desk environments, whilst it has been designed for comfort at the fingertips with 'soft-touch' scissor action keys to minimise pressure when typing.

- Slim and lightweight
- Scissor action and soft touch keys
- Built in USB ports
- Optimised key layout



BCS68256

## ULTRABOARD 950 COMPACT KEYBOARD

- USB and Bluetooth models available
- Compact shape enables better working posture
- Low noise responsive keys
- Dark characters on light keys for readability



BCS682568

BCS682569 (Bluetooth)

## TARGUS COMPACT KEYBOARD

- Position keyboard more centrally
- Enables closer mouse positioning
- Light touch comfortable keys
- Ideal portable keyboard for agile workers



BCS682550

## ARC WIRELESS KEYBOARD

- Curved design improves typing comfort
- Wireless RF 2.4GHz connectivity
- Enables closer mouse positioning
- Low profile keys



BCS68255-W

## ULTRA SLIM MINI KEYBOARD

- Lightweight for portability
- Slim design for a more neutral wrist angle
- Enables closer mouse
- All keys are standard size
- Ultra-low profile



BCS68255

# SPECIALIST KEYBOARDS



SCAN TO SEE  
ALL SPECIALIST  
KEYBOARDS

## LEFT HANDED KEYBOARD



Left Handed Keyboard is designed with a layout that is optimised for left handed users, with the numeric keypad positioned on the left. This allows your left hand to input data and enables closer positioning of your mouse.

- Numeric keypad on the left
- Eliminates stretching your arm to reach the mouse
- Allows your right arm to be in a relaxed position when using the mouse
- 'A-shape' key structure provides hours of comfort



BCS72194

## CONTOUR BALANCE KEYBOARD



Balance Keyboard provides all the functionalities of a full-sized keyboard with a compact layout. This ensures a working posture that remains close to your body, especially when paired with a centralised.

- Standard sized more compact keyboard
- Includes numeric key pad
- USB wireless
- Negative, neutral, and positive tilt
- Reduced bottom edge minimises reach



BCS68289

## HIGH VISIBILITY KEYBOARD



Accuratus 260 High Visibility Keyboard has been designed for use by people who have impaired eyesight. It has been widely recognised that people with impaired vision respond more positively to yellow fonts on a black background.

- High visibility yellow on black key legends
- Ideal for people with impaired eyesight
- Full-height contoured keys for comfortable typing
- Full keyboard key layout with numeric keypad
- Responsive tactile keys



BCS68252

## MONSTER LARGE KEY KEYBOARD



Accuratus Monster 2 Mixed Colour Keyboard features large, oversized keys grouped into different colours.

- Same outer size as a conventional keyboard
- Colour coded easy to read keys
- Black and white keys available
- Large square keys
- Tactile responsive keys



BCS682531 (Upper Case)

BCS682532 (Lower Case)

# WRIST RESTS & FOREARM SUPPORTS



SCAN TO SEE ALL WRIST RESTS & FOREARM SUPPORTS

## ERGOREST FOREARM SUPPORT 330

Ergorest Forearm Support 330 Series supports your arms while working and is particularly suited to Display Screen Equipment tasking. The ergonomic design attaches to your workstation and provides a comfortable support to rest your arms and guides the body to the correct working posture. Ergorest is designed with functionality in mind and features a durable double support structure with an unlimited range of movement. The support pad is upholstered in genuine leather, making it easy to maintain and a pleasure to use.

- Follows your arm's movements
- Ensures your wrist is level with mouse or keyboard
- Support is provided away from wrist to reduce pressure
- Left or right handed
- Clamps to front of desk
- Standard clamp up to 43mm
- Large clamp for desks 34-64mm thick



SCAN FOR SPECIALIST ERGOREST REQUIREMENTS SUCH AS LONGER ARMRESTS

ERGOREST FOREARM SUPPORT 330



BCS793 (Standard Clamp)

BCS7931 (Large Clamp)

## ERGOREST FOREARM SUPPORT 350

- Works in same way as Ergo Rest but with integrated mousepad
- Keeps mouse use close to desk front



BCS79310 (Standard Clamp)

BCS79311 (Large Clamp)

## GEL ADJUSTABLE WRIST REST

- Wrist rest made from cushioning gel
- Adapts to the curvature of your wrists
- Dual-height adjustable base
- Rubberised non-slip base



BCS7017 (Keyboard)

BCS70171 (Mouse)

## GOLDTOUCH KEYBOARD WRIST RESTS

- Comfortable gel supports
- Sold in pairs for independent positioning
- Puts your wrists and forearms into a natural posture
- Lycra covering prevents irritation and is easy to clean



BCS682591 (Pair)

## COMFORT GEL MOUSE WRIST REST

- Comfortable gel-filled wrist rest
- Combats fatigue
- Puts your wrists and forearms into a natural posture
- Left or right-handed
- Non-slip base



BCS70176

## PUK WRIST SUPPORTS



PUK wrist rest glides with your wrist so that you are constantly supported. Designed to rest between your wrist and palm, the wrist support is ideal for use with both your mouse and keyboard.

- Sculpted shape supports wrist
- Non-allergenic material
- Smooth, comfortable, gliding wrist rest
- Follows your hand's movement



**BCS6826**

## W.A.S.P WRIST SUPPORTS



WASP (Wrist and Arm Support Platform) has been designed to support your wrists when using your keyboard and mouse while still allowing complete freedom of movement.

- Fixed height wrist and arm support
- Raise the wrists to a more comfortable position
- Winged cradle supports wrists and forearms
- Stable stands with no mounting requirements



**BCS6033 (Single)**

**BCS6032 (Pair)**

## DESK EXTENSION



Desk Extension is a simple yet effective way to free space on your workstation by 'extending' the space available to place your keyboard and mouse. The extension includes a built-in wrist rest.

- Can also be attached to fill desk corners
- Quick and easy attachment with no tools necessary
- Integrated wrist rest



**BCS7949**

## MEMORY FOAM ARM PADS



Memory Foam Armpads improve the cushioning of arm rests when an individual finds the standard PU material too firm. The memory foam arm pads come in pairs to ensure greater comfort to both the right and left arms.

- Memory foam arm pads to fit most chairs
- Set of two arm pads
- Maximise comfort and support



**BCS2088531**

## HANDY FOREARM RESTS



KEYBOARD



Offirex Handy Forearm Rests are designed to support your forearms and also offer support for your entire arms. The rest attaches to the front of your desk, creating a padded desk extension.

MOUSE




- Provides full-arm support
- Puts your arms into a natural posture
- Provides additional desk space

**BCS7938 (Keyboard)**

**BCS7939 (Mouse)**

## KEYBOARD RISER



Keyboard Riser allows you to position your computer keyboard so your wrists are held in a neutral position while using your keyboard.

- Enables good posture for wrists and forearms
- Comfortable wrist rest reduces pressure



**BCS6022**

# WRITING AIDS & LIGHTING



SCAN TO SEE  
ALL WRITING  
AIDS

## ENERGYBYLIGHT



Energybylight is an innovative bio-dynamic desk lamp that provides the right task and ambient light for your workplace at the right moment. This improves productivity, energy levels, focus and also helps you to sleep. There is a corresponding app available.

- Biological light simulates natural daylight
- Follows daily rhythms
- Illuminates entire work area
- Low energy



BCS682567

## DAYLIGHT DESK LAMP



Daylight Desk Lamp offers non-fatiguing light that is comfortable to use for long periods of time. The light offers 96 energy-efficient LEDs that provide natural and non-glaring light to avoid eye fatigue, making the lamp ideal for working, reading and studying.

- Helps increase work efficiency and vitality
- Helps diminish depression and sleep disorders



SCAN TO SEE  
ALL LIGHTING



BCS7152

## PEN GRIPS



Pen Grips are an ergonomic writing aid for adults that fit onto your pencils, pens, crayons, and other similar tools. They are extremely comfortable to use and prevent finger cramping and fatigue.

- Encourages writing with full hand and arm action
- Pear shaped design promotes correct gripping
- Sold in packs of 3



BCS761

## SOFT WRITING GRIPS



Soft Writing Grips are an ergonomic writing aid that provides a soft padded feel for your pen, pencil, crayon or other similar tool. They are soft but firm and protect against finger pain.

- Prevents finger dents and pain
- Made from durable soft foam
- Sold in packs of 3



BCS788

## PENAGAIN ERGOSOF PEN



PenAgain ErgoSof Pen has an innovative wishbone design that provides an ergonomic alternative to standard pens that rely on the strength of your grip. ErgoSof changes this convention by providing a cradle for your index finger which allows your hand to relax.

- Comfortable non-grip design
- Soft rubber coating
- Refillable ink cartridges



BCS7610

## REXEL STAPLER



Rexel Optima Grip 20 Sheet Electric Stapler offers the convenience of automatic stapling of up to 20 sheets of paper at once. This allows you to staple your documents with ease, whether at home or in the office.

- Sleek design to complement any desk space
- Staples 2-20 sheets



BCS7073

# TELEPHONE HEADSETS

SCAN TO SEE  
ALL TELEPHONE  
HEADSETS



## PLANTRONICS ENCOREPRO HW510V HEADSET



Plantronics EncorePro 510 is the next generation of the most popular over-the-head monaural headset. The headset has soft ear cushions for wearing comfort, metal joints that deliver durability and reliability and a flexible mic with visual and tactile positioning guides for precise positioning and clearer conversations.

- Monaural Headset with Voice Tube microphone
- Plantronics SoundGuard acoustic protection
- Ratchet clicks for perfect microphone positioning
- Lightweight and comfortable, even for intensive use
- Robust, unibody construction for longer life



BCS73650

## PLANTRONICS BLACKWIRE C3220 USB HEADSET



Plantronics Blackwire 3220-USB Headset provides an audio experience that is truly exceptional which is ideal for voice, music, and multimedia. Automatic adjustments are made to the equalizer settings when listening to music or multimedia content.

- Next-generation microphone for perfect voice transmission
- Plantronics SoundGuard acoustic protection
- Ratchet clicks for perfect microphone positioning
- Highly comfortable, ultra-soft foam ear cushions
- Lightweight and comfortable even for intensive use
- Robust construction for longer life
- Quick Disconnect



BCS735920

## PLANTRONICS CS540A WIRELESS HEADSET



Plantronics CS540A Wireless Headset offers not only high build-quality and great comfort, but also sleek aesthetics, making it ideal for use in modern office environments. Thanks to its DECT technology, the headset provides a 120 meter wireless and noise-free range from the base station.

- Acoustic-limiting technology offers protection
- DSP provides more natural sounding voice
- Power system optimizes for range and talk time
- Works on analogue & VoIP desktop phones



BCS7351

BCS7352 (With Lifter)

## PLANTRONICS VOYAGER 5200 UC BLUETOOTH HEADSET



Plantronics Voyager 5200 UC Bluetooth Headset is highly practical and easy to use. It is the ideal wireless in-ear headset for users who are looking for the highest quality sound, comfort and reliability.

- Siri, Google Now and Cortana activation button
- 4 noise-cancelling microphones with Windsmart Technology
- 7 hours of talking time and 14 hours on standby
- Full charge within 90 minutes
- Bluetooth® v. 4.1 technology with 30m range



BCS735821

# ASSISTIVE TECHNOLOGY



SCAN TO SEE  
ALL ASSISTIVE  
TECHNOLOGY

## DRAGON PROFESSIONAL



Dragon Professional V16 from Nuance provides fast and accurate speech-recognition, featuring the world's number 1 speech recognition engine. Dragon V16 is up to 99% accurate out of the box with minimal voice profile training required to start achieving highly accurate results.

- Fast and accurate speech recognition and transcription
- Ideal for emails, word processing, presentations and more
- Create content live or later from a recording
- Deep learning technology ensures accuracy
- Allows computer navigation via speech
- Perfect for users with literacy difficulties
- Training available - please call or email to discuss



## TEXTHELP READ&WRITE




Read&Write lets everyone read, write and express themselves more confidently. The software is a big confidence booster for anyone who needs a little support with their reading and writing, at school or in the workplace. Its literacy features help English Language Learners, people with learning difficulties or requiring dyslexia tools.

- A literacy support for reading and composing text
- Perfect for users with dyslexia, literacy difficulties and English as a second language
- Offers picture and talking dictionary, PDF aloud and Homophone support
- Provides literacy support throughout the users' education journey



## INSPIRATION



Inspiration is simple to use, but powerful software that is the ideal visual thinking tool for creating mind maps, concept maps, graphic organizers, outlines and presentations. The software encourages strong critical thinking skills, supports the writing process, and helps you build conceptual understanding to map out your knowledge and communicate it with others.

- Proved especially useful for people with ADD/ADHD, autism, asperger's, dyslexia, aphasia and visual/auditory processing disorders
- Quickly capture and visually organise your ideas
- Create mind maps, concept maps, graphic organisers, outlines and presentations
- Easily export your work to multiple formats, including Word and Powerpoint



## CLAROREAD



ClaroRead assistive software for the workplace has been developed with a range of features to help with reading and writing at work. The software is ideal for people with neurological and sensual disorders such as dyslexia and visual impairments. People with visual stress or with mental health issues, who need help keeping on top of their workload, may also find this software useful.

- High-quality human-sounding speech reads aloud
- Reads Microsoft Word, Adobe Reader, Google Chrome, Emails and scanned paper documents
- Read in English with many other languages available
- Word prediction suggests words as you type
- Phonetic prediction helps with silent letters
- Listen back to your written text
- Allows you to hear word alternatives





## SUPERNOVA

Supernova from Dolphin is a range of assistive technology for people who are blind or partially sighted. The technology provides great magnification, screen reading and braille support, enabling you to explore your computer screen and read on-screen information. The SuperNova control panel has tabs for visual, speech, braille and media with each edition featuring some or all of these categories.

- Crystal clear magnification and an intelligent screen reader
- Create the perfect blend of magnifier, speech or screen reader to suit
- The best touchscreen magnification and speech for Windows
- Reads aloud characters and words as you type
- Natural voices read and describe documents, emails and web pages
- Scan and read (OCR) paper documents or inaccessible PDFs
- Supports a wide range of braille displays
- Includes minor updates for your software version



## ZOOMTEXT



ZoomText Magnifier & Reader is tailored for low-vision users and integrates into your computer system. ZoomText enhances everything on your computer screen, echoes your typing and automatically reads documents, web pages and email.

- xFont magnification keeps text crystal clear
- Record function turns content into audio
- Echo allows you to hear your typing



**BCS668993** (Magnifier)

**BCS6689991** (Magnifier/Reader)

## OLYMPUS DM-770 DIGITAL VOICE RECORDER



Olympus DM-770 digital voice recorder is a high-quality recording device to help with note taking. The multiple stereo microphones take the audio quality to another level with a more balanced sound. Audio is saved as MP3, WMA or Linear PCM.

- Light-Weight design
- Milestone-Markers with up to 200 index marks
- Supporter of blind touch use, with Advanced Voice Guidance and Distinctive Button Contours



**BCS70930**

## COLOURED WIDESCREEN MONITOR OVERLAYS



Coloured Widescreen Monitor Overlays are a simple solution for reducing eyestrain and glare with a range of colour tints that will help with reading and concentration. This simple solution lies flat against your screen and the static keeps them in place.

- Coloured screen overlays to help reading
- Increase reading speed
- Improve comprehension
- Mat side helps reduce glare



**BCS99283-W**

## RUBY HD MAGNIFIER



Ruby HD Magnifier combines high-definition camera technology with a lightweight body to bring you crystal-clear images. The small package provides convenience, so you can easily reference text and images.

- 4.3-inch LCD
- Continuous zoom with 2x-13x magnification
- Fast reading with no blur
- Adjustable reading line



**BCS9987**

# FOOTRESTS



SCAN TO SEE  
ALL FOOTRESTS

## HAG QUICKSTEP



HAG Quickstep footrest has been designed to follow HAG's principles of encouraging greater movement, through its tilting function. Simply place one or both feet on the footrest and gently rock backwards and forwards. This stimulates ankle movement and generates greater blood flow around the legs and body.

- Ensures good posture so individuals can be sat at the correct height for their desk
- Usable with rocking functionality or in a static position by flipping over
- Ridges offer massaging functionality for the feet
- Sturdy plastic construction



BCS178

## COMFORT FOOTREST



Comfort Footrest provides a height-adjustable surface to position your feet and legs ergonomically, as well as a rocking function. The footrest features surface bumps to provide gentle stimulation and relaxation.

- Ensures legs and feet are in the correct position
- 2 height settings adjust from 113 to 142mm
- Ensures good blood flow and protection from fatigue and strain
- Features a foot massaging surface
- Enables rocking for circulation



BCS70270

## ROCKING FOOTREST



Rocking Footrest is an ergonomic footrest based around a simple, yet effective design. The platform is free to move on the frame which ensures you can find the perfect angle with ease and always remain fully supported. The rocking movement of the platform encourages active sitting which is good for blood flow and oxygenation, keeping you alert and free from fatigue and strain.

- Footrest with free tilting foot platform
- Good for blood flow and oxygenation
- Made from breakproof ABS
- Sturdy metal frame design
- Rubber feet prevent slipping and floor damage



BCS7027

## HEIGHT ADJUSTABLE FOOTREST



Height Adjustable Footrest is an easy-to-use solution for improving your sitting posture. The surface is adjustable from 0-35° and provides a surface to position your feet and legs ergonomically.

- Ensures legs and feet are in the correct position
- Adjustable knobs for different angles from 0-35°
- Ensures good blood flow and protection from fatigue and strain
- Rubberised platform for improved grip the ensures strong working position
- Manufactured from sturdy high-impact plastic



BCS7026

**SCORE FOOTRESTS**

Score footrests are designed to improve sitting posture and comfort, especially when under-desk space is limited. The unique foot operated mechanism ensures strain free and easy adjustment.

- Helps improve sitting posture
- Improves comfort in the legs and lower back
- 952 model height adjustable 8 - 29cm
- 959 model height adjustable 9 - 37cm
- Tilt adjustable
- Encourages active sitting
- Non-slip footboard
- High-quality construction



952



952 Pro



959



- BCS6852 (952)
- BCS6852-PRO (952 Pro)
- BCS68521 (959)

**FOOTMATE FOOTREST**



Footmate Footrest is an economic height adjustable footrest which is lightweight and robust. The footrest is both height and angle adjustable, making it suitable for a wide range of posture requirements.

- Height and tilt adjustable
- Adjustable to three different heights
- Non-slip surface also provides foot massage system



- BCS7021

**3-C FOOTREST**



3C Footrest is easy to use and allows you to position your legs and feet ergonomically, helping to improve your posture. Raising your legs relieves strain on your back and minimises pressure on the underside of your thighs.

- Easy height adjustment
- Ensures legs and feet are in the correct position
- Non-slip surface also relieves stress and rejuvenates tired feet



- BCS702

**RELAX FOOTREST**



Relax Footrest has a sturdy design that is constructed from strong polystyrol plastic, with height and angle adjustability. At the top of the footrest is a removable cover that reveals a compartment which is ideal for devices like dictation machine foot controls.

- Footrest made from robust polystyrol plastic
- Height and tilt adjustable
- 40-150mm front and 70-210mm rear



- BCS7022

**FOOTFORM DUAL FOOTREST**



Footform Dual Footrest is robust and offers two height adjustment levels and an anti-slip layer so your feet remain stable. Adjustments are easy via a push of the red button with your foot.

- Height adjustable between 4-30cm
- Can be used with higher workstations



- BCS726

# LEG RESTS



SCAN TO SEE  
ALL LEG RESTS

## COMFORT LEG REST



Our comfort leg rests are designed to relieve pressure and strain by acting as a platform for your leg to rest on. They are ideal for knee joint pain and inflammation as they enable the leg to be straightened instead of the bent position associated with normal sitting. Available in both single (one leg) and double (both legs) size.

- Height and angle adjustable
- Ensures exact leg positioning
- Rotates 360°
- Various height ranges are available
- Standard height range of 40-50cm
- Choose between single or double leg width



**BCS207-SG** (Single)

**BCS207-DB** (Double)

## ARTICULATED LEG REST



The articulated leg rest offers an alternative to our comfort leg rest in that it has a 'bendable' platform to enable the angle to be positioned exactly as required. This makes them ideal for anyone that needs their leg elevated but is unable to straighten the leg fully at the knee.

- Height and angle adjustable
- Rotates 360°
- Various height ranges are available
- Bends under the knee at the top part of the leg rest for added comfort
- Choose between single, double or split double



**BCS2071-SG** (Single)

**BCS2071-DB** (Double)

**BCS2072-DS** (Split)

## CARDIFF ADJUSTABLE HEIGHT LEG REST



Cardiff Adjustable Height Leg Rest is height adjustable from 30-45cm with a concave cushion that helps to keep you in position.

- Comfortable padded leg rest covered in black vinyl
- Concave cushion keeps you in position
- Adjustable height and angle via simple spring button
- Strong tubular steel framework for stability
- Non-marking, slip-resistant rubber feet as standard
- Available with braked castors



**BCS756** (Rubber Feet)

**BCS7561** (Braked Castors)

## FOLDABLE LEG REST



Foldable Leg Rest is extremely versatile, offering a choice of three different positions. This adjustability, along with the padded cushion and wool effect covering ensures the utmost comfort.

- Wooden frame adjusts to suit your comfort and position
- Use the rest in the up position to stimulate leg circulation
- Use it folded to soothe thighs and keep warm feet
- Use in angled position to rest aching legs
- Rubber feet help to stabilise the rest whilst in use
- Foldable for easy storage and travelling



**BCS7622**

# LAPTOP BAGS



SCAN TO SEE  
ALL LAPTOP  
BAGS

## LIGHTWEIGHT ROLLER CASE

- Fits laptops up to 15.4"
- Padded laptop compartment
- Interior storage pockets for accessories
- Telescopic handle and in-line skate wheels provide smooth rolling experience



BCS66891

## ROLLING LAPTOP CASE

- Cell foam padding protects laptops up to 15.6"
- Durable and water-resistant 1200D polyester material
- Multiple compartments for organisation
- Telescopic handle retracts when not in use



BCS66895

## XL ROLLING LAPTOP CASE

- Fits laptops up to 17.3" with divider for smaller units
- Includes easily attachable luggage strap
- Provides mobile storage, pen loops, business card holder and key clip



BCS66893

## ROLLING BACKPACK

- Fits laptops up to 23" screen
- Stylish, durable backpack with plenty of features
- Can be used as backpack or roller case with telescopic handle
- Many extra pockets for storage



BCS66892

## SMART DESIGN LAPTOP BACKPACK

- Fits laptops up to 16"
- Padded back panel, shoulder straps and handle
- Multiple storage compartments
- Padded laptop section



BCS66896

# BACK SUPPORTS



SCAN TO SEE  
ALL BACK  
SUPPORTS

## DORSABACK SUPPORT & PAD



DorsaBack is a lightweight, portable back support with a design that encourages a natural, relaxed sitting position on any furniture, wherever you are. The support helps to relieve strain on your lower back and pelvis. This discourages slouching which makes it an invaluable health and wellbeing accessory.

- Helps in the prevention and rehabilitation of back problems
- Vinyl foam bonded to a durable poly-suede fabric
- Pad option is height adjustable for lumbar support
- Adjustable strap enables attachment to most chairs
- Portable and lightweight



**BCS992104** (Support)

**BCS992107** (Car)

**BCS992105** (Pad)

## INFLATABLE LUMBAR SUPPORT



Portable Inflatable Lumbar Support is a versatile, yet simple lumbar support that is discreet enough to be used on-the-go and convenient enough to be utilised wherever you go. This makes it a great choice for mobile working and frequent travelling. Inflatability allows you to set the firmness and depth to best meet your postural needs.

- A built-in hand pump controls the firmness and depth
- Flexible straps for fitting to most chairs
- Cover is removable and washable
- Available in two sizes
- Lightweight and portable



**BCS2088301** (Small)

**BCS208830** (Standard)

## MEDESIGN BACKFRIEND



MEDesign Backfriend Back Support has been designed by a leading orthopaedic consultant to enhance the comfort and support of chairs at home, work and when travelling. The support is available with single or double padding to add extra comfort.

- Enhanced back and seat support
- Helps alleviate back, neck and shoulder pain
- Lightweight and robust
- Built-in carry handle for portability
- No attachment or straps needed
- Fire-resistant foam



**BCS901** (Single)

**BCS9011** (Double)

**BCS902** (Case)

## TEMPUR LUMBAR SUPPORTS



Tempur Lumbar Support is designed to conform to the curvature of your spine so you can sit comfortably with good posture.

- Supports good posture
- Constructed of pressure relieving visco-elastic cells
- Ideal for anyone working for long periods of time
- Built-in fixing straps
- Removable cover for washing
- Lightweight and easy to transport



**BCS801** (Standard)

**BCS8011** (Transit)

**ERGO DRIVER**

ErgoDriver is a back support that has been specifically designed for use by drivers to provide postural support while driving. Designed in collaboration with the RAC, the ErgoDriver system keeps drivers comfortable and on the road. The support will fit to most vehicle seats, including cars, vans, LGV's, HGV's, coaches and industrial vehicles.

- Back support designed for use in vehicles
- 3 main configurations available
- Sacral and thoracic upgrades available
- Air cells individually inflatable
- Memory foam comfort layer
- Breathable Spacetec 3D fabric
- Secures via a 3-way harness
- Portability ensures multi-vehicle use



**PORTABLE LUMBAR SUPPORT**



Portable Lumbar Support is a moulded support that offers comfort and relief for the lumbar region. The support features an adjustable strap that enables quick and easy attachment to most chairs, making it the ideal solution for agile working and travelling.

- Super slim moulded Visco elastic memory foam
- Lightweight and portable
- Luxury velour cover provides extra comfort



**BCS853**

**LUMBAR ROLLS**



Lumbar Roll attaches to your chair and helps to align your lower back so you can sit with improved posture. The lumbar roll features an adjustable strap for quick and easy attachment to most chairs, making it ideal for agile working and travelling.

- Lumbar roll provides lower back support
- Lightweight and portable



**BCS2088357 (4")**

**BCS2088355 (5")**

**D LUMBAR ROLLS**



D Lumbar Roll attaches to your chair and helps to align your lower back. The lumbar roll features a flat side for stability and an adjustable strap for quick and easy attachment to most chairs. Ideal for agile working and travelling.

- D shape ensures stability
- Lightweight and portable



**BCS2088354 (4")**

**BCS2088355 (5")**

**BCS2088359 (Memory Foam)**

**WINGED LUMBAR SUPPORT**



Winged Lumbar Support provides enhanced back support with the wing shape that ensures improved lateral stability. The adjustable strap enables quick and easy attachment making it the ideal solution for mobile workers and frequent travellers.

- Lightweight and portable
- Flexible straps for fitting to most chairs



**BCS2088350 (Standard Foam)**

**BCS2088351 (Memory Foam)**

# SEAT SUPPORTS



SCAN TO SEE  
ALL SEAT  
SUPPORTS

## PRESSURE RELIEVING CUSHION



Pressure Relieving Cushion is designed for users who are sitting in the same position for significant lengths of time, such as wheelchair users. The moulded Visco elastic memory foam provides improved pressure reduction and provides optimal comfort and stability.

- Distributes weight and moulds to users' shape
- Helps to cool and wick moisture



**BCS2088526**

## TEMPUR SEAT CUSHION & WEDGE



Tempur Seat Wedge and Cushion support are designed to enhance your comfort when sitting. The supportive Tempur material distributes your weight evenly across the surface, resulting in comfortable seating for prolonged periods of time.

- Shaped from pressure relieving Tempur material
- Improves sitting comfort and relieves numbness
- Fabric cover is removable for washing



**BCS802 (Cushion)**

**BCS8021 (Wedge)**

## WEDGE SUPPORT



Wedge Support improves your comfort and posture when sitting and can be used on most chairs and in particular car seats. The supports are portable so you can benefit from them everywhere.

- Improves posture
- Can be used on most chairs
- Available with or without coccyx relief cutout



**BCS208851 (11°), BCS2088511 (11° Coccyx)**

**BCS2088512 (Slimline), BCS2088511 (Slimline Coccyx)**

## MEMORY FOAM WEDGE SUPPORT



Memory Foam Wedge Support improves your comfort and posture when sitting and can be used on most chairs, including car seats. Portability ensures improved posture wherever you are.

- Improves posture
- Can be used on most chairs
- Ideal for driving
- Available with or without coccyx relief cutout



**BCS2088515**

**BCS2088516 (Coccyx Cut-Out)**

## SWIVEL SEAT



Swivel Seat has been designed to help you get in and out of your car without struggling. The seat positions and contours to your car seat and conveniently swivels in both directions. The device is easy to install, securing via its built-in strap.

- High-quality cushioned seat
- Glides user in and out of cars without struggle
- Contours to the seat and swivels in both directions
- Built-in strap secures the seat into position



**BCS76234**

## IAMCOMFI COCCYX SEAT CUSHION



Iamcomfi Coccyx Seat Cushion is an orthopaedic memory foam seat cushion designed to offer relief to those who sit for extended periods of time at work or in the car.

- Constructed from high-density memory foam
- Ergonomic design moulds to your body shape
- Features pressure-relieving coccyx cut-out
- Suitable for the office, home and car



**BCS812**



# SUPPORT BELTS

## CORRECTING SHOULDER BRACE



Correcting Shoulder Support Brace is a unisex support that corrects round shoulders and relieves upper back pain. The back support can be worn discreetly under clothing for ongoing support and a front fastener facilitates easy use.

- Gentle and flexible support
- Can be worn under clothing
- Front fastening for easy use
- Available in four sizes



**BCS8537**

## HEAVY-DUTY BACK SUPPORT BELT



Heavy-Duty Back Support Belt provides compressive support and stability for your mid and lower back. As a heavy-duty support belt it is ideal for those heavy jobs or those individuals whose work involves strenuous, manual handling tasks.

- Compressive support and stability
- Removable back protection pad and side pulls give additional support
- Available in 4 sizes for individual fit



**BCS8538**

## PREGNANCY SUPPORT BELT



Pregnancy Support Belt will help support your foetus during pregnancy by providing some light compression underneath your abdomen. It will also support your lumbar spine and sacroiliac joint, during pregnancy.

- Ergonomically fits body contours during pregnancy
- Helps manage lower back pain
- Enables participation in everyday activities
- Can be used postnatally to aid recovery



**BCS8531**

## UNIVERSAL BACK SUPPORT BELT



Universal Back Support Belt is suitable for central and lower back pain, providing gentle and flexible support. Used in clinical practices for many years it is designed to help stabilise the hips and pelvis through compression, but without restricting movement.

- Ideal for central and lower back pain
- Helps stabilise the hips and pelvis through compression, without restricting movement
- Detachable side pulls give additional support



SCAN TO SEE  
ALL SUPPORT  
BELTS



SCAN TO SEE  
ALL MATERNITY  
BELTS



**BCS85381**

## SACROILIAC BACK SUPPORT BELT



Sacroiliac Back Support Belt is a lower back support belt that is ideal for a number of issues, including hip and lower back pain, pelvis instability and sacroiliac syndrome. The back support offers gentle and flexible stability, allowing you to recover meaningfully.

- Gentle and flexible support
- Immobilises injured areas and assists in recovery
- Makes transitional movements more comfortable
- Helps alleviate back pain



**BCS85812**

## PREGNANCY SUPPORT BELT TRI-FIT



Pregnancy Support Belt Tri-Fit has been designed to be used throughout all stages of pregnancy and allows you to wear it in three configurations. It provides sacroiliac and pubic support as well as relieving backache and fatigue.

- Provides support throughout pregnancy
- Can be worn in 3 different configurations
- Can be worn under everyday clothing
- Available in 7 sizes



**BCS8532**

# ADDITIONAL INFORMATION

## MISSION STATEMENT

Our mission is to help employers, staff and individuals overcome physical workplace barriers by providing cutting edge ergonomic advice and equipment.

## DELIVERY SERVICE

For all stock orders, we aim to deliver the goods within 4 working days however delivery is often quicker. Any stock items where personal delivery & setup is selected will aim to be delivered within 10 working days - we will contact to arrange a suitable delivery date. The delivery time of non-stock goods may vary but we will keep you updated regularly with ETA's.

Box delivered desks are sent flat packed for self-assembly, some chairs may also require basic assembly when box delivered, however, you can request that we deliver and set up the goods for you at an additional charge.

## RETURNS

We hope you are very happy with your goods, however if you feel a product is not suitable and would like advice on alternative products please get in touch. In all cases where goods are to be returned, the customer must obtain a returns note and number. Goods must be returned during business hours, carriage paid, in perfect condition and in the original intact packaging. The delivery note and returns note must be enclosed in the packaging. Goods not returned in the original packaging are non-refundable. Some items cannot be returned, examples include software if the seal is broken on the wrapping and tailor-made or personalised goods. In all cases any carriage costs paid are non-returnable and in cases where an alternative product is not requested a cancellation charge may apply. Visit here for more information [backcs.co.uk/delivery-returns](https://backcs.co.uk/delivery-returns).

## STOCK LEVELS

We understand just how important it is for you to have the products you need as quickly as possible. Because we are one of the UK's largest stockists of ergonomic products we are able to service your order quickly and efficiently.

## SUITABILITY TRIALS

We offer a two week suitability trial on all our stock items. This allows you to trial products to make sure they are appropriate to your needs.

## CHAIR SERVICING

Like anything mechanical, chairs need maintaining for optimum performance. No matter what the quantity, we can service, clean and lubricate chairs to make them good as new. On re-delivery we also provide the same great service we do on our brand new chairs with setup and training to ensure customers get the most from their chairs.

## ACCESS TO WORK

Access to Work (ATW) is a government scheme that can help if you have a health issue or disability which affects your capacity to work. ATW offer advice and may pay towards equipment you need at work as well as adapting premises to suit your needs. Please contact us to find out more about our involvement with ATW.

## DISABLED STUDENT ALLOWANCE

The Disabled Students' Allowance (DSA) is a government grant for disabled UK students enrolled on full-time higher education courses. The grant can cover costs if a student requires specialist equipment to complete their studies. We assess students for any equipment needed and provide a quote. If you qualify for DSA funding or require further information then please contact us.

## OFFICE FIT-OUTS & CONTRACTS

Our extensive product range enables us able to offer you high quality ergonomic solutions that are appropriate for your contracting and office fitting requirements.

## EQUIPMENT HIRE

We have options available if you require chair hire for short periods of time. Please get in touch to discuss.

## FINANCE

Working with a leading finance company in the furniture market, we can provide packages to help finance your purchase from us. Please contact us for more information.

## SHOWROOM

We have a brilliant showroom in Bamber Bridge, Lancashire where you can trial our full range of ergonomic office and mobility products under the supervision of one of our expert advisors.

Our ergonomic experts will be able to advise you on appropriate products from ergonomic chairs and sit-stand desks to laptop stands and ergonomic mice. An additional benefit of making a showroom visit is that a wide range of products can be purchased on the day. This will allow you to start working in comfort right away. We also have a private assessment room that can be booked for your appointment so you can discuss your medical conditions and requirements in private.

If you would like to visit our showroom then please scan the QR code. For the visit please let us know if you would like to have use of the private assessment room and if there are any specific products you would like to trial.



## ERGO TRAIN


Our new Ergo Train series of events have been developed to provide you and your company with ergonomic training, product knowledge and industry trends. The events have been developed for you and your colleagues to learn about ergonomics and the products available. The focus is on how these products work and how they can help users across a broad range of needs enjoy greater wellbeing and improved productivity in the workplace.

Ergo Train events are available as classroom and virtual formats and they are completely FREE. Please visit [backcs.co.uk/ergo-train/](https://backcs.co.uk/ergo-train/) or scan QR code for further information.



## TERMS & CONDITIONS

Our terms and conditions can be found here [backcs.co.uk/terms-conditions](https://backcs.co.uk/terms-conditions). Or you can find them by scanning the QR code.



ULTRABOARD 950 KEYBOARD



The Old Bakery, Club Street, Bamber Bridge, PR5 6FN

Enquiries: [office@backcs.co.uk](mailto:office@backcs.co.uk) Sales: [sales@backcs.co.uk](mailto:sales@backcs.co.uk) Visit: [backcs.co.uk](http://backcs.co.uk) Tel: 01772 330333



Backcare2



Back Care Solutions Ltd



Backcaresolutions



Backcare2