

THE BAMBOO FLOORING COMPANY



EST. 2004



By sourcing PEFC products, we are supporting sustainably managed forests globally
www.pefc.co.uk

QUALITY IN EVERY STEP

Welcome to The Bamboo Flooring Company

CONTENTS

- 3** Environmental benefits
- 4** Practical benefits of bamboo flooring
- 5** What makes bamboo so unique?
- 6 - 7** Bamboo styles & finishes explained
- 8 - 11** Solid bamboo flooring
- 12 - 30** Strand woven bamboo flooring
- 31** General maintenance & cleaning
- 32 - 33** Flooring comparison chart
- 34** Bamboo profiles
- 35 - 36** Flooring installation & accessories
- 37** Frequently asked questions
- 38** Measuring your room & delivery Info

ABOUT US

The UK's largest supplier of bamboo flooring based in the heart of Leicestershire. Established in 2004, our three main aims are to provide flooring that is eco-friendly, cost effective and unique to any other product in the flooring marketplace.



Our team strives to provide quality products, great knowledge and fantastic customer service whether you shop online or in-store.

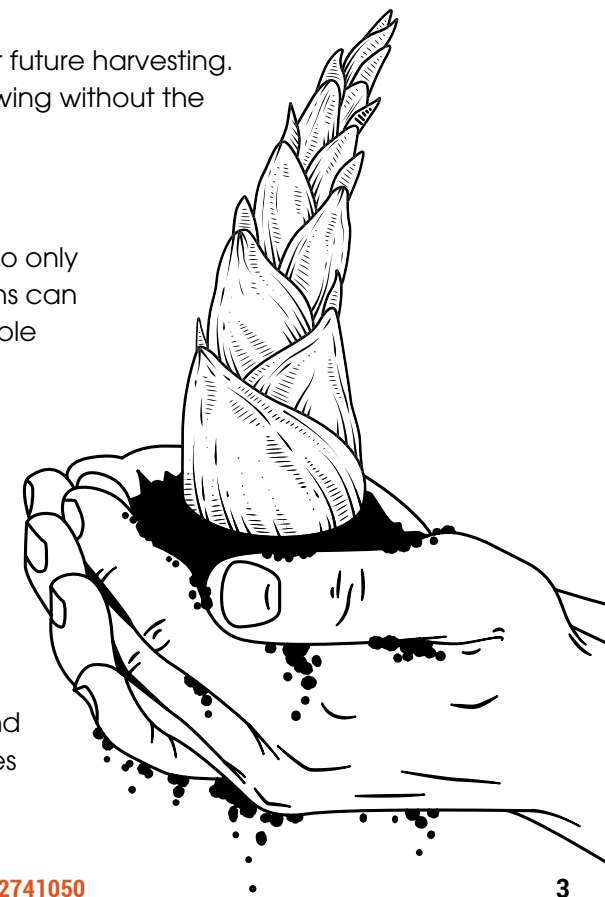
Many of our products are delivered nationwide, throughout Europe and to many other destinations across the world, so no matter where you are we can deliver direct to your door.

We are always on the lookout for the latest flooring trends to help give you the widest selection of choice, so check out our bamboo flooring range and find the right floor for you.

The Bamboo Flooring Team

Environmental Benefits

- **Clean Air**
Our bamboo floors have been certified by 'Floor Score' which assures our customers that no Volatile Organic Compounds (VOCs) from the flooring will affect your indoor air quality or have any negative health effects. 
- **Vegan**
We are proud to be the first flooring company in the world carry the Vegan Trademark. All of our floors, including the adhesives, stains and lacquers which are used in production, are completely free of animal products or testing. 
- **Future proof**
Bamboo is a grass and great care is taken to preserve the root for future harvesting. When cultivated in this way, the bamboo can naturally keep growing without the need of replanting vast areas of a plantation.
- **From stem to strip**
Hardwood alternatives reach maturity in around 25 years. Bamboo only takes 5 years until it is ready to harvest and within just a few months can grow about six feet in height, making it the most sensible, renewable and abundant resource for flooring.
- **Preservation**
Bamboo releases around 35% more oxygen into the air than similar sized trees, matures much quicker and in turn helps to improve soil conditions and prevent erosion due to not having to be replanted once cut.
- **Maintenance free**
Plantations of bamboo require very little maintenance, energy and water to grow. It can also be grown without the need of pesticides or chemicals because of its own anti-bacterial agent.



Practical benefits of bamboo flooring



Water & slip-resistant

Moisture resistant and ideal for kitchen use. Firm under foot, with a slip resistance value of R10 - the highest slip rating available*.



Dirt repelling & low maintenance

The lacquered surface repels dirt, spills and dust mites. Sweep, mop or vacuum to keep your floor clean and hygienic.



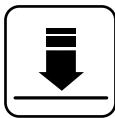
Mark & stain-resistant

Tougher than oak, Strand Woven bamboo flooring can withstand a lot. Marks and stains can be easily removed from the lacquered surface.




Sandable surface

Sand back the surface up to 3 times and keep your bamboo floor looking its best for years to come (Natural & Carbonised colours only).



Minimal Indentation

Our Strand Woven bamboo is proven to withstand wear for years from high heels and stains, ideal for high traffic areas.



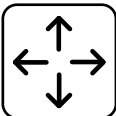
Underfloor heating compatible

Bamboo has a natural warmth and comes with a guarantee for use with underfloor heating (Selected floors only).

*Only available on our Uniclic® Strand Woven & Parquet Block bamboo flooring range



What makes bamboo so unique?



Minimal shrinkage & expansion

Bamboo flooring is extremely stable due to its construction, giving high dimensional stability to every plank.




Natural look & feel

Natural in every way, bamboo flooring is a refreshing take on traditional wood thanks to its unique grain and texture.



Warranty

Quality guaranteed. 25 year residential and 10 year commercial structural warranty.



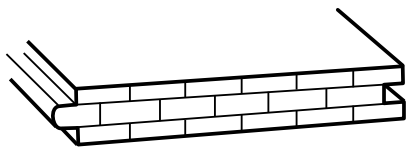
Micro bevelled

A bevelled edge around each plank gives bamboo flooring an even more distinctive look and feel.

Bamboo styles & finishes explained

Our bamboo flooring is available in various different colours, sizes and profiles. Whether it be for a kitchen, lounge or another room in your home, this flooring guide will help you make the right choice.

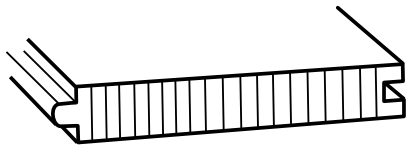
Construction Types



Horizontal Bamboo

The bamboo strips are glued together horizontally to form the plank. The characteristic bamboo knots are clearly visible on the surface.

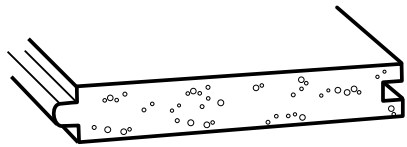
This flooring construction has the same hardness rating as oak.



Vertical Bamboo

The strips of bamboo are glued together vertically to form the plank. The bamboo grain appears thinner and is less evident on the surface.

This flooring construction has the same hardness rating as oak.



Strand Woven Bamboo

The surface grain is random as the strips of bamboo are torn into strands and then compressed with a resin using a cold press to form the plank.

This flooring construction is twice as hard as oak.

Profiles & installation



Tongue & Groove (Horizontal, Vertical & Strand Woven)

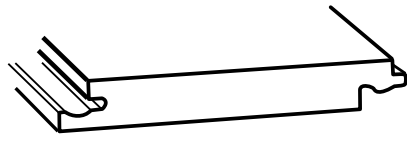
The solid tongue and groove profile is finished with a satin-matt lacquer. This must be glued together over an underlay or glued directly down to the subfloor.



Tongue & Groove - Parquet Block (Strand Woven only)

The solid tongue and groove profile for our parquet block features a Bona matt/anti-slip lacquered surface finish. This can only be glued directly down to the subfloor.

This product is fully compatible with Under Floor Heating.

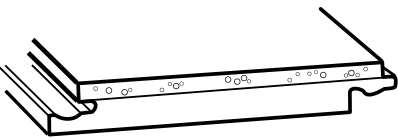


Solid Uniclic® (Strand Woven only)

The solid Uniclic® patented design clicks together without the need for glue. The surface is finished with Bona matt anti-slip lacquer and can be installed over underlay or glued directly to the subfloor.

This product is fully compatible with Under Floor Heating.

Continued...



Engineered Uniclic® (Strand Woven only)

The engineered Uniclic® patented design features a wear layer of bamboo that is glued to a plywood base and clicks together without the need for glue. The surface is finished with Bona matt anti-slip lacquer and can be installed over underlay or glued directly to the subfloor.

This product is fully compatible with Under Floor Heating.

Colour Options



Natural

The natural colour of bamboo.




Brushed

Carbonised in colour with a wire brushed surface that gives more depth and texture.




Carbonised

A heat treated bamboo that turns brown during the process*.



Rustic

Carbonised in colour with black streaks added to the surface.




Stone Grey

Grey coloured stain with distressed features added to the surface.



Chestnut

Chestnut coloured stain with distressed features added to the surface.



Pebble

A light grey pebble coloured stain with distressed features added to the surface.



Autumn Hazelnut

Hazelnut coloured stain with distressed features added to the surface.



Antique Taupe

Taupe coloured stain with distressed features added to the surface.



Granite Grey

Grey coloured stain with distressed features added to the surface.

*The carbonising process creates a darker shade with our strand woven bamboo products



Details

Finish

Pre-finished with 6 coats of satin German lacquer, Inc UV protection

Profile Type

Tongue and groove with a micro bevelled edge around all four sides of each plank

Construction

15mm thick solid bamboo flooring glued in horizontal slats to create a wide grain look

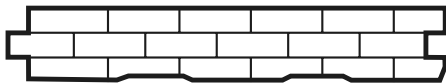
Installation

Float over underlay, secret nail or glue directly down to subfloor (using Osmo MS Wood Floor Adhesive)

* Flooring colours may appear differently depending on the shape, size and lighting of the room

F1005 Solid Natural Horizontal Bamboo Flooring

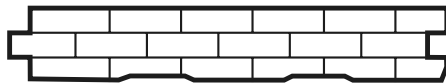
Board Size: (L) 960mm x (W) 96mm x (D) 15mm



* Flooring colours may appear differently depending on the shape, size and lighting of the room

F1007 Solid Carbonised Horizontal Bamboo Flooring

Board Size: (L) 960mm x (W) 96mm x (D) 15mm



Details

Finish

Pre-finished with 6 coats of satin German lacquer, Inc UV protection

Profile Type

Tongue and groove with a micro bevelled edge around all four sides of each plank

Construction

15mm thick solid bamboo flooring glued in horizontal slats to create a wide grain look

Installation

Float over underlay, secret nail or glue directly down to subfloor (using Osmo MS Wood Floor Adhesive)



Details

Finish
Pre-finished with 6 coats of satin German lacquer, Inc UV protection

Profile Type
Tongue and groove with a micro bevelled edge around all four sides of each plank

Construction
15mm thick solid bamboo flooring glued in vertical slats to create a narrow grain look

Installation
Float over underlay, secret nail or glue directly down to subfloor (using Osmo MS Wood Floor Adhesive)

* Flooring colours may appear differently depending on the shape, size and lighting of the room

F1006 Solid Natural Vertical Bamboo Flooring

Board Size: (L) 960mm x (W) 96mm x (D) 15mm



* Flooring colours may appear differently depending on the shape, size and lighting of the room

F1008 Solid Carbonised Vertical Bamboo Flooring

Board Size: (L) 960mm x (W) 96mm x (D) 15mm



Details

Finish
Pre-finished with 6 coats of satin German lacquer, Inc UV protection

Profile Type
Tongue and groove with a micro bevelled edge around all four sides of each plank

Construction
15mm thick solid bamboo flooring glued in vertical slats to create a narrow grain look

Installation
Float over underlay, secret nail or glue directly down to subfloor (using Osmo MS Wood Floor Adhesive)



Details

Parquet block pattern formation

Herringbone
Laid out at a 45° angle

Brickbond
Laid out parallel

Basket Weave
Laid out at a 90° angle

floor score
CERTIFIED BY SCS Global Services

Vegan

PEFC
PEFC/16-37-2431
www.pefc.co.uk

By sourcing PEFC products, we are supporting sustainably managed forests globally

Pack Coverage: 1.134m²
(28 planks per pack)

floor score
CERTIFIED BY SCS Global Services

Vegan

PEFC
PEFC/16-37-2431
www.pefc.co.uk

By sourcing PEFC products, we are supporting sustainably managed forests globally

Pack Coverage: 1.134m²
(28 planks per pack)

Parquet block pattern formation

Herringbone
Laid out at a 45° angle

Brickbond
Laid out parallel

Basket Weave
Laid out at a 90° angle

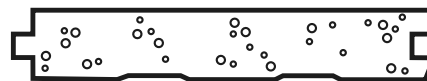


Details

* Flooring colours may appear differently depending on the shape, size and lighting of the room

Bona® F1038 Solid Carbonised Strand Woven Parquet Block Bamboo Flooring

Board Size: (L) 450mm x (W) 90mm x (D) 12mm

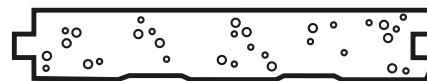


TONGUE & GROOVE FIT **2X HARDER THAN OAK** **UNDERFLOOR HEATING USE** **25 YEAR WARRANTY** **GLUE DOWN** **MATT LACQUER** **FLAT FINISH** **RESIDENTIAL USE** **COMMERCIAL USE**

* Flooring colours may appear differently depending on the shape, size and lighting of the room

F1059 Bona® Solid Natural Strand Woven Parquet Block Bamboo Flooring

Board Size: (L) 450mm x (W) 90mm x (D) 12mm



TONGUE & GROOVE FIT **2X HARDER THAN OAK** **UNDERFLOOR HEATING USE** **25 YEAR WARRANTY** **GLUE DOWN** **MATT LACQUER** **FLAT FINISH** **RESIDENTIAL USE** **COMMERCIAL USE**

Finish

Pre-finished with Matt Bona Naturale Anti-Slip lacquer, Inc UV protection.

Profile Type

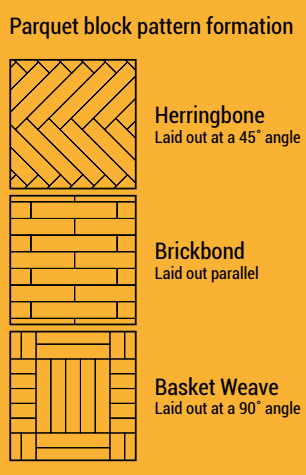
Tongue & Groove with a micro bevelled edge around all four sides of each plank.

Construction

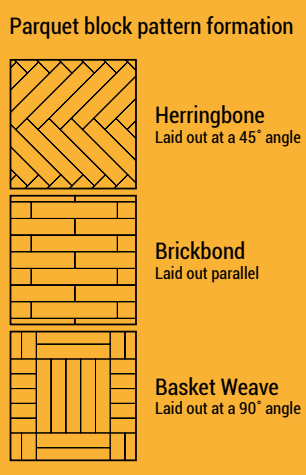
Strands of bamboo crushed together with a resin using a cold press (2x harder than Horizontal & Vertical bamboo flooring)

Installation

Glue directly down to subfloor (using Osmo MS Wood Floor Adhesive)



Pack Coverage: 1.134m²
(28 planks per pack)



Pack Coverage: 1.134m²
(28 planks per pack)



Details

Finish

Distressed Surface and Pre-finished with Matt Bona Naturale Anti-Slip lacquer, Inc UV protection.

Profile Type

Tongue & Groove with a micro bevelled edge around all four sides of each plank.

Construction

Strands of bamboo crushed together with a resin using a cold press (2x harder than Horizontal & Vertical bamboo flooring)

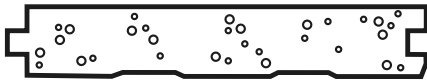
Installation

Glue directly down to subfloor (using Osmo MS Wood Floor Adhesive)

* Flooring colours may appear differently depending on the shape, size and lighting of the room

Bona® F1070 Solid Stone Grey Strand Woven Parquet Block Bamboo Flooring

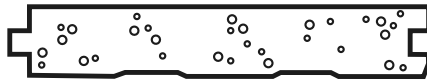
Board Size: (L) 450mm x (W) 90mm x (D) 12mm



* Flooring colours may appear differently depending on the shape, size and lighting of the room

F1072 Bona® Solid Chestnut Strand Woven Parquet Block Bamboo Flooring

Board Size: (L) 450mm x (W) 90mm x (D) 12mm



Details

Finish

Distressed Surface and Pre-finished with Matt Bona Naturale Anti-Slip lacquer, Inc UV protection.

Profile Type

Tongue & Groove with a micro bevelled edge around all four sides of each plank.

Construction

Strands of bamboo crushed together with a resin using a cold press (2x harder than Horizontal & Vertical bamboo flooring)

Installation

Glue directly down to subfloor (using Osmo MS Wood Floor Adhesive)




CERTIFIED BY
SCS Global Services




By sourcing PEFC
products, we are
supporting sustainably
managed forests
globally
PEFC/16-37-2431
www.pefc.co.uk


CERTIFIED BY
SCS Global Services




By sourcing PEFC
products, we are
supporting sustainably
managed forests
globally
PEFC/16-37-2431
www.pefc.co.uk

Pack Coverage: 2.29m²
(20 planks per pack)

Pack Coverage: 2.29m²
(20 planks per pack)



Details

Finish
Pre-finished with Matt Bona Naturale Anti-Slip lacquer, Inc UV protection.

Profile Type
Uniclic® patented design with a micro bevelled edge around all four sides of each plank. This requires no glue when fitting.

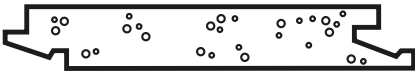
Construction
Strands of bamboo crushed together with a resin using a cold press (2x harder than Horizontal & Vertical bamboo flooring)

Installation
Float over underlay or glue directly down to subfloor (using Osmo MS Wood Floor Adhesive).

* Flooring colours may appear differently depending on the shape, size and lighting of the room

Bona® UNICLIC® F1037
Solid Natural Strand Woven
125mm Bamboo Flooring

Board Size: (L) 915mm x (W) 125mm x (D) 10mm




CLICK FIT


2X HARDER
THAN OAK


UNDERFLOOR
HEATING USE


25
YEAR


FLOAT OVER
UNDERLAY


GLUE DOWN


MATT
LACQUER


FLAT FINISH


RESIDENTIAL
USE


COMMERCIAL
USE

Details

Finish
Pre-finished with Matt Bona Naturale Anti-Slip lacquer, Inc UV protection.

Profile Type
Uniclic® patented design with a micro bevelled edge around all four sides of each plank. This requires no glue when fitting.

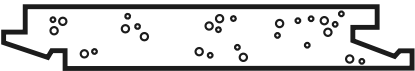
Construction
Strands of bamboo crushed together with a resin using a cold press (2x harder than Horizontal & Vertical bamboo flooring)

Installation
Float over underlay or glue directly down to subfloor (using Osmo MS Wood Floor Adhesive).

* Flooring colours may appear differently depending on the shape, size and lighting of the room

F1039 UNICLIC® Bona®
Solid Carbonised Strand Woven
125mm Bamboo Flooring

Board Size: (L) 915mm x (W) 125mm x (D) 10mm




CLICK FIT


2X HARDER
THAN OAK


UNDERFLOOR
HEATING USE


25
YEAR


FLOAT OVER
UNDERLAY


GLUE DOWN


MATT
LACQUER


FLAT FINISH


RESIDENTIAL
USE


COMMERCIAL
USE



Details

Finish

Distressed surface features with a Chestnut stain applied. Pre-finished with Matt Bona Naturale Anti-Slip lacquer, Inc UV protection.

Profile Type

Uniclic® patented design with a micro bevelled edge around all four sides of each plank. This requires no glue when fitting.

Construction

Strands of bamboo crushed together with a resin using a cold press (2x harder than Horizontal & Vertical bamboo flooring)

Installation

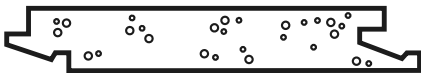
Float over underlay or glue directly down to subfloor (using Osmo MS Wood Floor Adhesive).



* Flooring colours may appear differently depending on the shape, size and lighting of the room

Bona® UNICLIC® F1058 Solid Chestnut Strand Woven 125mm Bamboo Flooring

Board Size: (L) 915mm x (W) 125mm x (D) 10mm



Details

Finish

Distressed surface features with a grey stain applied. Pre-finished with Matt Bona Naturale Anti-Slip lacquer, Inc UV protection.

Profile Type

Uniclic® patented design with a micro bevelled edge around all four sides of each plank. This requires no glue when fitting.

Construction

Strands of bamboo crushed together with a resin using a cold press (2x harder than Horizontal & Vertical bamboo flooring)

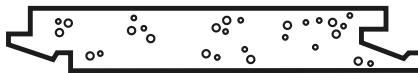
Installation

Float over underlay or glue directly down to subfloor (using Osmo MS Wood Floor Adhesive).

* Flooring colours may appear differently depending on the shape, size and lighting of the room

F1061 UNICLIC® Bona® Solid Pebble Strand Woven 125mm Bamboo Flooring

Board Size: (L) 915mm x (W) 125mm x (D) 10mm





By sourcing PEFC products, we are supporting sustainably managed forests globally
PEFC/16-37-2431 www.pefc.co.uk

Pack Coverage: 2.29m²
(20 planks per pack)



By sourcing PEFC products, we are supporting sustainably managed forests globally
PEFC/16-37-2431 www.pefc.co.uk

Pack Coverage: 2.29m²
(20 planks per pack)



Details

Finish

Distressed surface features with a hazelnut stain applied. Pre-finished with Matt Bona Naturale Anti-Slip lacquer, Inc UV protection.

Profile Type

Uniclic® patented design with a micro bevelled edge around all four sides of each plank. This requires no glue when fitting.

Construction

Strands of bamboo crushed together with a resin using a cold press (2x harder than Horizontal & Vertical bamboo flooring)

Installation

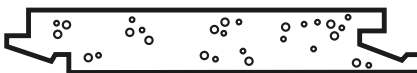
Float over underlay or glue directly down to subfloor (using Osmo MS Wood Floor Adhesive).



* Flooring colours may appear differently depending on the shape, size and lighting of the room

Bona® UNICLIC® F1062 Solid Autumn Hazelnut Strand Woven 125mm Bamboo Flooring

Board Size: (L) 915mm x (W) 125mm x (D) 10mm



Details

Finish

Distressed surface features with a Antique Taupe stain applied. Pre-finished with Matt Bona Naturale Anti-Slip lacquer, Inc UV protection.

Profile Type

Uniclic® patented design with a micro bevelled edge around all four sides of each plank. This requires no glue when fitting.

Construction

Strands of bamboo crushed together with a resin using a cold press (2x harder than Horizontal & Vertical bamboo flooring)

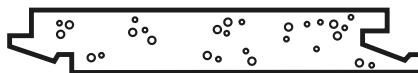
Installation

Float over underlay or glue directly down to subfloor (using Osmo MS Wood Floor Adhesive).

* Flooring colours may appear differently depending on the shape, size and lighting of the room

F1063 UNICLIC® Bona® Solid Antique Taupe Strand Woven 125mm Bamboo Flooring

Board Size: (L) 915mm x (W) 125mm x (D) 10mm





By sourcing PEFC products, we are supporting sustainably managed forests globally
PEFC/16-37-2431 www.pefc.co.uk

Pack Coverage: 1.5m²
(6 planks per pack)



By sourcing PEFC products, we are supporting sustainably managed forests globally
PEFC/16-37-2431 www.pefc.co.uk

Pack Coverage: 1.5m²
(6 planks per pack)



Details

Finish

Pre-finished with Matt Bona Naturale Anti-Slip lacquer, Inc UV protection.

Profile Type

Uniclic® patented design with a micro bevelled edge around all four sides of each plank. This requires no glue when fitting.

Construction

Strands of bamboo crushed together with a resin using a cold press (2x harder than Horizontal & Vertical bamboo flooring)

Installation

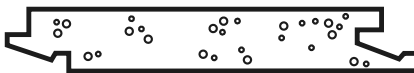
Float over underlay or glue directly down to subfloor (using Osmo MS Wood Floor Adhesive).



* Flooring colours may appear differently depending on the shape, size and lighting of the room

Bona® UNICLIC® F1040 Solid Natural Strand Woven 135mm Bamboo Flooring

Board Size: (L) 1850mm x (W) 135mm x (D) 14mm



Details

Finish

Pre-finished with Matt Bona Naturale Anti-Slip lacquer, Inc UV protection.

Profile Type

Uniclic® patented design with a micro bevelled edge around all four sides of each plank. This requires no glue when fitting.

Construction

Strands of bamboo crushed together with a resin using a cold press (2x harder than Horizontal & Vertical bamboo flooring)

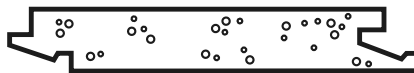
Installation

Float over underlay or glue directly down to subfloor (using Osmo MS Wood Floor Adhesive).

* Flooring colours may appear differently depending on the shape, size and lighting of the room

F1041 UNICLIC® Bona® Solid Carbonised Strand Woven 135mm Bamboo Flooring

Board Size: (L) 1850mm x (W) 135mm x (D) 14mm





By sourcing PEFC products, we are supporting sustainably managed forests globally
PEFC/16-37-2431 www.pefc.co.uk

Pack Coverage: 1.5m²
(6 planks per pack)



By sourcing PEFC products, we are supporting sustainably managed forests globally
PEFC/16-37-2431 www.pefc.co.uk

Pack Coverage: 1.5m²
(6 planks per pack)



Details

Finish

Distressed surface features with a grey stain applied. Pre-finished with Matt Bona Naturale Anti-Slip lacquer, Inc UV protection.

Profile Type

Uniclic® patented design with a micro bevelled edge around all four sides of each plank. This requires no glue when fitting.

Construction

Strands of bamboo crushed together with a resin using a cold press (2x harder than Horizontal & Vertical bamboo flooring)

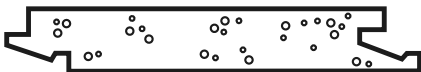
Installation

Float over underlay or glue directly down to subfloor (using Osmo MS Wood Floor Adhesive).

* Flooring colours may appear differently depending on the shape, size and lighting of the room

Bona® UNICLIC® F1057 Solid Stone Grey Strand Woven 135mm Bamboo Flooring

Board Size: (L) 1850mm x (W) 135mm x (D) 14mm



CLICK FIT



2X HARDER THAN OAK



UNDERFLOOR HEATING USE



25 YEAR WARRANTY



FLOAT OVER UNDERLAY



GLUE DOWN



MATT LACQUER



DISTRESSED FINISH



RESIDENTIAL USE

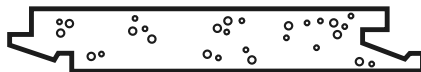


COMMERCIAL USE

* Flooring colours may appear differently depending on the shape, size and lighting of the room

F1056 UNICLIC® Bona® Solid Brushed Carbonised Strand Woven 135mm Bamboo Flooring

Board Size: (L) 1850mm x (W) 135mm x (D) 14mm



CLICK FIT



2X HARDER THAN OAK



UNDERFLOOR HEATING USE



25 YEAR WARRANTY



FLOAT OVER UNDERLAY



GLUE DOWN



MATT LACQUER



BRUSHED FINISH



RESIDENTIAL USE



COMMERCIAL USE

Details

Finish

Pre-finished with Matt Bona Naturale Anti-Slip lacquer, Inc UV protection. The wire brushed surface gives a textured feel.

Profile Type

Uniclic® patented design with a micro bevelled edge around all four sides of each plank. This requires no glue when fitting.

Construction

Strands of bamboo crushed together with a resin using a cold press (2x harder than Horizontal & Vertical bamboo flooring)

Installation

Float over underlay or glue directly down to subfloor (using Osmo MS Wood Floor Adhesive).





CERTIFIED BY
SCS Global Services



Vegan



PEFC
PEFC/16-37-2431
www.pefc.co.uk

By sourcing PEFC products, we are supporting sustainably managed forests globally

Pack Coverage: 1.5m²
(6 planks per pack)





CERTIFIED BY
SCS Global Services



Vegan



PEFC
PEFC/16-37-2431
www.pefc.co.uk

By sourcing PEFC products, we are supporting sustainably managed forests globally

Pack Coverage: 1.58m²
(6 planks per pack)



Details

- Finish**
Black streaks on the surface and around the edge of each plank. Pre-finished with Matt Bona Naturale Anti-Slip lacquer, Inc UV protection.
- Profile Type**
Uniclic® patented design with a micro bevelled edge around all four sides of each plank. This requires no glue when fitting.
- Construction**
Strands of bamboo crushed together with a resin using a cold press (2x harder than Horizontal & Vertical bamboo flooring)
- Installation**
Float over underlay or glue directly down to subfloor (using Osmo MS Wood Floor Adhesive).

* Flooring colours may appear differently depending on the shape, size and lighting of the room

Bona

UNICLIC

F1043

Solid Rustic Carbonised Strand Woven 135mm Bamboo Flooring

Board Size: (L) 1850mm x (W) 135mm x (D) 14mm





CLICK FIT



2X HARDER THAN OAK



UNDERFLOOR HEATING USE



25 YEAR WARRANTY



FLOAT OVER UNDERLAY



GLUE DOWN



MATT LACQUER



FLAT FINISH



RESIDENTIAL USE



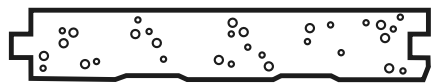
COMMERCIAL USE

* Flooring colours may appear differently depending on the shape, size and lighting of the room

F1014

Solid Natural Strand Woven 142mm Bamboo Flooring

Board Size: (L) 1850mm x (W) 142mm x (D) 14mm





TONGUE & GROOVE FIT



2X HARDER THAN OAK



25 YEAR WARRANTY



FLOAT OVER UNDERLAY



GLUE DOWN



SATIN-MATT LACQUER



FLAT FINISH



RESIDENTIAL USE



COMMERCIAL USE

Details

- Finish**
Pre-finished satin with 6 coats of German lacquer, Inc UV protection
- Profile Type**
Tongue and groove with a micro bevelled edge around all four sides of each plank
- Construction**
Strands of bamboo crushed together with a resin using a cold press (2x harder than Horizontal & Vertical bamboo flooring)
- Installation**
Float over underlay or glue directly down to subfloor (using Osmo MS Wood Floor Adhesive).



By sourcing PEFC products, we are supporting sustainably managed forests globally
www.pefc.co.uk

Pack Coverage: 1.58m²
(6 planks per pack)



Pack Coverage: 2.81m²
(8 planks per pack)



Details

Finish

Pre-finished satin with 6 coats of German lacquer, Inc UV protection

Profile Type

Tongue and groove with a micro bevelled edge around all four sides of each plank

Construction

Strands of bamboo crushed together with a resin using a cold press (2x harder than Horizontal & Vertical bamboo flooring)

Installation

Float over underlay or glue directly down to subfloor (using Osmo MS Wood Floor Adhesive).



* Flooring colours may appear differently depending on the shape, size and lighting of the room

F1013

Solid Carbonised Strand Woven 142mm Bamboo Flooring

Board Size: (L) 1850mm x (W) 142mm x (D) 14mm

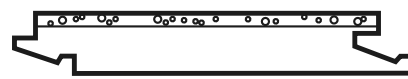


* Flooring colours may appear differently depending on the shape, size and lighting of the room

F1023 UNICLIC® Bona®

Engineered Natural Strand Woven 190mm Bamboo Flooring

Board Size: (L) 1850mm x (W) 190mm x (D) 14mm



Details

Finish

Pre-finished with Matt Bona Naturale Anti-Slip lacquer, Inc UV protection.

Profile Type

Uniclic® patented design with a micro bevelled edge around all four sides of each plank. This requires no glue when fitting.

Construction

Plywood base with a wear layer of strand woven on the surface (2x harder than Horizontal & Vertical bamboo flooring)

Installation

Float over underlay or glue directly down to subfloor (using Osmo MS Wood Floor Adhesive).



Pack Coverage: 2.81m2
(8 planks per pack)

Details

Finish
Pre-finished with Matt Bona Naturele Anti-Slip lacquer, Inc UV protection.

Profile Type
Uniclic® patented design with a micro bevelled edge around all four sides of each plank. This requires no glue when fitting.

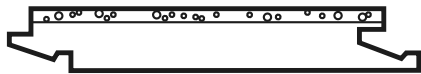
Construction
Plywood base with a wear layer of strand woven on the surface (2x harder than Horizontal & Vertical bamboo flooring)

Installation
Float over underlay or glue directly down to subfloor (using Osmo MS Wood Floor Adhesive).

* Flooring colours may appear differently depending on the shape, size and lighting of the room

Bona® UNICLIC® F1022 Engineered Carbonised Strand Woven 190mm Bamboo Flooring

Board Size: (L) 1850mm x (W) 190mm x (D) 14mm



General maintenance & cleaning

Keep your flooring looking fresh and clean with specially formulated solutions and specifically designed cleaning equipment to help make cleaning your bamboo floor quick and easy.

See our website for the full product range and further information.

The Bona Spray Mop is ergonomically designed to clean and maintain your flooring in a sweep - trigger handle releases cleaning spray onto floor surface. Ready to use and PH neutral, Bona cleaners are the perfect solution to keeping your floor looking its best.



Each Bona pad provides a different use -
(Blue) general clean
(Cream) deep clean
(White) dusting

Official distributors of

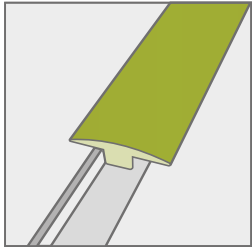
Bona®

Flooring comparison chart

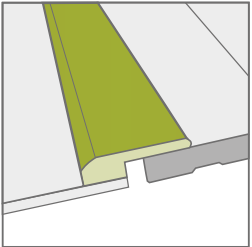
Product Name/Board Size	Page No.	Fitting Method	Pack Size	Installation Method	Structural Warranty
<div><div>Board Size: (L) 450 x (W) 90 x (D) 12mm</div><div><div></div></div><div>F1038 Solid Carbonised Strand Woven Parquet Block</div><div>F1070 Solid Stone Grey Strand Woven Parquet Block</div><div>F1059 Solid Natural Strand Woven Parquet Block</div><div>F1072 Solid Chestnut Strand Woven Parquet Block</div></div>	12 - 15	<div><div></div><div>Tongue & Groove</div></div>	28 x planks = 1.134m ²	Glue down only	Residential - 25yrs, Commercial - 10yrs
<div><div>Board Size: (L) 915 x (W) 125 x (D) 10mm</div><div><div></div></div><div>F1037 Solid Natural Strand Woven 125mm Uniclic®</div><div>F1058 Solid Chestnut Strand Woven 125mm Uniclic®</div><div>F1062 Solid Autumn Hazelnut Strand Woven 125mm Uniclic®</div><div>F1039 Solid Carbonised Strand Woven 125mm Uniclic®</div><div>F1061 Solid Pebble Strand Woven 125mm Uniclic®</div><div>F1063 Solid Antique Taupe Strand Woven 125mm Uniclic®</div></div>	16 - 21	<div><div>CLICK FIT</div><div>UNICLIC®</div></div>	20 x planks = 2.29m ²	Glue down or float over underlay	Residential - 25yrs, Commercial - 10yrs
<div><div>Board Size: (L) 960 x (W) 96 x (D) 15mm</div><div><div></div></div><div>F1005 Solid Natural Horizontal</div><div>F1007 Solid Carbonised Horizontal</div><div>F1006 Solid Natural Vertical</div><div>F1008 Solid Carbonised Vertical</div></div>	8 - 11	<div><div></div><div>Tongue & Groove</div></div>	24 x planks = 2.21m ²	Glue down, float over underlay or secret nail	Residential - 25yrs
<div><div>Board Size: (L) 1850 x (W) 135 x (D) 14mm</div><div><div></div></div><div>F1040 Solid Natural Strand Woven 135mm Uniclic®</div><div>F1043 Solid Rustic Carbonised Strand Woven 135mm Uniclic®</div><div>F1057 Solid Stone Grey Strand Woven 135mm Uniclic®</div><div>F1041 Solid Carbonised Strand Woven 135mm Uniclic®</div><div>F1056 Solid Brushed Carbonised Strand Woven 135mm Uniclic®</div></div>	22 - 26	<div><div>CLICK FIT</div><div>UNICLIC®</div></div>	6 x planks = 1.5m ²	Glue down or float over underlay	Residential - 25yrs, Commercial - 10yrs
<div><div>Board Size: (L) 1850 x (W) 142 x (D) 14mm</div><div><div></div></div><div>F1013 Solid Carbonised Strand Woven 142mm</div><div>F1014 Solid Natural Strand Woven 142mm</div></div>	27 - 28	<div><div></div><div>Tongue & Groove</div></div>	6 x planks = 1.58m ²	Glue down or float over underlay	Residential - 25yrs, Commercial - 10yrs
<div><div>Board Size: (L) 1850 x (W) 190 x (D) 14mm</div><div><div></div></div><div>F1022 Engineered Carbonised Strand Woven 190mm Uniclic®</div><div>F1023 Engineered Natural Strand Woven 190mm Uniclic®</div></div>	29 - 30	<div><div>CLICK FIT</div><div>UNICLIC®</div></div>	8 x planks = 2.81m ²	Glue down or float over underlay	Residential - 25yrs, Commercial - 10yrs

Bamboo profiles

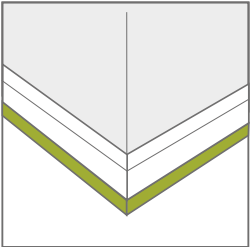
All our profiles are 100% solid bamboo and will further compliment your choice of bamboo flooring. Each profile is available in various colours to ensure you get a seamless finish throughout.



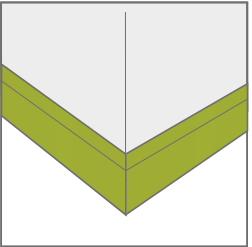
T-moulding
Used to cover the join between two floors of the same height.



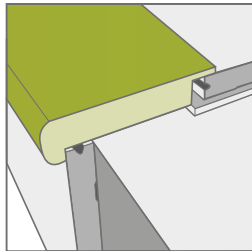
Threshold
For installing over carpet edges, lower flooring surfaces and perimeter walls.



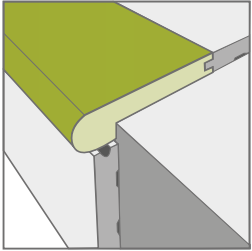
Quarter round
Covers the expansion gap when installing the bamboo flooring against existing skirting boards.



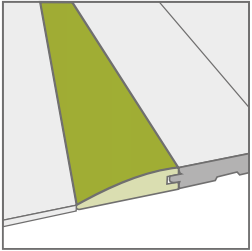
Skirting
Covers 10mm expansion gap between the bamboo flooring and wall.



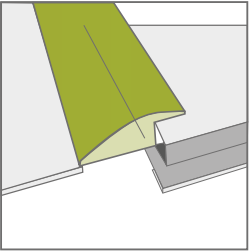
Lip over stair nosing
Covers a 90 degree angle of a stair tread. This product can be used with bamboo flooring that is floating over underlay. The bamboo flooring is used to then cover the remainder of the staircase.



Stair nosing
Covers a 90 degree angle of a stair tread. Bamboo flooring is used to cover the remainder of the staircase.



Flush reducer
Reduces the bamboo flooring down to a lower level e.g. a ceramic floor tile.



R-profile
Reduces the bamboo flooring down to a lower level e.g. a ceramic floor tile. Can be used when floating the bamboo flooring over underlay.

Apply Bona Vertical High Grab Adhesive to any of these bamboo profiles to ensure a secure, long lasting fit.



INSTALLATION TOP TIP

Flooring installation

Need to know more about how to install your flooring? We stock a complete range of accessories to help with your flooring installation, just ask our technical team for further information.

Flooring installation methods



FLOAT OVER UNDERLAY

- There are two methods of fitting when laying over underlay:
1. The Tongue and Groove method - the joints of the bamboo flooring are glued together with a WPVA glue over the underlay. The glue must be applied along the full length and width of each plank to ensure a solid, secure fit when dry. For high traffic areas it is recommended the bamboo flooring is glued directly down to the sub floor using a flexible adhesive.
 2. The Uniclic® method - each bamboo flooring plank is clicked together over the underlay without glue. For high traffic areas it is recommended the bamboo flooring is glued directly down to the sub floor using a flexible adhesive.



GLUE DOWN

The bamboo flooring is glued directly to a concrete or wooden subfloor. Flexible adhesive is trowelled across the subfloor and the planks are then bonded directly down.



SECRET NAIL

The bamboo flooring is 'secretly' nailed down to a wooden sub-floor which has a wood grain present. A specialist nail gun is used to insert the toothed nails at a 45 degree angle on the tongue side of our tongue and groove flooring.
This method of fitting only applies to our Horizontal and Vertical bamboo flooring constructions.

Accessories



Underlay

Cut to size and lay directly onto any subfloor. The flooring planks are then laid on top - tongue and groove boards are glued along the full length and width of each plank, our Uniclic® floors are clicked into position without the need for glue.

Our range of underlays are stocked for general use and Under Floor Heating use should you require a low tog rating.



Fibre boards

Similar to underlay in terms of use. Fibre boards are cut to size with a retractable blade knife and placed into position. Fibre boards help reduce undulations in the sub floor to give you a level floor area.



Flexible Adhesive

Applied with a notched trowel onto a concrete or wooden subfloor. Once the adhesive is spread, the flooring is then placed directly on top creating a full surface bond between the subfloor and floor covering.



Liquid DPM & primer

Applied with a roller, these products form a barrier between the concrete sub-floor and floor covering. Applying this prevents moisture rising from the concrete and attacking the flooring above, preventing board deformation.

Frequently asked question

Our trained staff are always on hand to help. Call **0116 2741050** or alternatively send us an email to our technical team to **mail@bambooflooringcompany.com**.

Is bamboo flooring compatible with underfloor heating?

Yes, all of our solid Uniclic®, engineered and parquet block bamboo floors are fully compatible with underfloor heating. When laying the bamboo flooring a specifically designed underfloor heating underlay can be used or you can adhere the boards directly to the subfloor using a flexible flooring adhesive. All products are very stable and can be used with both wet and electric types, providing the temperature levels are kept within the flooring manufacturers guidelines.

Do I need to treat bamboo flooring?

All of our bamboo floors are pre-finished and fully protected from wear and tear. If after years of heavy use your floor is starting to look tired then you will need to sand back all of the surface lacquer before applying at least two coats of new lacquer. This will bring your bamboo flooring back to its former glory and ensure many more years of use.

Can I use bamboo flooring in a bathroom?

No, we cannot recommend any of our bamboo flooring for bathroom use as they are not 100% waterproof. However, many customers do install in bathrooms without any problems. If you do decide to install bamboo flooring into a bathroom it is best to seal all the joints with WPVA glue and once fitted run clear silicone sealant around the outside to stop any water getting into the joints.

Can I float solid bamboo flooring over underlay?

Yes, both solid and engineered bamboo flooring can be floated over an underlay. Floating a floor is one of the quickest and easiest methods of installation. When installing any bamboo floor it is essential that the subfloor is checked and well prepared. It must be flat, level and dry before floating a bamboo floor over an underlay. Various types of underlay can be used, including sound proofing underlays, thermal barriers and special low tog underlays that can be used with an underfloor heating system.

Can you sand bamboo flooring?

Yes, all of our bamboo floors can be sanded down. If the flooring is stained then you will need to reapply the stain once sanded and then seal with a lacquer to ensure it is protected. Our carbonised floors are not stained but smoked, so the colour will be the same all the way through the board, eliminating the need to reapply a stain but a lacquer will still need to be applied to the surface.

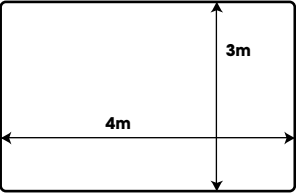
Can I install bamboo flooring in a kitchen?

Yes, all of our bamboo flooring is extremely versatile and can be installed in a kitchen. Bamboo makes a very stable and durable floor covering, so it is able to withstand small fluctuations in humidity, temperature, and moisture, which are all expected in a location such as a kitchen.

Measuring your room

Having problems calculating your room sizes? Send your floor plans by email and we can work them all out for you and email you back a quotation.

A

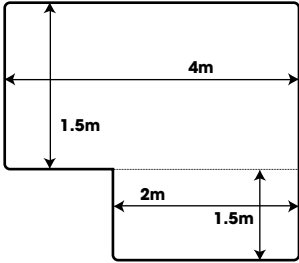


▲ Calculation of area A

1: 4m x 3m = 12m²

*Please note you must add 5% wastage to your total floor area amount.

B



◀ Calculation of area B

1: 1.5m x 4m = 6m²

2: 1.5m x 2m = 3m²

3: 6m² + 3m² = 9m²

*Please note you must add 5% wastage to your total floor area amount.

Delivery information

We deliver orders of flooring and accessories to the UK, Ireland and Europe. If you would like a quote please contact us via mail@bambooflooringcompany.com or call 0116 2741050.



Mainland UK


FREE delivery on all flooring orders over £500 before VAT (excluding Scottish Highlands and any isles)

For orders below this amount please go to our website or alternatively call us for a delivery price. Smaller orders can be delivered next working day if ordered before 1pm. Larger flooring orders can take 2-3 days to deliver.

When ordering online or by phone you can select your preferred day for delivery.

Ireland (2-3 day delivery)

Europe (2-6 day delivery)



notes...

Come & visit us today



Shop securely online at
www.bambooflooringcompany.com



Leicester Showroom

**Unit 5, Euston Street,
Freemens Common,
Leicester LE2 7ST**

Opening Times: Mon-Fri 8am-5:30pm, Sat 9am-1pm



London Display

**The Building Centre,
Store Street,
London WC1E 7BT**

Open to the public 6 days a week
Flooring and samples available on display



Swindon Display

**National Self Build & Renovation Centre,
Lydiard Fields, Great Western Way,
Swindon SN5 8UB**

Open to the public 6 days a week
Flooring on display, no samples available



Ambience
HARDWOOD FLOORING
EST. 2004

For quality hardwood flooring visit
www.ambiencehardwoodflooring.co.uk



PLEASE RECYCLE ME

0116 2741050

www.bambooflooringcompany.com

mail@bambooflooringcompany.com

The colour samples and photography in this brochure are reproduced as accurately as printing will allow.
Flooring colours may appear differently depending on the shape, size and lighting of a room.

© 2021 The Bamboo Flooring Company



@Bambooflooringc



/bambooflooringcompany



@bambooflooringuk