



Inspiration Doors

Inspired by and hand crafted in Cornwall



Create an entrance to your home as unique as you are.

The entrance to your home is the main focal point for any new build or refurbishment. Our Inspiration doors focus attention and leave you with anticipation of what lies beyond, making the choice of entrance door an exciting experience. Here at Camel, we offer a very special range of doors that are not only beautiful in appearance but also provide safety and security, allowing you to relax with peace of mind. The creation of these doors stems from a long-standing team of craftsmen, who know the entire process from start to finish, highly skilled, each one an expert.

Customer Journey

- From the initial enquiry, you will receive a bespoke service tailored to you and your individual door.
- We'll discuss outline requirements and cost.
- You will be contacted by one of our advisors who will take further details regarding the type and style of door you require.
- You will receive a comprehensive quote, which includes a working drawing of your door.
- After tailoring your masterpiece, our craftsmen get underway bringing your vision to life.
- We'll update you on your door's progress throughout the manufacturing process, including personal videos from the team making your door.
- Our team will guide you through the process each step of the way to ensure you achieve the perfect door that you have chosen.
- We take pride in each handcrafted door.
- We want your journey from quote to delivery to be as special as your door is.

CONTENTS

Finishes
Copper & Copper Patina
Bronze
Patina Bronze
Gunmetal
Oxidised Iron
Slate Stone
Sintered Marble

Inspiration
Design
Pivot Doors
Story of Inspiration Doors
Door Security & Hardware
Visit Us



LIQUID METAL RANGE

The application of metal to the doors opens up some of our most beautiful creations, with a range of metals including copper, iron, bronze, and gunmetal. Each metal has its own characteristic that can be further enhanced with our specialist oxidising and patina processes, ensuring that no two doors are the same. However, if a particular door has caught your attention, we can aim to replicate it as closely as possible.

The patina and oxidising process is entirely natural, involving the gradual interaction of metal surfaces with the environment. Over time, exposure to elements such as air, moisture, and various atmospheric compounds causes the metal to develop a unique layer of patina. This process mimics the natural ageing and weathering of metals, ensuring that each door acquires its distinct character and finish without artificial intervention, ensuring no two doors are the same.

LIQUID METAL FINISHES


COPPER



COPPER PATINA



BRONZE



BRONZE PATINA



IRON OXIDISED



GUNMETAL







COPPER & COPPER PATINA

"A stand alone piece of art" as they have been described

Used for decorative purposes throughout history, copper naturally develops a distinctive green patina over time when exposed to air and moisture; this process is known as oxidation. The patina that develops adds aesthetic appeal and also provides a protective layer that prevents further corrosion of the metal. We then enhance this natural protection by sealing it during our lacquering process, which encapsulates the stunning hues and patterns, giving your door its unique personality.








BRONZE

Our bronze doors are the subtle gem within our door range, giving a sophisticated, luxurious look without being overstated.

Bronze finishes on a door offer a perfect blend of style and functionality. The warm, luxurious tones of bronze instantly elevate the door's aesthetic, providing a timeless and sophisticated appearance. Beyond its visual appeal, bronze is prized for its durability, resisting corrosion and maintaining its lustrous finish over time. This resilience makes it an excellent choice for both interior and exterior doors, ensuring they withstand the test of time.




PATINA BRONZE



This exquisite finish is achieved through a natural ageing process, giving the bronze a warm, rich colour. The natural oxidisation process develops a unique patina that reflects the passage of time. This oxidation results in a stunning palette of earthy tones, giving a unique depth to the door that differentiates it from our flat bronze range.



The patina bronze finish possesses a versatility that complements various architectural styles, from traditional to contemporary. In traditional settings, it imparts a sense of classic elegance, while in modern contexts, it adds a touch of warmth and character. The contrast of the aged bronze against different architectural elements creates a visually striking effect, making the front entrance a focal point of real inspiration.



GUNMETAL

Made in the 19th century for the British Royal Admiralty, gunmetal has been used for many applications due to its resistance to corrosion, including making of cannons for naval ships. Today, it conveys a feeling of solidity and strength with soft variations in tone.

Gunmetal natural beauty is brought about by mixing copper, tin, and zinc, after which it is polished and generates its own beauty. It is the perfect metal to use on our tessellated doors as it further defines the individual panels, enhancing the three-dimensional effect.




OXIDISED IRON




The finish that started it all, seeking to replicate corten panels on a building started our journey creating this wonderful range of doors. Over time, we have perfected this creating beautiful patterns and colours on these doors. They are a great talking point and will always impress any guest to your home.

If left outside, iron will naturally rust over time. With our specialist oxidising process, we speed up this natural reaction of moisture and air. Once your desired level of oxidation is achieved, we neutralise it and lacquer it to seal in the beautiful colours and patterns created for you to enjoy.



SLATE STONE



Our slate stone entrance doors are a tribute to the majestic beauty of the Cornish cliffs, capturing their raw elegance and timeless appeal. The cliffs of Cornwall, with their rugged textures and natural hues, have long been a symbol of enduring strength and unyielding nature. It was this very essence that inspired us to create entrance doors that not only offer security and functionality but also embody the breathtaking splendour of Cornwall's coastal landscape.



When selecting the perfect piece of stone, you will be shown photographs of the actual stone for approval before production, ensuring satisfaction with the final product. The precision and skill required to integrate stone into the door design underscore the craftsmanship involved.



Cornish Cliff



Poldark Slate



Tintagel Silver





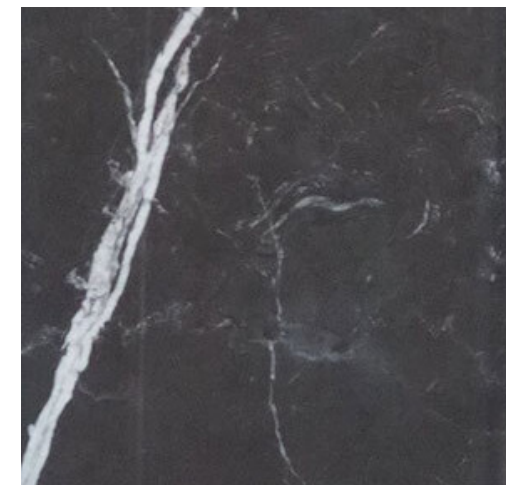
SINTERED MARBLE



Our latest collection of sintered marble exterior finished doors offers a luxurious touch to any exterior or interior. With a sleek and sophisticated texture, these doors not only look opulent, but the sintered marble finish gives them a natural marble-like appearance that reflects light beautifully, creating an elegant ambience.

What sets our sintered marble finished doors apart is the exceptional quality of the materials used. Sintered marble is crafted by fusing natural marble using cutting edge technology. Taken from quarry surplus, it is more environmentally friendly and has less impact than a natural marble slab. This fusion results in a product that is non-porous, incredibly durable, and resistant to wear and tear.

Marquini Black



Invisible White



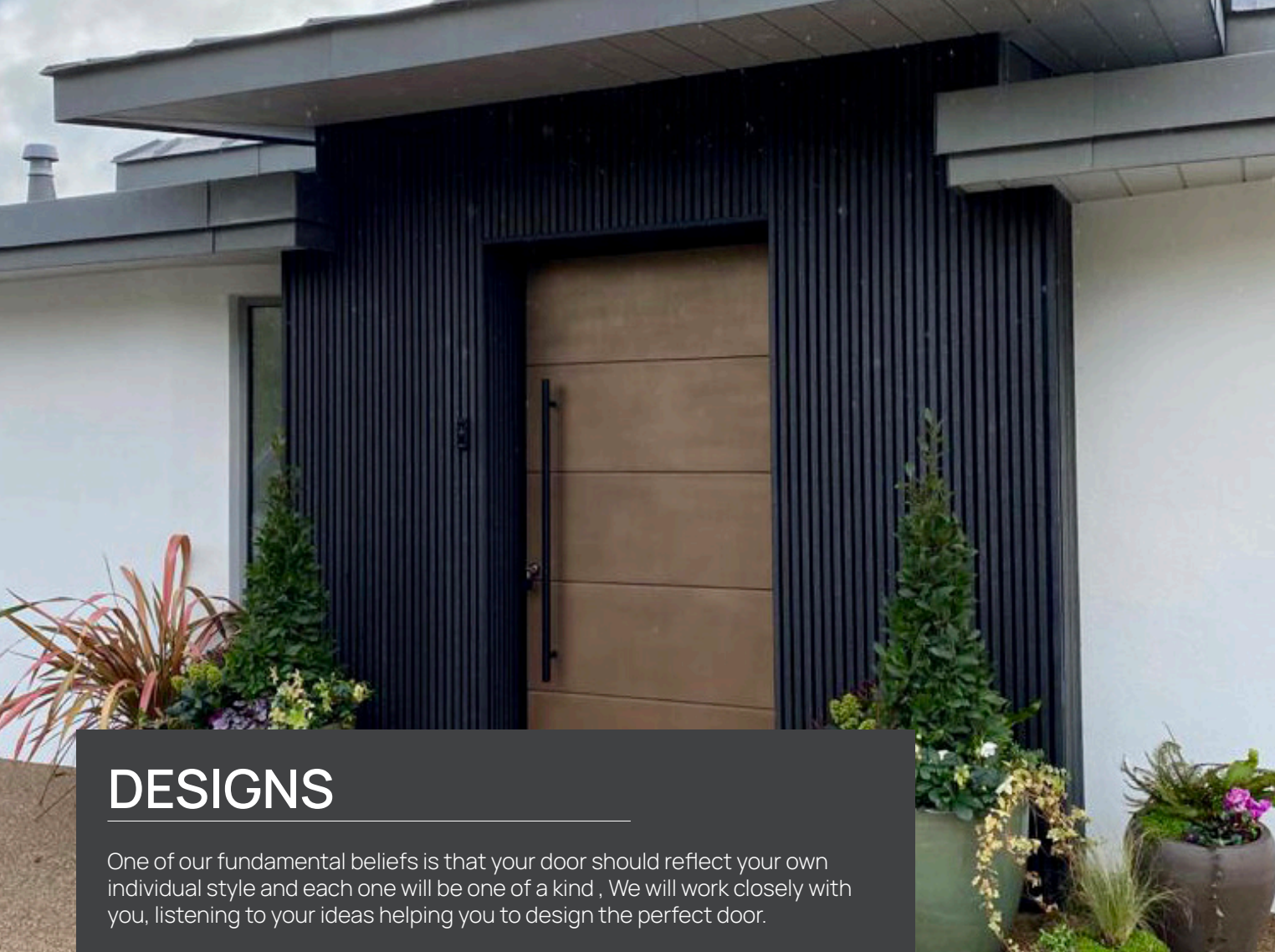
Marquini Black



Orobico dark







DESIGNS

One of our fundamental beliefs is that your door should reflect your own individual style and each one will be one of a kind. We will work closely with you, listening to your ideas helping you to design the perfect door.

Performance with Style

Accoya and Tricoya have been tested over prolonged periods in all types of weather conditions – above ground, below ground, and even in water – proving to withstand the toughest external environments. Accoya is made from radiata pine that has undergone a mild acid treatment. This process naturally reduces its ability to absorb water, making the timber stronger.

Tested to last 50 years above ground and 25 years in the ground.

Minimal water absorption offers increased stability.

Fungal resistant, indigestible to micro-organisms and insects.

Does not warp or twist.

Naturally more insulating, providing improved insulation compared to commonly used timber.

Sustainably sourced.


Achieves a U-value of **0.79**



Frames

As with the doors themselves, our sustainably sourced hardwood frames are completely customisable with the spraying process that we use. We can offer them in any RAL colour to match your windows, or you can choose a colour from one of the many leading paint manufacturers.


The flexibility of our bespoke creative process means that we can tailor the outer frame to fit perfectly within your build. This includes different threshold options to ensure the transition between inside and outside is as flush as possible, and extended sections so they can fit within curtain walling.





The ultimate statement in adding the wow factor to an entrance, oversized pivot doors exceed expectations and are sure to impress all who pass through them. Available in all of our metal, stone, and marble finishes.

Years of experience and carefully honed craftsmanship has enabled us to push the boundaries with new technology and advanced features combining to create truly spectacular designs.



PIVOT DOORS

Whether used in residential or commercial settings, pivot doors make a bold statement, combining form and function to redefine the way we experience and interact with interior and exterior spaces.

The Story of Inspiration Doors

For over four decades, Camel has been a beacon of traditional joinery, crafting timber windows, doors, staircases, and conservatories with unmatched skill. As market trends shifted Bruce Dudman, our Inspiration Doors Manager, steered the department in a new direction with the launch of the Inspiration Doors range. From Cornwall, our installation experience in harsh, exposed environments sparked the creative designs of these doors. Each door in the range reflects Cornwall's outstanding natural beauty, from copper patina doors that echo where sea meets sand to bronze patina doors that capture the golden hues of dusk on the moors.

Not only visually stunning; they are built to the highest standards of insulation, security, and thermal efficiency, featuring advanced locking systems for added peace of mind.

The range includes:

Liquid Metal: Unique doors in copper, iron, bronze, and gunmetal, and enhanced with patina and oxidization processes, the team creates stunning finishes on each metal door, making every one unique.

Stone Inlay Doors: Crafted from a natural piece of stone to combine a raw beauty that only nature and time can produce. When selecting the perfect piece of stone, customers are shown photographs for approval before production, ensuring satisfaction with the final product.



Sintered Marble Doors: Combining the timeless elegance of marble with enhanced durability. This range is testament to Camel's commitment to blending sustainability with innovative joinery techniques.



Options like side-hung or pivot designs, illuminated handles, electronic opening, and thumbprint recognition cater to diverse preferences, making each door a unique piece of art.

Choosing between the Inspiration door ranges may be challenging, but we will be on hand to guide you through the design, once a decision is made, clients can rest assured that their door will be entirely unique and the perfect focal point for their home, leaving a lasting impression on all who enter.





DOOR SECURITY & ENTRY HARDWARE



All of our doors are fitted with “Winkhaus” multipoint locking systems as standard, these locks feature a unique day latch facility that works in conjunction with an automatic locking system meaning that you have the option to come and go as you please without locking yourself out.

These locks also have the option to be upgraded to being motorised and operated via fingerprint or keypad entry systems which can be linked to smart home automation systems.

We use two types of hinges on our Inspiration doors the first being a stainless steel shrouded bearing butt hinge. These hinges feature the highest quality sealed ball bearings which ensure your door can open and close effortlessly. These hinges have been time proven and have served us well in the harshest environments for many years.

If an uncluttered look is something you desire we can offer our top of the range concealed adjustable hinges, they feature a three way adjustment with the horizontal, vertical and in out adjustment by a simple turn of an allen key enabling the door to open fully.



Handles: Our standard handle collection features three distinct styles: round ,square, and rectangular, bar handles. These designs are crafted with precision and durability in mind, providing a look that suits a variety of door designs. The round handles offer a classic, smooth grip, while the square bar handles present a more contemporary, angular appearance. Each is designed to ensure comfort and ease of use, making them a reliable choice for any entryway. This range of handles comes in 316 stainless steel as standard but can be powder coated to match the door frame colour if required. Even the handle is bespoke to you.




To add an additional allure to your door we can also offer LED lighting to the square handles and our unique inset concealed handles.



SUPERIOR BESPOKE HANDLES

For those seeking the ultimate in luxury and bespoke options, our partnership with Philip Watts Design offers unparalleled craftsmanship and innovation. Renowned for his creative approach to handle design, incorporating organic shapes and unique materials, each handle is a piece of art, tailor-made to enhance the character of your door and reflect your style. These handles not only serve a function but add standout design elements that elevate the overall look of your entrance, taking our bespoke design service one step further.



VISIT US



Come and visit us in Wadebridge, Cornwall, just a stone's throw away from popular destinations like Padstow, Port Isaac, and Rock, where you can find numerous places to stay and restaurants to enjoy.

You'll be able to see the doors being crafted from start to finish and view the wide range that we offer. Our showroom features a range of fully functional doors in metal, stone, and marble.

Please contact us to make an appointment.





Tel (01208) 814581

Camel

sales@camelglass.co.uk

Inspiration Doors
Trenant Industrial Estate,
Wadebridge, Cornwall,
PL27 6HB