




 **SCAFFCO**

Waling System

Waling System

The Formwork System that Adapts to all Heights and Widths

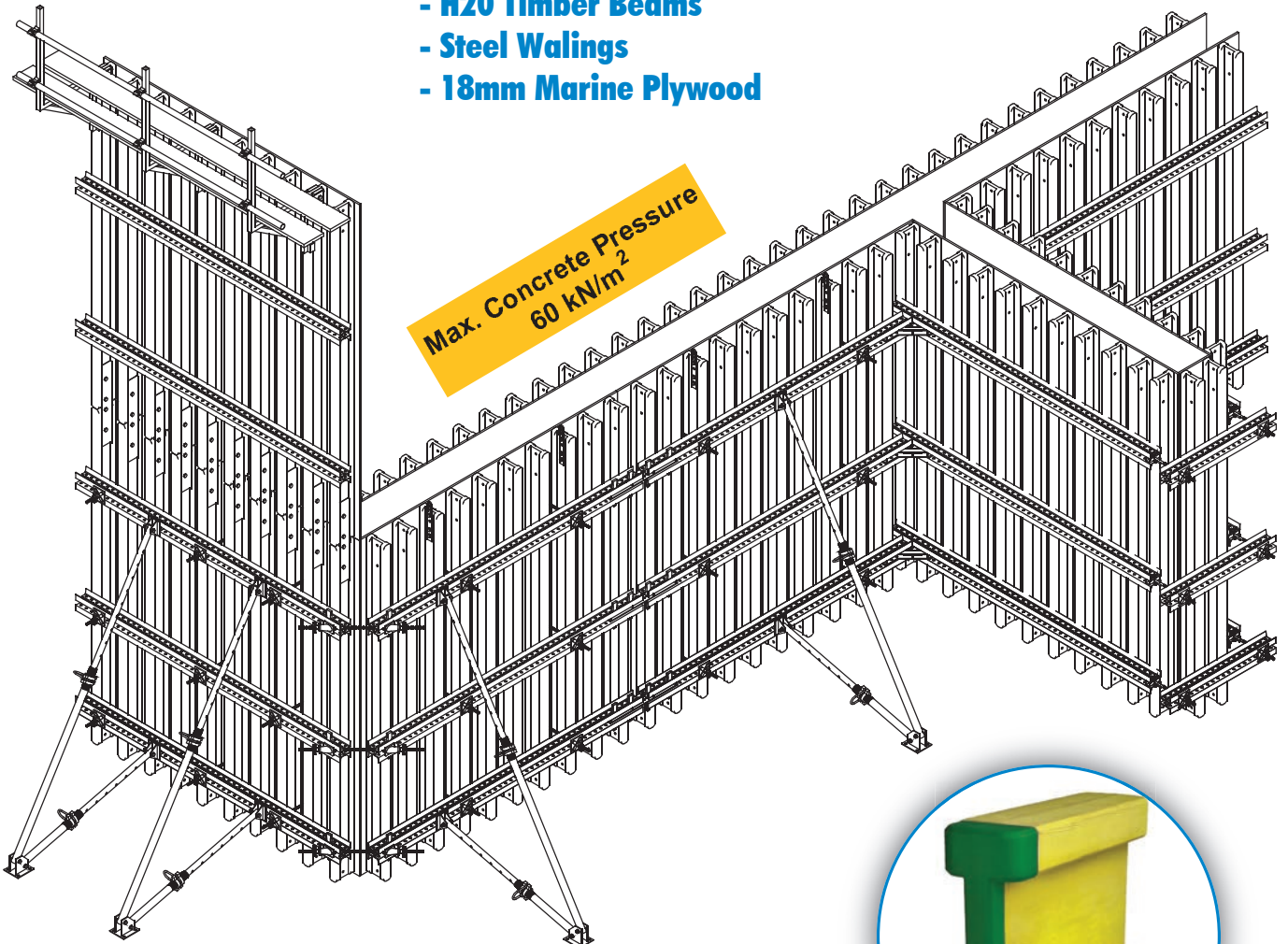


The waling system formwork elements are assembled quickly and easily by connecting the H20 timber beams to the walers by means of steel clamps. Dismantling of elements is done as the erection of the system. The advantage is that the wall formwork system provides a high adaption and easy reassembling when ground plans of the structure change frequently.

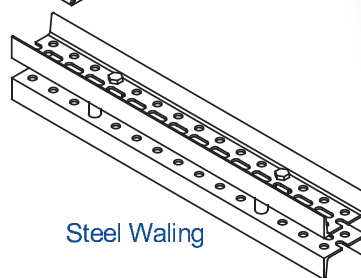
The waling system is one of the most adaptable formwork systems available. This formwork system combines H20 timber beam with steel walers so perfectly. It adapts all heights and widths, accommodates every pressure and meets all construction demands. The basis of the waling system is the H20 timber beam. It is produced in production plant with European standards. The H20 beam is sturdy, easy to handle and at a weight of approx. 5.0 kg/m offers a high load-bearing capacity at large distances of walers. The steel walers, clamped onto the H20 timber beam, allow the formwork elements to be assembled quickly and simply. The assembly is done as easily as the disassembly. The waling system can be used for all vertical formwork applications, walls, columns and retaining walls formwork.

Only Three System Components:

- H20 Timber Beams
- Steel Walings
- 18mm Marine Plywood



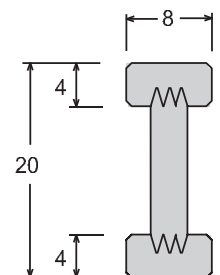
- Economy Through Versatility
- Dimensional Accuracy
- Reusable Standard Components
- High Safety Standards



Steel Waling



H20 Timber Beam
 Moment of resistance: 5.00 kN.m
 Shear resistance: 11 kN



This formwork system is composed of limited components. Plywood for making up of the concrete surface, H20 wooden beams, horizontal primary walings, supports and tie-rod elements providing structural unity.

Not only easy installation and use have made this system so popular in monolithic construction but also its economically advantageous solutions and high quality.

Column Formwork for all Cross Sections and Heights

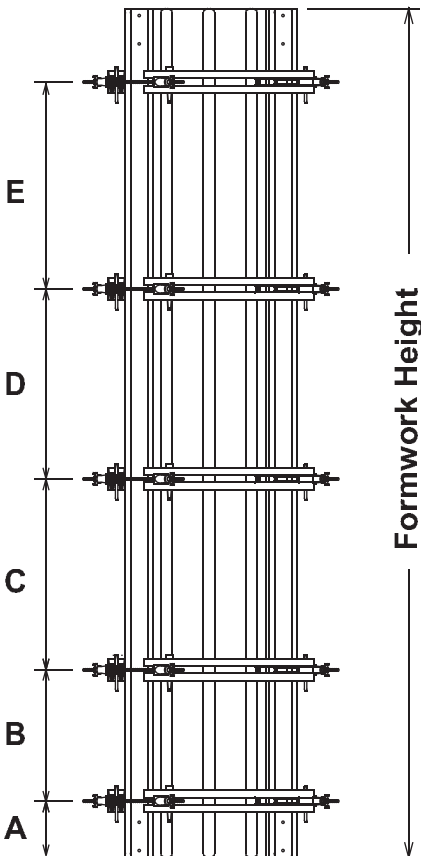
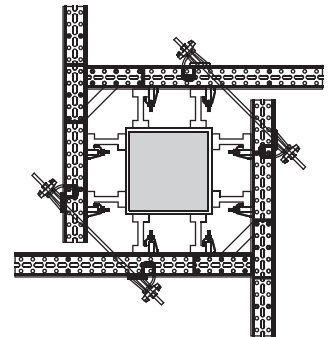
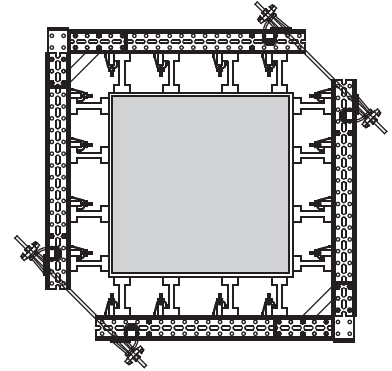
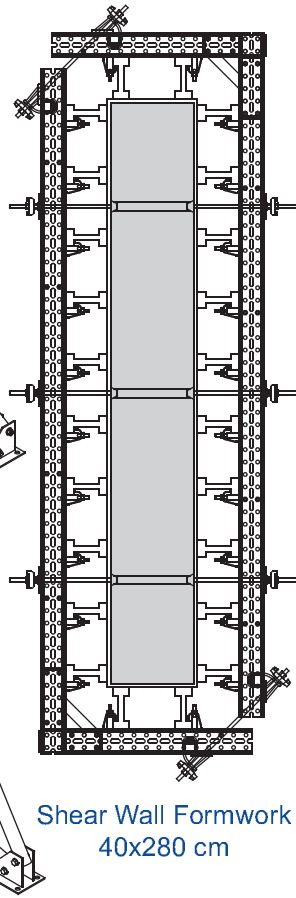
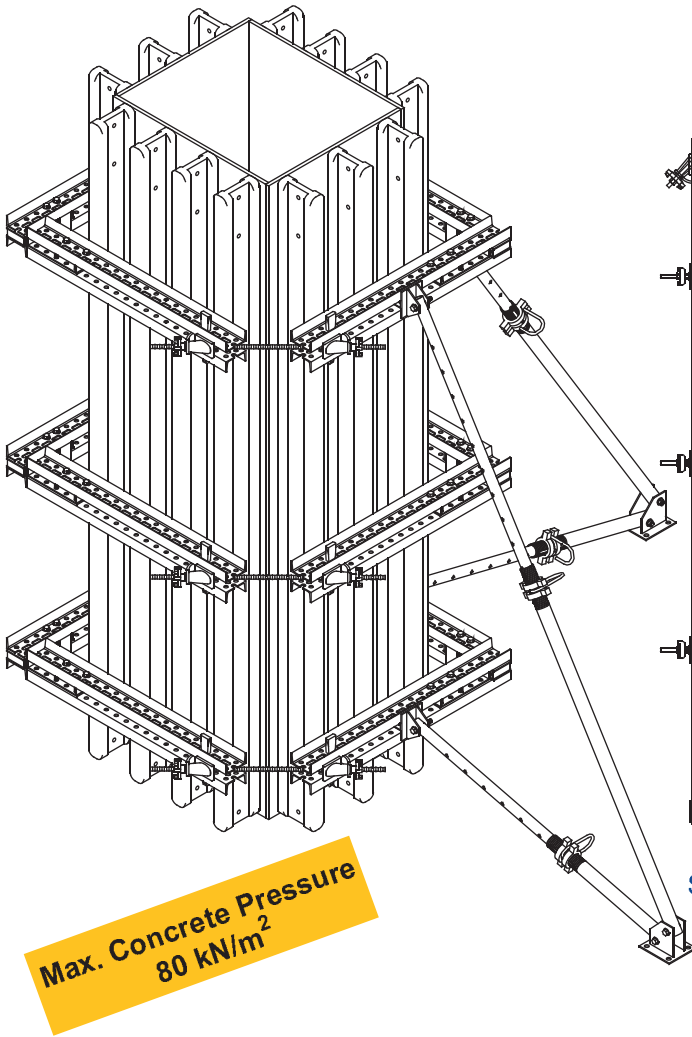

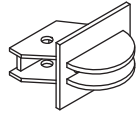
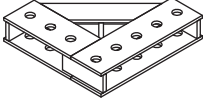
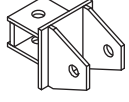

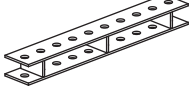
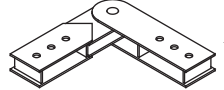
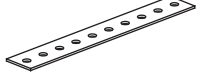
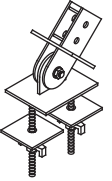
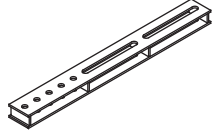
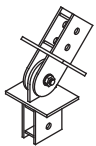

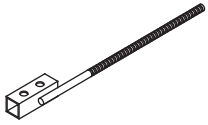
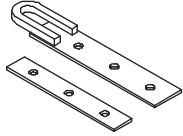

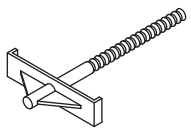
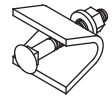
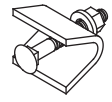



Table of Waling Vertical Spacing - Column Formwork

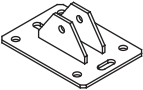

Waling Spacing (cm) / Formwork Height (cm)	A	B	C	D	E
245	45	130			
265	45	130			
290	30	100	90		
330	30	100	120		
360	30	100	130		
390	30	90	100	100	
450	30	90	120	130	
490	30	100	130	130	
590	30	100	100	130	130

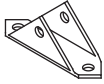
Table of Waling Vertical Spacing - Wall Formwork

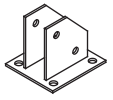
Waling Spacing (cm) / Formwork Height (cm)	A	B	C	D	E
245	45	130			
265	45	130			
290	45	160			
330	30	100	120		
360	30	120	130		
390	30	130	140		
450	30	100	120	120	
490	30	120	130	130	
590	30	120	120	120	120

Steel Waling (SW)		Wt. (kg)	Code	W10 Colend Bracket		Wt. (kg)	Code		
 <p>W10</p> <p>Finish: Painted</p>	SW 100x50 - 50 cm	10.44	FWS03P050	 <p>W10 Colend Bracket</p>	2.64	XFSSCEB			
	SW 100x50 - 75 cm	15.37	FWS03P075						
	SW 100x50 - 100 cm	20.30	FWS03P100						
	SW 100x50 - 125 cm	25.32	FWS03P125						
	SW 100x50 - 150 cm	30.44	FWS03P150						
	SW 100x50 - 175 cm	35.37	FWS03P175						
	SW 100x50 - 200 cm	40.30	FWS03P200						
	SW 100x50 - 225 cm	45.23	FWS03P225						
	SW 100x50 - 250 cm	50.45	FWS03P250						
	SW 100x50 - 275 cm	55.38	FWS03P275						
	SW 100x50 - 300 cm	60.31	FWS03P300						
	SW 100x50 - 325 cm	65.53	FWS03P325						
	SW 100x50 - 350 cm	70.46	FWS03P350						
	SW 100x50 - 375 cm	75.93	FWS03P375						
	SW 100x50 - 400 cm	80.60	FWS03P400						
	SW 100x50 - 425 cm	85.83	FWS03P425						
	SW 100x50 - 450 cm	90.75	FWS03P450						
	SW 100x50 - 475 cm	95.68	FWS03P475						
	SW 100x50 - 500 cm	100.90	FWS03P500						
SW 100x50 - 525 cm	105.83	FWS03P525							
SW 100x50 - 550 cm	110.76	FWS03P550							
SW 100x50 - 575 cm	115.98	FWS03P575							
SW 100x50 - 600 cm	120.91	FWS03P600							
W10 Waling Corner Bracket				W10 Colprop Bracket					
 <p>W10 Waling Corner Bracket</p>	4.46	XFSSCCB	 <p>W10 Colprop Bracket</p>	1.61	XFSSCPB				
W10 Active Waling Connector				W10 Column Waling Splice - D					
 <p>W10 Active Waling Connector</p>	8.05	FWS028	 <p>W10 Column Waling Splice - D</p>	3.14	XFSSCWSP050				
W10 Adjustable Waling Connector				W10 Waling Splice-S					
 <p>W10 Adjustable Waling Connector</p>	6.22	FWS025	 <p>W10 Waling Splice-S</p>	1.37	FWS026				
W10 Adjustable Pivot Cleat				W10 Unbent Waler Connector					
 <p>W10 Adjustable Pivot Cleat</p>	10.04	FWS031	 <p>W10 Unbent Waler Connector</p>	5.20	FWS027				
W10 Pivot Cleat				Splice of S150 Aluminum Beam					
 <p>W10 Pivot Cleat</p>	7.48	FWS031	 <p>Splice of S150 Aluminum Beam</p> <p>Finish: Painted Supplied with 4 numbers of M16 x 040 bolt & nut</p>	7.13	FWS023				
W10 Stop End Bracket				W10 Lifting Lug					
 <p>W10 Stop End Bracket</p>	1.06	FWS029	 <p>W10 Lifting Lug</p> <p>Finish: Painted</p>	2.85	XC122LL01				
W10 Waling Single Aluminum Clamp - EP (Alum. to Waling)				Waling Soldier Connector					
 <p>W10 Waling Single Aluminum Clamp - EP (Alum. to Waling)</p> <p>Finish: Electroplated</p>				 <p>Waling Soldier Connector</p>				0.88	XFGWALC
W10 Waling Single Aluminum Clamp - EP (Alum. to Waling)				W10 Waling Single Aluminum Clamp - EP (Alum. to Waling)					
 <p>W10 Waling Single Aluminum Clamp - EP (Alum. to Waling)</p>				 <p>W10 Waling Single Aluminum Clamp - EP (Alum. to Waling)</p>				0.29	FWS024

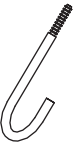
	Wt. (kg)	Code
Waling Spacer-50		
		
Waling Spacer-50	0.09	XWSSP050
<i>Finish: Painted Blue</i>		

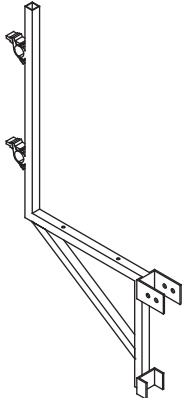
HD Shoring Base		
		
HD Shoring Base-50	4.48	FSS99P056
		
HD Shoring Base-60	4.48	FSS99P057
<i>Finish: Painted</i>		

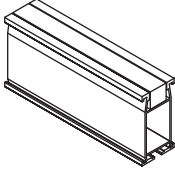
Rocking Push Pull Prop Base		
		
Rocking Push Pull Prop Base	0.94	XFGRB001
<i>Finish: Painted</i>		

Double Push Pull Prop Base		
		
Double Push Pull Prop Base	3.00	XFGRB002
<i>Finish: Painted</i>		

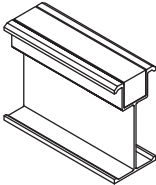
Double Push Pull Prop Base- Modified		
		
Double Push Pull Prop Base- Modified	3.46	XFGRB003
<i>Finish: Painted</i>		

SF Anchor Hook 35 cm		
		
SF Anchor Hook 35 cm	0.78	FSFAH35

Waling Casting Bracket		
		
Waling Casting Bracket	13.84	FWS008
<i>Finish: Painted</i>		
<i>Supplied with 1 number of M16 x 120 bolt & nut</i>		


Aluminum Beam (AB) T150		
		
Aluminum Beam T150 (Timber Size 38x38mm)		
<i>Finish: Mill Finish</i>		
<i>Moment of resistance: 13.00 kN.m</i>		
<i>Area: 18.87 cm</i>		
<i>Inertia xx: 574.3 cm</i>		
<i>Inertia yy: 147.4 cm</i>		
<i>Section modulus Zxx: 75.36 cm</i>		
<i>Young's Modulus 69000 N/mm</i>		
<i>Weight: 5.80 kg/m (with Timber)</i>		
<i>5.05 kg/m (without Timber)</i>		
<i>Timber Wt.=0.75 kg/m</i>		
With Timber		
AB T-150 (150 x 80) 050 cm	2.92	FABTT050
AB T-150 (150 x 80) 075 cm	4.37	FABTT075
AB T-150 (150 x 80) 100 cm	5.83	FABTT100
AB T-150 (150 x 80) 125 cm	7.29	FABTT125
AB T-150 (150 x 80) 150 cm	8.75	FABTT150
AB T-150 (150 x 80) 175 cm	10.20	FABTT175
AB T-150 (150 x 80) 200 cm	11.66	FABTT200
AB T-150 (150 x 80) 225 cm	13.12	FABTT225
AB T-150 (150 x 80) 250 cm	14.58	FABTT250
AB T-150 (150 x 80) 275 cm	16.03	FABTT275
AB T-150 (150 x 80) 300 cm	17.49	FABTT300
AB T-150 (150 x 80) 325 cm	18.95	FABTT325
AB T-150 (150 x 80) 350 cm	20.41	FABTT350
AB T-150 (150 x 80) 375 cm	21.86	FABTT375
AB T-150 (150 x 80) 400 cm	23.32	FABTT400
AB T-150 (150 x 80) 425 cm	24.78	FABTT425
AB T-150 (150 x 80) 450 cm	26.24	FABTT450
AB T-150 (150 x 80) 475 cm	27.69	FABTT475
AB T-150 (150 x 80) 500 cm	29.15	FABTT500
AB T-150 (150 x 80) 525 cm	30.61	FABTT525
AB T-150 (150 x 80) 550 cm	32.07	FABTT550
AB T-150 (150 x 80) 575 cm	33.52	FABTT575
AB T-150 (150 x 80) 600 cm	34.98	FABTT600


Without Timber		
AB T-150 (150 x 80) 050 cm	2.54	FABTW050
AB T-150 (150 x 80) 075 cm	3.81	FABTW075
AB T-150 (150 x 80) 100 cm	5.08	FABTW100
AB T-150 (150 x 80) 125 cm	6.35	FABTW125
AB T-150 (150 x 80) 150 cm	7.62	FABTW150
AB T-150 (150 x 80) 175 cm	8.89	FABTW175
AB T-150 (150 x 80) 200 cm	10.16	FABTW200
AB T-150 (150 x 80) 225 cm	11.43	FABTW225
AB T-150 (150 x 80) 250 cm	12.70	FABTW250
AB T-150 (150 x 80) 275 cm	13.97	FABTW275
AB T-150 (150 x 80) 300 cm	15.24	FABTW300
AB T-150 (150 x 80) 325 cm	16.51	FABTW325
AB T-150 (150 x 80) 350 cm	17.78	FABTW350
AB T-150 (150 x 80) 375 cm	19.05	FABTW375
AB T-150 (150 x 80) 400 cm	20.32	FABTW400
AB T-150 (150 x 80) 425 cm	21.59	FABTW425
AB T-150 (150 x 80) 450 cm	22.86	FABTW450
AB T-150 (150 x 80) 475 cm	24.13	FABTW475
AB T-150 (150 x 80) 500 cm	25.40	FABTW500
AB T-150 (150 x 80) 525 cm	26.67	FABTW525
AB T-150 (150 x 80) 550 cm	27.94	FABTW550
AB T-150 (150 x 80) 575 cm	29.21	FABTW575
AB T-150 (150 x 80) 600 cm	30.48	FABTW600

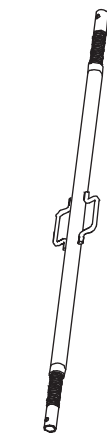
Aluminum Beam (AB) S150		
		
Aluminum Beam S150 (Timber Size 38x38mm)		
<i>Finish: Mill Finish</i>		
With Timber		
AB S-150 (150 x 75) 050 cm	1.95	FABST050
AB S-150 (150 x 75) 075 cm	2.93	FABST075
AB S-150 (150 x 75) 100 cm	3.90	FABST100
AB S-150 (150 x 75) 125 cm	4.88	FABST125
AB S-150 (150 x 75) 150 cm	5.85	FABST150
AB S-150 (150 x 75) 175 cm	6.83	FABST175
AB S-150 (150 x 75) 200 cm	7.80	FABST200
AB S-150 (150 x 75) 225 cm	8.78	FABST225
AB S-150 (150 x 75) 250 cm	9.75	FABST250
AB S-150 (150 x 75) 275 cm	10.73	FABST275
AB S-150 (150 x 75) 300 cm	11.70	FABST300
AB S-150 (150 x 75) 325 cm	12.68	FABST325
AB S-150 (150 x 75) 350 cm	13.65	FABST350
AB S-150 (150 x 75) 375 cm	14.63	FABST375
AB S-150 (150 x 75) 400 cm	15.60	FABST400
AB S-150 (150 x 75) 425 cm	16.58	FABST425
AB S-150 (150 x 75) 450 cm	17.55	FABST450
AB S-150 (150 x 75) 475 cm	18.53	FABST475
AB S-150 (150 x 75) 500 cm	19.50	FABST500
AB S-150 (150 x 75) 525 cm	20.48	FABST525
AB S-150 (150 x 75) 550 cm	21.45	FABST550
AB S-150 (150 x 75) 575 cm	22.43	FABST575
AB S-150 (150 x 75) 600 cm	23.40	FABST600

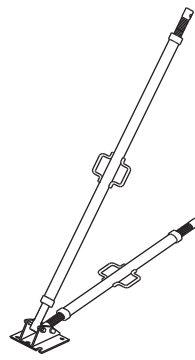
Without Timber		
AB S-150 (150 x 75) 050 cm	1.58	FABSW050
AB S-150 (150 x 75) 075 cm	2.36	FABSW075
AB S-150 (150 x 75) 100 cm	3.15	FABSW100
AB S-150 (150 x 75) 125 cm	3.94	FABSW125
AB S-150 (150 x 75) 150 cm	4.73	FABSW150
AB S-150 (150 x 75) 175 cm	5.51	FABSW175
AB S-150 (150 x 75) 200 cm	6.30	FABSW200
AB S-150 (150 x 75) 225 cm	7.09	FABSW225
AB S-150 (150 x 75) 250 cm	7.88	FABSW250
AB S-150 (150 x 75) 275 cm	8.66	FABSW275
AB S-150 (150 x 75) 300 cm	9.45	FABSW300
AB S-150 (150 x 75) 325 cm	10.24	FABSW325
AB S-150 (150 x 75) 350 cm	11.03	FABSW350
AB S-150 (150 x 75) 375 cm	11.81	FABSW375
AB S-150 (150 x 75) 400 cm	12.60	FABSW400
AB S-150 (150 x 75) 425 cm	13.39	FABSW425
AB S-150 (150 x 75) 450 cm	14.18	FABSW450
AB S-150 (150 x 75) 475 cm	14.96	FABSW475
AB S-150 (150 x 75) 500 cm	15.75	FABSW500
AB S-150 (150 x 75) 525 cm	16.54	FABSW525
AB S-150 (150 x 75) 550 cm	17.33	FABSW550
AB S-150 (150 x 75) 575 cm	18.11	FABSW575
AB S-150 (150 x 75) 600 cm	18.90	FABSW600

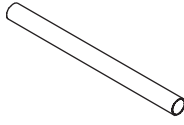
moment of resistance: 6.80 kN.m
Area: 11.96 cm
Inertia xx: 356 cm
Inertia yy: 43.764 cm
Section Modulus Zxx: 47.15 cm
Young's Modulus: 69000 N/mm
Weight: 3.95 kg/m (with Timber)
3.20 kg/m (without Timber)
Timber Wt.=0.75 kg/m

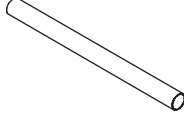
	Wt. (kg)	Code
Double Push Pull Props Double Adjustable (DPPDA)		
	DPPDA 150cm (E/P Collar) HD	20.00 FDPD10015030E
	DPPDA 250cm (E/P Collar) HD	22.24 FDPD15025030E
	DPPDA 300cm (E/P Collar) HD	24.36 FDPD17030030E
	DPPDA 350cm (E/P Collar) HD	26.02 FDPD20035030E
	DPPDA 400cm (E/P Collar) HD	27.26 FDPD25040030E
	DPPDA 450cm (E/P Collar) HD	31.93 FDPD25045030E
	DPPDA 500cm (E/P Collar) HD	33.61 FDPD30050030E
	DPPDA 550cm (E/P Collar) HD	35.28 FDPD35055030E
	DPPDA 600cm (E/P Collar) HD	36.96 FDPD40060030E

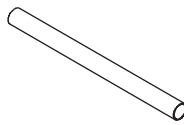
	Wt. (kg)	Code
Single Rocking Push-Pull Prop (SRPPP)		
	SRPPP 150cm (Painted Collar) HD	10.09 FRPP10015030P
	SRPPP 200cm (Painted Collar) HD	12.21 FRPP12020030P
	SRPPP 250cm (Painted Collar) HD	13.84 FRPP15025030P
	SRPPP 300cm (Painted Collar) HD	15.96 FRPP17030030P
	SRPPP 350cm (Painted Collar) HD	17.62 FRPP20035030P
	SRPPP 400cm (Painted Collar) HD	19.30 FRPP25040030P
	SRPPP 450cm (Painted Collar) HD	21.42 FRPP25045030P
	SRPPP 500cm (Painted Collar) HD	23.09 FRPP30050030P
	SRPPP 550cm (Painted Collar) HD	24.77 FRPP35055030P
	SRPPP 600cm (Painted Collar) HD	26.44 FRPP40060030P
	SRPPP 150cm (E/P Collar) HD	10.09 FRPP10015030E
	SRPPP 200cm (E/P Collar) HD	12.21 FRPP12020030E
	SRPPP 250cm (E/P Collar) HD	13.84 FRPP15025030E
	SRPPP 300cm (E/P Collar) HD	15.96 FRPP17030030E
	SRPPP 350cm (E/P Collar) HD	17.62 FRPP20035030E
	SRPPP 400cm (E/P Collar) HD	19.30 FRPP25040030E
	SRPPP 450cm (E/P Collar) HD	21.42 FRPP25045030E
	SRPPP 500cm (E/P Collar) HD	23.09 FRPP30050030E
	SRPPP 550cm (E/P Collar) HD	24.77 FRPP35055030E
	SRPPP 600cm (E/P Collar) HD	26.44 FRPP40060030E

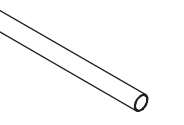
	Wt. (kg)	Code
Single Stabilizer (SS)		
	SS 48-150 cm Painted	8.83 FSZS3848P150
	SS 48-200 cm Painted	10.71 FSZS3848P200
	SS 48-250 cm Painted	12.63 FSZS3848P250
	SS 48-300 cm Painted	14.72 FSZS3848P300
	SS 48-350 cm Painted	16.80 FSZS3848P350
	SS 48-400 cm Painted	19.74 FSZS3848P400
	SS 48-150 cm E/P	8.83 FSZS3848E150
	SS 48-200 cm E/P	10.71 FSZS3848E200
	SS 48-250 cm E/P	12.63 FSZS3848E250
	SS 48-300 cm E/P	14.72 FSZS3848E300
	SS 48-350 cm E/P	16.80 FSZS3848E350
	SS 48-400 cm E/P	19.74 FSZS3848E400
	SS 60-150 cm Painted	10.70 FSZS3860P150
	SS 60-200 cm Painted	13.08 FSZS3860P200
	SS 60-250 cm Painted	15.55 FSZS3860P250
	SS 60-300 cm Painted	18.19 FSZS3860P300
	SS 60-350 cm Painted	20.84 FSZS3860P350
	SS 60-400 cm Painted	24.34 FSZS3860P400
	SS 60-450 cm Painted	26.99 FSZS3860P450
	SS 60-500 cm Painted	29.64 FSZS3860P500
	SS 60-550 cm Painted	32.28 FSZS3860P550
	SS 60-600 cm Painted	34.93 FSZS3860P600
	SS 60-700 cm Painted	40.22 FSZS3860P700
	SS 60-150 cm E/P	10.70 FSZS3860E150
	SS 60-200 cm E/P	13.08 FSZS3860E200
	SS 60-250 cm E/P	15.55 FSZS3860E250
	SS 60-300 cm E/P	18.19 FSZS3860E300
	SS 60-350 cm E/P	20.84 FSZS3860E350
	SS 60-400 cm E/P	24.34 FSZS3860E400
	SS 60-450 cm E/P	26.99 FSZS3860E450
	SS 60-500 cm E/P	29.64 FSZS3860E500
	SS 60-550 cm E/P	32.28 FSZS3860E550
	SS 60-600 cm E/P	34.93 FSZS3860E600
	SS 60-700 cm E/P	40.22 FSZS3860E700

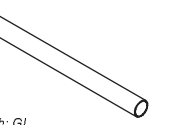
	Wt. (kg)	Code
Double Stabilizers (DS)		
	DS 48-250 cm Painted	24.47 FSZD3848P250
	DS 48-300 cm Painted	28.43 FSZD3848P300
	DS 48-350 cm Painted	30.51 FSZD3848P350
	DS 48-400 cm Painted	35.37 FSZD3848P400
	DS 48-250 cm E/P	24.47 FSZD3848E250
	DS 48-300 cm E/P	28.43 FSZD3848E300
	DS 48-350 cm E/P	30.51 FSZD3848E350
	DS 48-400 cm E/P	35.37 FSZD3848E400
	DS 60-250 cm Painted	29.25 FSZD3860P250
	DS 60-300 cm Painted	34.28 FSZD3860P300
	DS 60-350 cm Painted	36.92 FSZD3860P350
	DS 60-400 cm Painted	40.42 FSZD3860P400
	DS 60-450 cm Painted	45.53 FSZD3860P450
	DS 60-500 cm Painted	48.18 FSZD3860P500
	DS 60-550 cm Painted	50.83 FSZD3860P550
	DS 60-250 cm E/P	29.25 FSZD3860E250
	DS 60-300 cm E/P	34.28 FSZD3860E300
	DS 60-350 cm E/P	36.92 FSZD3860E350
	DS 60-400 cm E/P	40.42 FSZD3860E400
	DS 60-450 cm E/P	45.53 FSZD3860E450
	DS 60-500 cm E/P	48.18 FSZD3860E500
	DS 60-550 cm E/P	50.83 FSZD3860E550

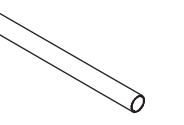
	Wt. (kg)	Code
Scaffold Tube (ST) Painted		
M.D. Tube		
	ST 100 cm MD	2.28 FSTP20100
	ST 150 cm MD	3.42 FSTP20150
	ST 200 cm MD	4.57 FSTP20200
	ST 250 cm MD	5.71 FSTP20250
	ST 300 cm MD	6.85 FSTP20300
	ST 350 cm MD	7.99 FSTP20350
	ST 400 cm MD	9.13 FSTP20400
	ST 450 cm MD	10.27 FSTP20450
	ST 500 cm MD	11.42 FSTP20500
	ST 550 cm MD	12.56 FSTP20550
	ST 600 cm MD	13.70 FSTP20600


	Wt. (kg)	Code
H.D. Tube		
	ST 100 cm HD	3.35 FSTP30100
	ST 150 cm HD	5.03 FSTP30150
	ST 200 cm HD	6.70 FSTP30200
	ST 250 cm HD	8.38 FSTP30250
	ST 300 cm HD	10.05 FSTP30300
	ST 350 cm HD	11.73 FSTP30350
	ST 400 cm HD	13.41 FSTP30400
	ST 450 cm HD	15.08 FSTP30450
	ST 500 cm HD	16.76 FSTP30500
	ST 550 cm HD	18.43 FSTP30550
	ST 600 cm HD	20.11 FSTP30600


	Wt. (kg)	Code
Scaffold Tube (ST) Black		
M.D. Tube		
	ST 100 cm MD	2.28 FSTN20100
	ST 150 cm MD	3.42 FSTN20150
	ST 200 cm MD	4.57 FSTN20200
	ST 250 cm MD	5.71 FSTN20250
	ST 300 cm MD	6.85 FSTN20300
	ST 350 cm MD	7.99 FSTN20350
	ST 400 cm MD	9.13 FSTN20400
	ST 450 cm MD	10.27 FSTN20450
	ST 500 cm MD	11.42 FSTN20500
	ST 550 cm MD	12.56 FSTN20550
	ST 600 cm MD	13.70 FSTN20600

	Wt. (kg)	Code
H.D. Tube		
	ST 100 cm HD	3.35 FSTN30100
	ST 150 cm HD	5.03 FSTN30150
	ST 200 cm HD	6.70 FSTN30200
	ST 250 cm HD	8.38 FSTN30250
	ST 300 cm HD	10.05 FSTN30300
	ST 350 cm HD	11.73 FSTN30350
	ST 400 cm HD	13.41 FSTN30400
	ST 450 cm HD	15.08 FSTN30450
	ST 500 cm HD	16.76 FSTN30500
	ST 550 cm HD	18.43 FSTN30550
	ST 600 cm HD	20.11 FSTN30600

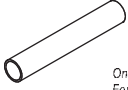
	Wt. (kg)	Code
Scaffold Tube (ST) GI		
M.D. Tube		
	ST 100 cm MD	2.28 FSTG20100
	ST 150 cm MD	3.42 FSTG20150
	ST 200 cm MD	4.57 FSTG20200
	ST 250 cm MD	5.71 FSTG20250
	ST 300 cm MD	6.85 FSTG20300
	ST 350 cm MD	7.99 FSTG20350
	ST 400 cm MD	9.13 FSTG20400
	ST 450 cm MD	10.27 FSTG20450
	ST 500 cm MD	11.42 FSTG20500
	ST 550 cm MD	12.56 FSTG20550
	ST 600 cm MD	13.70 FSTG20600


	Wt. (kg)	Code
H.D. Tube		
	ST 100 cm HD	3.35 FSTG30100
	ST 150 cm HD	5.03 FSTG30150
	ST 200 cm HD	6.70 FSTG30200
	ST 250 cm HD	8.38 FSTG30250
	ST 300 cm HD	10.05 FSTG30300
	ST 350 cm HD	11.73 FSTG30350
	ST 400 cm HD	13.41 FSTG30400
	ST 450 cm HD	15.08 FSTG30450
	ST 500 cm HD	16.76 FSTG30500
	ST 550 cm HD	18.43 FSTG30550
	ST 600 cm HD	20.11 FSTG30600

	Wt. (kg)	Code
Bolt, Nut and Washer		
	Bolt and Nut M12x100 (Half Threaded)	0.14 XFGGH1210
	Bolt and Nut M12x40 (Full Threaded) G8	0.10 XFGBF12040
	Bolt and Nut M16X150	0.33 XFGBF16150
	Bolt, Nut & Washer 16X100 mm	0.20 XFGBF16100
	Bolt, Nut & Washer 16X100 mm G10	0.25 XFGBG16100
	Bolt, Nut & Washer 16X40 mm	0.14 XFGBF16040
	Bolt, Nut & Washer 14X100 mm	0.15 XFGBF14100
	Bolt, Nut & Washer M12X80 (Carriage)	0.09 XFGBF12080
	Bolt, Nut & Washer 10X100 (Half Threaded)	0.08 XFGBH10100
	Bolt, Nut & Washer 10X75 (Full Threaded)	0.07 XFGBF10075
	Bolt, Nut & Washer 10X30 mm	0.04 XFGBON10030W
	Bolt and Nut w/o Washer 06x40 mm GI	0.01 XFGBON0640GN

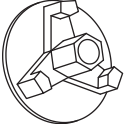
	Wt. (kg)	Code
Water Stopper		
	Water Stopper GI-Finish	0.56 XFGWSE
	Water Reducer	0.09 XWSSP050

	Wt. (kg)	Code
Plastic Cone		
	Plastic Cone	0.01 XFGCONE


	Wt. (kg)	Code
Plastic Sleeve 1M		
	Plastic Sleeve 1M	0.15 XFGPSL100


	Wt. (kg)	Code
Counter Plate		
	Counter Plate 90x90x6 mm	0.35 XFGCP60E09
	Counter Plate 90x90x8 mm	0.49 XFGCP80E09
	Counter Plate 150x150 mm	1.40 XFGCP80E15

	Wt. (kg)	Code
Wing Nut		
	Wing Nut E/P	0.30 XFGWNUTE

	Wt. (kg)	Code
Round Wing Nut		
	Round Wing Nut (Anchor Nut)	0.63 XANUT15100

Finish: Electroplated
DIA.: 100 mm

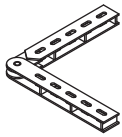
	Wt. (kg)	Code
Tie Rod		
		
		Dia.: 16 mm
Tie Rod 015 cm Black	0.23	XFGTRB015
Tie Rod 020 cm Black	0.31	XFGTRB020
Tie Rod 025 cm Black	0.39	XFGTRB025
Tie Rod 030 cm Black	0.47	XFGTRB030
Tie Rod 035 cm Black	0.54	XFGTRB035
Tie Rod 040 cm Black	0.62	XFGTRB040
Tie Rod 045 cm Black	0.70	XFGTRB045
Tie Rod 050 cm Black	0.78	XFGTRB050
Tie Rod 055 cm Black	0.85	XFGTRB055
Tie Rod 060 cm Black	0.93	XFGTRB060
Tie Rod 065 cm Black	1.01	XFGTRB065
Tie Rod 070 cm Black	1.09	XFGTRB070
Tie Rod 075 cm Black	1.16	XFGTRB075
Tie Rod 080 cm Black	1.24	XFGTRB080
Tie Rod 085 cm Black	1.32	XFGTRB085
Tie Rod 090 cm Black	1.40	XFGTRB090
Tie Rod 095 cm Black	1.47	XFGTRB095
Tie Rod 100 cm Black	1.55	XFGTRB100
Tie Rod 105 cm Black	1.63	XFGTRB105
Tie Rod 110 cm Black	1.71	XFGTRB110
Tie Rod 115 cm Black	1.78	XFGTRB115
Tie Rod 120 cm Black	1.86	XFGTRB120
Tie Rod 125 cm Black	1.94	XFGTRB125
Tie Rod 130 cm Black	2.02	XFGTRB130
Tie Rod 135 cm Black	2.09	XFGTRB135
Tie Rod 140 cm Black	2.17	XFGTRB140
Tie Rod 145 cm Black	2.25	XFGTRB145
Tie Rod 150 cm Black	2.33	XFGTRB150
Tie Rod 155 cm Black	2.40	XFGTRB155
Tie Rod 160 cm Black	2.48	XFGTRB160
Tie Rod 165 cm Black	2.56	XFGTRB165
Tie Rod 170 cm Black	2.64	XFGTRB170
Tie Rod 175 cm Black	2.71	XFGTRB175
Tie Rod 180 cm Black	2.79	XFGTRB180
Tie Rod 185 cm Black	2.87	XFGTRB185
Tie Rod 190 cm Black	2.95	XFGTRB190
Tie Rod 195 cm Black	3.02	XFGTRB195
Tie Rod 200 cm Black	3.10	XFGTRB200
Tie Rod 205 cm Black	3.18	XFGTRB205
Tie Rod 210 cm Black	3.26	XFGTRB210
Tie Rod 215 cm Black	3.33	XFGTRB215
Tie Rod 220 cm Black	3.41	XFGTRB220
Tie Rod 225 cm Black	3.49	XFGTRB225
Tie Rod 230 cm Black	3.57	XFGTRB230
Tie Rod 235 cm Black	3.64	XFGTRB235
Tie Rod 240 cm Black	3.72	XFGTRB240
Tie Rod 245 cm Black	3.80	XFGTRB245
Tie Rod 250 cm Black	3.88	XFGTRB250
Tie Rod 255 cm Black	3.95	XFGTRB255
Tie Rod 260 cm Black	4.03	XFGTRB260
Tie Rod 265 cm Black	4.11	XFGTRB265
Tie Rod 270 cm Black	4.19	XFGTRB270
Tie Rod 275 cm Black	4.26	XFGTRB275
Tie Rod 280 cm Black	4.34	XFGTRB280
Tie Rod 285 cm Black	4.42	XFGTRB285
Tie Rod 290 cm Black	4.50	XFGTRB290
Tie Rod 295 cm Black	4.57	XFGTRB295
Tie Rod 300 cm Black	4.65	XFGTRB300
Tie Rod 310 cm Black	4.81	XFGTRB310
Tie Rod 320 cm Black	4.96	XFGTRB320
Tie Rod 330 cm Black	5.12	XFGTRB330
Tie Rod 340 cm Black	5.27	XFGTRB340
Tie Rod 350 cm Black	5.43	XFGTRB350
Tie Rod 360 cm Black	5.58	XFGTRB360
Tie Rod 370 cm Black	5.74	XFGTRB370
Tie Rod 380 cm Black	5.89	XFGTRB380
Tie Rod 390 cm Black	6.05	XFGTRB390
Tie Rod 400 cm Black	6.20	XFGTRB400
Tie Rod 410 cm Black	6.36	XFGTRB410
Tie Rod 420 cm Black	6.51	XFGTRB420
Tie Rod 430 cm Black	6.67	XFGTRB430
Tie Rod 440 cm Black	6.82	XFGTRB440
Tie Rod 450 cm Black	6.98	XFGTRB450
Tie Rod 460 cm Black	7.13	XFGTRB460
Tie Rod 470 cm Black	7.29	XFGTRB470
Tie Rod 480 cm Black	7.44	XFGTRB480
Tie Rod 490 cm Black	7.60	XFGTRB490
Tie Rod 500 cm Black	7.75	XFGTRB500
Tie Rod 510 cm Black	7.91	XFGTRB510
Tie Rod 520 cm Black	8.06	XFGTRB520
Tie Rod 530 cm Black	8.22	XFGTRB530
Tie Rod 540 cm Black	8.37	XFGTRB540
Tie Rod 550 cm Black	8.53	XFGTRB550
Tie Rod 560 cm Black	8.68	XFGTRB560
Tie Rod 570 cm Black	8.84	XFGTRB570
Tie Rod 580 cm Black	8.99	XFGTRB580
Tie Rod 590 cm Black	9.15	XFGTRB590
Tie Rod 600 cm Black	9.30	XFGTRB600

Steel Waling (SW)	Wt. (kg)	Code
	SW 120X55 - 060 cm	14.73 FWS02P060
	SW 120X55 - 090 cm	21.81 FWS02P090
	SW 120X55 - 120 cm	28.88 FWS02P120
	SW 120X55 - 150 cm	36.52 FWS02P150
	SW 120X55 - 180 cm	43.32 FWS02P180
	SW 120X55 - 210 cm	50.40 FWS02P210
	SW 120X55 - 240 cm	57.76 FWS02P240
	SW 120X55 - 270 cm	64.84 FWS02P275
	SW 120X55 - 300 cm	72.20 FWS02P300
	SW 120X55 - 330 cm	79.20 FWS02P330
	SW 120X55 - 360 cm	86.64 FWS02P360
	SW 120X55 - 390 cm	93.72 FWS02P390
	SW 120X55 - 400 cm	102.41 FWS02P400
	SW 120X55 - 420 cm	101.80 FWS02P420
	SW 120X55 - 450 cm	108.16 FWS02P450
	SW 120X55 - 480 cm	115.52 FWS02P480
SW 120X55 - 510 cm	122.60 FWS02P510	
SW 120X55 - 540 cm	129.96 FWS02P540	
SW 120X55 - 570 cm	137.04 FWS02P570	
SW 120X55 - 600 cm	144.11 FWS02P600	

W12

Finish: Painted

W12 Active Waler Connector



W12 Active Waler Connector
(for U-Channel 12)

9.48

FWS004

W12 Right Angle Waler Connector

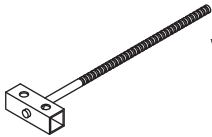


W12 Right Angle Waler Connector
(for U-Channel 12)

10.64

FWS003

W12 Waling Stop End Bracket

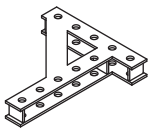


W12 Waling Stop End Bracket

1.05

FWS009

W12 Waling Corner Connector - 50

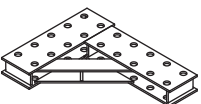


W12 Waling Corner Connector - 50

3.9

FWS014

W12 Waling Corner Connector - 100

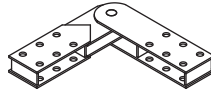


W12 Waling Corner Connector - 100

6.0

FWS013

W12 Adj. Waling Connector

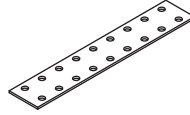


W12 Adj. Waling Connector

6.10

XFWS017

W12 Waling Splice-S

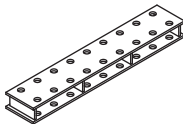


W12 Waling Splice-S

2.40

FWS010

W12 Waling Splice-D

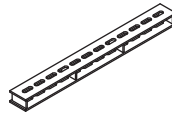


W12 Waling Splice-D

5.40

FWS011

W12 Unbent Waler Connector-76

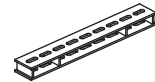


W12 Unbent Waler Connector-76

7.30

FWS002

W12 Unbent Waler Connector 56

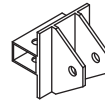


W12 Unbent Waler Connector 56

4.09

FWS023

W12 Waling Prop Connector



W12 Waling Prop Connector

1.82

XWSPC001

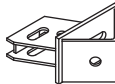
W12 Waler Bracket



W12 Waler Round Bracket

2.30

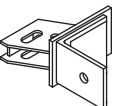
FWSRB020



W12 Waler Delta Bracket

2.40

FWSDB021

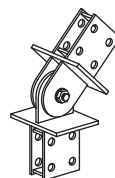


W12 Waler Gamma Bracket

3.34

FWSGB022


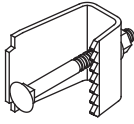
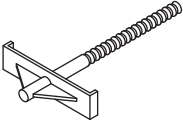
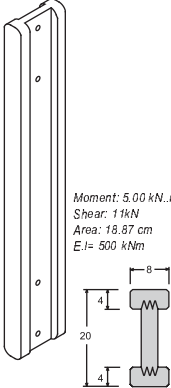

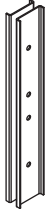
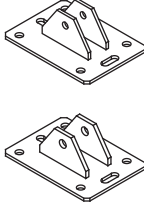

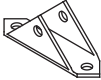

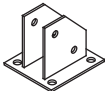
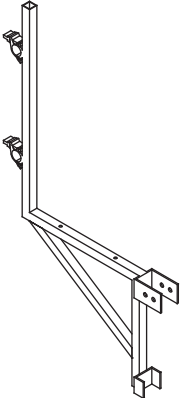
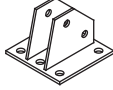
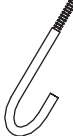


W12 Waling Pivot Cleat




W12 Waling Pivot Cleat

6.75

FWS021

		Wt. (kg)	Code			Wt. (kg)	Code
W12 Waling Adjustable Pivot Cleat				W12 Waling Single H2O Clamp (H2O to Waling)			
	W12 Waling Adjustable Pivot Cleat	9.36	FWS022		W12 Waling Single H2O Clamp (H2O to Waling)	0.43	FWS024
Waling Soldier Connector				H2O Timber Beam (TB)			
	Waling Soldier Connector	1.25	FWS012		H2O TB (200x80) 0125 cm 6.25 H2O TB (200x80) 0145 cm 7.25 H2O TB (200x80) 0165 cm 8.25 H2O TB (200x80) 0180 cm 9.00 H2O TB (200x80) 0225 cm 11.25 H2O TB (200x80) 0245 cm 12.25 H2O TB (200x80) 0265 cm 13.25 H2O TB (200x80) 0290 cm 14.50 H2O TB (200x80) 0295 cm 14.75 H2O TB (200x80) 0330 cm 16.50 H2O TB (200x80) 0360 cm 18.00 H2O TB (200x80) 0390 cm 19.50 H2O TB (200x80) 0450 cm 22.50 H2O TB (200x80) 0490 cm 24.50 H2O TB (200x80) 0590 cm 29.50 H2O TB (200x80) 1190 cm 59.50		FTBH20125 FTBH20145 FTBH20165 FTBH20180 FTBH20225 FTBH20245 FTBH20265 FTBH20290 FTBH20295 FTBH20330 FTBH20360 FTBH20390 FTBH20450 FTBH20490 FTBH20590 FTBH201190
H2O Waler Clamp (H2O to Waling W12+W10)							
	H2O Waler Clamp (H2O to Waling W12+W10)	0.70	XFGH20WC				
Splice of H2O Beam				HD Shoring Base			
	Splice of H2O Beam	8.40	FWS017		HD Shoring base-50 4.48 HD Shoring base-60 4.48		FSS99P056 FSS99P057
	<i>Finish: Painted</i> <i>Supplied with 4 numbers of M16 x 100 bolt & nut</i>				<i>Finish: Painted</i>		
Universal Lifting Bracket				Rocking Push Pull Prop Base			
	Universal Lifting Bracket	3.58	XFGULB01		Rocking Push Pull Prop Base	0.94	XFGRB001
					<i>Finish: Painted</i>		
Unbent Waler Connector Holder				Double Push Pull Prop Base			
	Unbent Waler Connector Holder	1.84	XWSUWCH20		Double Push Pull Prop Base	3.00	XFGRB002
	<i>Finish: Painted</i> <i>Supplied with 2 numbers of M16 x 100 bolt & nut</i>				<i>Finish: Painted</i>		
Waling Casting Bracket				Double Push Pull Prop Base- Modified			
	Waling Casting Bracket	13.84	FWS008		Double Push Pull Prop Base- Modified	3.46	XFGRB003
	<i>Finish: Painted</i> <i>Supplied with 1 number of M16 x 120 bolt & nut</i>				<i>Finish: Painted</i>		
				SF Anchor Hook 35 cm			
					SF Anchor Hook 35 cm	0.78	FSFAH35
Wedge				Waling Spacer-50			
					Wedge	0.59	FWS007
					Waling Spacer-50	0.09	XWSSP050
					<i>Finish: Painted Blue</i>		

Double Push Pull Props Double Adjustable (DPPPDA)



	Wt. (kg)	Code
DPPPDA 150cm (E/P Collar) HD	20.00	FDPD10015030E
DPPPDA 250cm (E/P Collar) HD	22.24	FDPD15025030E
DPPPDA 300cm (E/P Collar) HD	24.36	FDPD17030030E
DPPPDA 350cm (E/P Collar) HD	26.02	FDPD20035030E
DPPPDA 400cm (E/P Collar) HD	27.26	FDPD25040030E
DPPPDA 450cm (E/P Collar) HD	31.93	FDPD25045030E
DPPPDA 500cm (E/P Collar) HD	33.61	FDPD30050030E
DPPPDA 550cm (E/P Collar) HD	35.28	FDPD35055030E
DPPPDA 600cm (E/P Collar) HD	36.96	FDPD40060030E

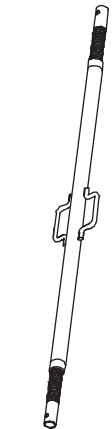
Single Rocking Push-Pull Prop (SRPPP)



	Wt. (kg)	Code
SRPPP 150cm (Painted Collar) HD	10.09	FRPP10015030P
SRPPP 200cm (Painted Collar) HD	12.21	FRPP12020030P
SRPPP 250cm (Painted Collar) HD	13.84	FRPP15025030P
SRPPP 300cm (Painted Collar) HD	15.96	FRPP17030030P
SRPPP 350cm (Painted Collar) HD	17.62	FRPP20035030P
SRPPP 400cm (Painted Collar) HD	19.30	FRPP25040030P
SRPPP 450cm (Painted Collar) HD	21.42	FRPP25045030P
SRPPP 500cm (Painted Collar) HD	23.09	FRPP30050030P
SRPPP 550cm (Painted Collar) HD	24.77	FRPP35055030P
SRPPP 600cm (Painted Collar) HD	26.44	FRPP40060030P

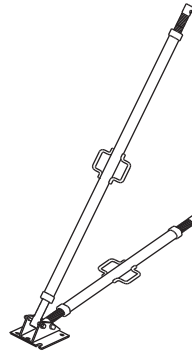
	Wt. (kg)	Code
SRPPP 150cm (E/P Collar) HD	10.09	FRPP10015030E
SRPPP 200cm (E/P Collar) HD	12.21	FRPP12020030E
SRPPP 250cm (E/P Collar) HD	13.84	FRPP15025030E
SRPPP 300cm (E/P Collar) HD	15.96	FRPP17030030E
SRPPP 350cm (E/P Collar) HD	17.62	FRPP20035030E
SRPPP 400cm (E/P Collar) HD	19.30	FRPP25040030E
SRPPP 450cm (E/P Collar) HD	21.42	FRPP25045030E
SRPPP 500cm (E/P Collar) HD	23.09	FRPP30050030E
SRPPP 550cm (E/P Collar) HD	24.77	FRPP35055030E
SRPPP 600cm (E/P Collar) HD	26.44	FRPP40060030E

Single Stabilizer (SS)



	Wt. (kg)	Code
SS 48-150 cm Painted	8.83	FSZS3848P150
SS 48-200 cm Painted	10.71	FSZS3848P200
SS 48-250 cm Painted	12.63	FSZS3848P250
SS 48-300 cm Painted	14.72	FSZS3848P300
SS 48-350 cm Painted	16.80	FSZS3848P350
SS 48-400 cm Painted	19.74	FSZS3848P400
SS 48-150 cm E/P	8.83	FSZS3848E150
SS 48-200 cm E/P	10.71	FSZS3848E200
SS 48-250 cm E/P	12.63	FSZS3848E250
SS 48-300 cm E/P	14.72	FSZS3848E300
SS 48-350 cm E/P	16.80	FSZS3848E350
SS 48-400 cm E/P	19.74	FSZS3848E400
SS 60-150 cm Painted	10.70	FSZS3860P150
SS 60-200 cm Painted	13.08	FSZS3860P200
SS 60-250 cm Painted	15.55	FSZS3860P250
SS 60-300 cm Painted	18.19	FSZS3860P300
SS 60-350 cm Painted	20.84	FSZS3860P350
SS 60-400 cm Painted	24.34	FSZS3860P400
SS 60-450 cm Painted	26.99	FSZS3860P450
SS 60-500 cm Painted	29.64	FSZS3860P500
SS 60-550 cm Painted	32.28	FSZS3860P550
SS 60-600 cm Painted	34.93	FSZS3860P600
SS 60-700 cm Painted	40.22	FSZS3860P700
SS 60-150 cm E/P	10.70	FSZS3860E150
SS 60-200 cm E/P	13.08	FSZS3860E200
SS 60-250 cm E/P	15.55	FSZS3860E250
SS 60-300 cm E/P	18.19	FSZS3860E300
SS 60-350 cm E/P	20.84	FSZS3860E350
SS 60-400 cm E/P	24.34	FSZS3860E400
SS 60-450 cm E/P	26.99	FSZS3860E450
SS 60-500 cm E/P	29.64	FSZS3860E500
SS 60-550 cm E/P	32.28	FSZS3860E550
SS 60-600 cm E/P	34.93	FSZS3860E600
SS 60-700 cm E/P	40.22	FSZS3860E700

Double Stabilizers (DS)

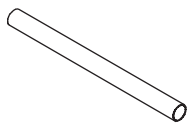


	Wt. (kg)	Code
DS 48-250 cm Painted	24.47	FSZD3848P250
DS 48-300 cm Painted	28.43	FSZD3848P300
DS 48-350 cm Painted	30.51	FSZD3848P350
DS 48-400 cm Painted	35.37	FSZD3848P400
DS 48-250 cm E/P	24.47	FSZD3848E250
DS 48-300 cm E/P	28.43	FSZD3848E300
DS 48-350 cm E/P	30.51	FSZD3848E350
DS 48-400 cm E/P	35.37	FSZD3848E400
DS 60-250 cm Painted	29.25	FSZD3860P250
DS 60-300 cm Painted	34.28	FSZD3860P300
DS 60-350 cm Painted	36.92	FSZD3860P350
DS 60-400 cm Painted	40.42	FSZD3860P400
DS 60-450 cm Painted	45.53	FSZD3860P450
DS 60-500 cm Painted	48.18	FSZD3860P500
DS 60-550 cm Painted	50.83	FSZD3860P550
DS 60-250 cm E/P	29.25	FSZD3860E250
DS 60-300 cm E/P	34.28	FSZD3860E300
DS 60-350 cm E/P	36.92	FSZD3860E350
DS 60-400 cm E/P	40.42	FSZD3860E400
DS 60-450 cm E/P	45.53	FSZD3860E450
DS 60-500 cm E/P	48.18	FSZD3860E500
DS 60-550 cm E/P	50.83	FSZD3860E550

New Single Stabilizer 48
New Single Stabilizer 60

Scaffold Tube (ST) Painted

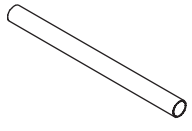
M.D. Tube



Finish: Painted
Dia.: 48.3 mm

	Wt. (kg)	Code
ST 100 cm MD	2.28	FSTP20100
ST 150 cm MD	3.42	FSTP20150
ST 200 cm MD	4.57	FSTP20200
ST 250 cm MD	5.71	FSTP20250
ST 300 cm MD	6.85	FSTP20300
ST 350 cm MD	7.99	FSTP20350
ST 400 cm MD	9.13	FSTP20400
ST 450 cm MD	10.27	FSTP20450
ST 500 cm MD	11.42	FSTP20500
ST 550 cm MD	12.56	FSTP20550
ST 600 cm MD	13.70	FSTP20600

H.D. Tube

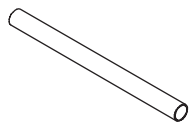


Finish: Painted
Dia.: 48.3 mm

	Wt. (kg)	Code
ST 100 cm HD	3.35	FSTP30100
ST 150 cm HD	5.03	FSTP30150
ST 200 cm HD	6.70	FSTP30200
ST 250 cm HD	8.38	FSTP30250
ST 300 cm HD	10.05	FSTP30300
ST 350 cm HD	11.73	FSTP30350
ST 400 cm HD	13.41	FSTP30400
ST 450 cm HD	15.08	FSTP30450
ST 500 cm HD	16.76	FSTP30500
ST 550 cm HD	18.43	FSTP30550
ST 600 cm HD	20.11	FSTP30600

Scaffold Tube (ST) Black

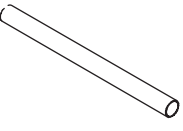
M.D. Tube



Finish: Black
Dia.: 48.3 mm

	Wt. (kg)	Code
ST 100 cm MD	2.28	FSTN20100
ST 150 cm MD	3.42	FSTN20150
ST 200 cm MD	4.57	FSTN20200
ST 250 cm MD	5.71	FSTN20250
ST 300 cm MD	6.85	FSTN20300
ST 350 cm MD	7.99	FSTN20350
ST 400 cm MD	9.13	FSTN20400
ST 450 cm MD	10.27	FSTN20450
ST 500 cm MD	11.42	FSTN20500
ST 550 cm MD	12.56	FSTN20550
ST 600 cm MD	13.70	FSTN20600

H.D. Tube

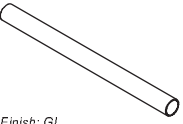


Finish: Black
Dia.: 48.3 mm

	Wt. (kg)	Code
ST 100 cm HD	3.35	FSTN30100
ST 150 cm HD	5.03	FSTN30150
ST 200 cm HD	6.70	FSTN30200
ST 250 cm HD	8.38	FSTN30250
ST 300 cm HD	10.05	FSTN30300
ST 350 cm HD	11.73	FSTN30350
ST 400 cm HD	13.41	FSTN30400
ST 450 cm HD	15.08	FSTN30450
ST 500 cm HD	16.76	FSTN30500
ST 550 cm HD	18.43	FSTN30550
ST 600 cm HD	20.11	FSTN30600

Scaffold Tube (ST) GI

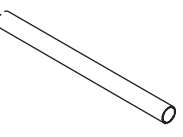
M.D. Tube



Finish: GI
Dia.: 48.3 mm


	Wt. (kg)	Code
ST 100 cm MD	2.28	FSTG20100
ST 150 cm MD	3.42	FSTG20150
ST 200 cm MD	4.57	FSTG20200
ST 250 cm MD	5.71	FSTG20250
ST 300 cm MD	6.85	FSTG20300
ST 350 cm MD	7.99	FSTG20350
ST 400 cm MD	9.13	FSTG20400
ST 450 cm MD	10.27	FSTG20450
ST 500 cm MD	11.42	FSTG20500
ST 550 cm MD	12.56	FSTG20550
ST 600 cm MD	13.70	FSTG20600

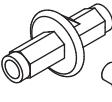
H.D. Tube




Finish: GI
Dia.: 48.3 mm

	Wt. (kg)	Code
ST 100 cm HD	3.35	FSTG30100
ST 150 cm HD	5.03	FSTG30150
ST 200 cm HD	6.70	FSTG30200
ST 250 cm HD	8.38	FSTG30250
ST 300 cm HD	10.05	FSTG30300
ST 350 cm HD	11.73	FSTG30350
ST 400 cm HD	13.41	FSTG30400
ST 450 cm HD	15.08	FSTG30450
ST 500 cm HD	16.76	FSTG30500
ST 550 cm HD	18.43	FSTG30550
ST 600 cm HD	20.11	FSTG30600


	Wt. (kg)	Code
Bolt, Nut and Washer		
	Bolt and Nut M12x100 (Half Threaded)	0.14 XFGGH1210
	Bolt and Nut M12x40 (Full Threaded) G8	0.10 XFGBF12040
	Bolt and Nut M16X150	0.33 XFGBF16150
	Bolt, Nut & Washer 16X100 mm	0.20 XFGBF16100
	Bolt, Nut & Washer 16X100 mm G10	0.25 XFGBG16100
	Bolt, Nut & Washer 16X40 mm	0.14 XFGBF16040
	Bolt, Nut & Washer 14X100 mm	0.15 XFGBF14100
	Bolt, Nut & Washer M12X80 (Carriage)	0.09 XFGBF12080
	Bolt, Nut & Washer 10X100 (Half Threaded)	0.08 XFGBH10100
	Bolt, Nut & Washer 10X75 (Full Threaded)	0.07 XFGBF10075
	Bolt, Nut & Washer 10X30 mm	0.04 XFGBON10030W
	Bolt and Nut w/o Washer 06x40 mm GI	0.01 XFGBON0640GN

	Wt. (kg)	Code
Water Stopper		
	Water Stopper GI-Finish	0.56 XFGWSE
	Water Reducer	0.09 XWSSP050

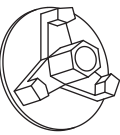
	Wt. (kg)	Code
Plastic Cone		
	Plastic Cone	0.01 XFGCONE

	Wt. (kg)	Code
Plastic Sleeve 1M		
	Plastic Sleeve 1M	0.15 XFGPSL100


One Meter length
For the required length use multiple of one meter

	Wt. (kg)	Code
Counter Plate		
	Counter Plate 90x90x6 mm	0.35 XFGCP60E09
	Counter Plate 90x90x8 mm	0.49 XFGCP80E09
	Counter Plate 150x150 mm	1.40 XFGCP80E15

	Wt. (kg)	Code
Wing Nut		
	Wing Nut E/P	0.30 XFGWNUTE

	Wt. (kg)	Code
Round Wing Nut		
	Round Wing Nut (Anchor Nut)	0.63 XANUT15100

Finish: Electroplated
DIA.: 100 mm

	Wt. (kg)	Code
Tie Rod		
	Tie Rod 015 cm Black	0.23 XFGTRB015
	Tie Rod 020 cm Black	0.31 XFGTRB020
	Tie Rod 025 cm Black	0.39 XFGTRB025
	Tie Rod 030 cm Black	0.47 XFGTRB030
	Tie Rod 035 cm Black	0.54 XFGTRB035
	Tie Rod 040 cm Black	0.62 XFGTRB040
	Tie Rod 045 cm Black	0.70 XFGTRB045
	Tie Rod 050 cm Black	0.78 XFGTRB050
	Tie Rod 055 cm Black	0.85 XFGTRB055
	Tie Rod 060 cm Black	0.93 XFGTRB060
	Tie Rod 065 cm Black	1.01 XFGTRB065
	Tie Rod 070 cm Black	1.09 XFGTRB070
	Tie Rod 075 cm Black	1.16 XFGTRB075
	Tie Rod 080 cm Black	1.24 XFGTRB080
	Tie Rod 085 cm Black	1.32 XFGTRB085
	Tie Rod 090 cm Black	1.40 XFGTRB090
	Tie Rod 095 cm Black	1.47 XFGTRB095
	Tie Rod 100 cm Black	1.55 XFGTRB100
	Tie Rod 105 cm Black	1.63 XFGTRB105
	Tie Rod 110 cm Black	1.71 XFGTRB110
	Tie Rod 115 cm Black	1.78 XFGTRB115
	Tie Rod 120 cm Black	1.86 XFGTRB120
	Tie Rod 125 cm Black	1.94 XFGTRB125
	Tie Rod 130 cm Black	2.02 XFGTRB130
	Tie Rod 135 cm Black	2.09 XFGTRB135
	Tie Rod 140 cm Black	2.17 XFGTRB140
	Tie Rod 145 cm Black	2.25 XFGTRB145
	Tie Rod 150 cm Black	2.33 XFGTRB150
	Tie Rod 155 cm Black	2.40 XFGTRB155
	Tie Rod 160 cm Black	2.48 XFGTRB160
	Tie Rod 165 cm Black	2.56 XFGTRB165
	Tie Rod 170 cm Black	2.64 XFGTRB170
	Tie Rod 175 cm Black	2.71 XFGTRB175
	Tie Rod 180 cm Black	2.79 XFGTRB180
	Tie Rod 185 cm Black	2.87 XFGTRB185
	Tie Rod 190 cm Black	2.95 XFGTRB190
	Tie Rod 195 cm Black	3.02 XFGTRB195
	Tie Rod 200 cm Black	3.10 XFGTRB200
	Tie Rod 205 cm Black	3.18 XFGTRB205
	Tie Rod 210 cm Black	3.26 XFGTRB210
	Tie Rod 215 cm Black	3.33 XFGTRB215
	Tie Rod 220 cm Black	3.41 XFGTRB220
	Tie Rod 225 cm Black	3.49 XFGTRB225
	Tie Rod 230 cm Black	3.57 XFGTRB230
	Tie Rod 235 cm Black	3.64 XFGTRB235
	Tie Rod 240 cm Black	3.72 XFGTRB240
	Tie Rod 245 cm Black	3.80 XFGTRB245
	Tie Rod 250 cm Black	3.88 XFGTRB250
	Tie Rod 255 cm Black	3.95 XFGTRB255
	Tie Rod 260 cm Black	4.03 XFGTRB260
	Tie Rod 265 cm Black	4.11 XFGTRB265
	Tie Rod 270 cm Black	4.19 XFGTRB270
	Tie Rod 275 cm Black	4.26 XFGTRB275
	Tie Rod 280 cm Black	4.34 XFGTRB280
	Tie Rod 285 cm Black	4.42 XFGTRB285
	Tie Rod 290 cm Black	4.50 XFGTRB290
	Tie Rod 295 cm Black	4.57 XFGTRB295
	Tie Rod 300 cm Black	4.65 XFGTRB300
	Tie Rod 310 cm Black	4.81 XFGTRB310
	Tie Rod 320 cm Black	4.96 XFGTRB320
	Tie Rod 330 cm Black	5.12 XFGTRB330
	Tie Rod 340 cm Black	5.27 XFGTRB340
	Tie Rod 350 cm Black	5.43 XFGTRB350
	Tie Rod 360 cm Black	5.58 XFGTRB360
	Tie Rod 370 cm Black	5.74 XFGTRB370
	Tie Rod 380 cm Black	5.89 XFGTRB380
	Tie Rod 390 cm Black	6.05 XFGTRB390
	Tie Rod 400 cm Black	6.20 XFGTRB400
	Tie Rod 410 cm Black	6.36 XFGTRB410
	Tie Rod 420 cm Black	6.51 XFGTRB420
	Tie Rod 430 cm Black	6.67 XFGTRB430
	Tie Rod 440 cm Black	6.82 XFGTRB440
	Tie Rod 450 cm Black	6.98 XFGTRB450
	Tie Rod 460 cm Black	7.13 XFGTRB460
	Tie Rod 470 cm Black	7.29 XFGTRB470
	Tie Rod 480 cm Black	7.44 XFGTRB480
	Tie Rod 490 cm Black	7.60 XFGTRB490
	Tie Rod 500 cm Black	7.75 XFGTRB500
	Tie Rod 510 cm Black	7.91 XFGTRB510
	Tie Rod 520 cm Black	8.06 XFGTRB520
	Tie Rod 530 cm Black	8.22 XFGTRB530
	Tie Rod 540 cm Black	8.37 XFGTRB540
	Tie Rod 550 cm Black	8.53 XFGTRB550
	Tie Rod 560 cm Black	8.68 XFGTRB560
	Tie Rod 570 cm Black	8.84 XFGTRB570
	Tie Rod 580 cm Black	8.99 XFGTRB580
	Tie Rod 590 cm Black	9.15 XFGTRB590
	Tie Rod 600 cm Black	9.30 XFGTRB600



Abu Dhabi

Dubai

T: +971 2 5500688

T: +971 4 8862855

F: +971 2 5500689

F: +971 4 8862558

P.O. BOX: 41851, Abu Dhabi, UAE

P.O. BOX: 18324, Jebel Ali, UAE

WWW.SCAFFCO.COM