



CONSTRUCTION BROCHURE

0118 989 4652





Wokingham
A1
group



Building on the heritage of the A1 Group of Companies, we excel not only in equipment rental but also provide an unparalleled waste disposal service, which has been a cornerstone of many of the UK's premier outdoor events for numerous years. With two decades of experience, the A1 Group has consistently delivered comprehensive waste management solutions, adapting to meet the evolving needs of our client requirements.

A1 Loo Hire provides the very latest, highest quality portable toilet and welfare hire for a whole range of business and commercial sectors that meet our clients' individual needs. Meanwhile, A1 Wet Waste specialises in delivering innovative, fully integrated waste management solutions, precisely tailored to meet our customers' needs. Whether you require occasional or long-term drainage services, we make the process straightforward and flexible.

Our extensive fleet of tankers and service vehicles is strategically positioned across our depots in Wokingham, Coventry, Thame, Portsmouth, Bridgend, Essex and Taunton ensuring an unparalleled support and service network to cater to your needs.



SERVICE PROCESS



ORDER

Once you have ordered your product or service with the Hire Desk



DELIVER

Our delivery/service drivers will attend site at the scheduled date



SERVICE

Servicing can be scheduled on a weekly or adhoc basis, with proof of service and delivery via email

STANDARD CHEMICAL PORTABLE TOILET

Our standard chemical toilets; site toilets are available for hire from any of our depots and will arrive steam cleaned and stocked with toilet roll and a wash basin, to ensure the highest level of cleanliness.

Our portable toilets are inclusive of a weekly service.



TECHNICAL DETAILS

Base: MD Polyethylene
Roof: HD Polyethylene
Door & Frame: HD Polyethylene
Side Panels: HD Polyethylene

DIMENSIONS

Total Weight: 85kg
(200lbs approx)
Total Width: 118mm
Total Depth: 1219mm

Total Height: 2286mm
Waste Tank Capacity: 227ltrs
Large Wash Basin Capacity:
65ltrs



HOT WASH CHEMICAL PORTABLE TOILET

Recirculating flush style tank operated by means of a hand pump. Large Health & Safety compliant sink, designed for full forearm immersion and foot operated for optimum efficiency. Ideal for long and short term worksites.

Instantaneous 3kW-water heater placed above the wash hand basin.

24-Volt submersible pumped water supply.

12 Volt courtesy light and acrylic mirror.

Full RCD/MCB protection conforming to the latest IEE regulations.



TECHNICAL DETAILS

Base: MD Polyethylene
Roof: HD Polyethylene
Door & Frame: HD Polyethylene
Side Panels: HD Polyethylene

DIMENSIONS

Total Weight: 90kg (200lbs approx)	Total Height: 2316mm
Total Width: 1166mm	Waste Tank Capacity: 225ltrs
Total Depth: 1215mm	Large Wash Basin Capacity: 65ltrs



MAINS CHEMICAL PORTABLE TOILET

Unlike standard portable toilets that require manual water filling, mains chemical portable toilets can be connected to a mains water supply. This allows for a continuous water source to flush the toilet and maintain hygiene.



TECHNICAL DETAILS


Base: MD Polyethylene
Roof: HD Polyethylene
Door & Frame: HD Polyethylene
Side Panels: HD Polyethylene

DIMENSIONS

Total Weight: 110kg	Flow Rate: 20 Seconds
Total Width: 1190mm	Water Temp: 40-43'c
Total Depth: 1090mm	Electricity Supply: 3.5KVA Generator or
Total Height: 2300mm	Standard Mains Supply




12FT WELFARE UNIT



Our 12-foot welfare units are a great fit for any construction site providing on-site canteen and welfare facilities for up to 6 people. Complete with a separate toilet, drying room, and plenty of space to sit and eat as well as a small internal kitchenette including microwave and kettle, they are a popular choice for longer term construction work. The units also complete with phone charging points and storage for workers to keep their personal belonging whilst on site.




16FT WELFARE UNIT



Our 16ft Welfare unit offers a contemporary solution for mobile welfare facilities on-site, accommodating up to 12 people. It includes a modern, easy-to-maintain separate toilet and drying room, ensuring ample canteen space without compromise. Welfare facilities on construction sites must be functional yet comfortable. Our 16ft unit boasts smooth, easy-to-clean surfaces, sturdy deadlock security doors, and also complete with phone charging points and storage for workers to keep their personal belonging whilst on site.



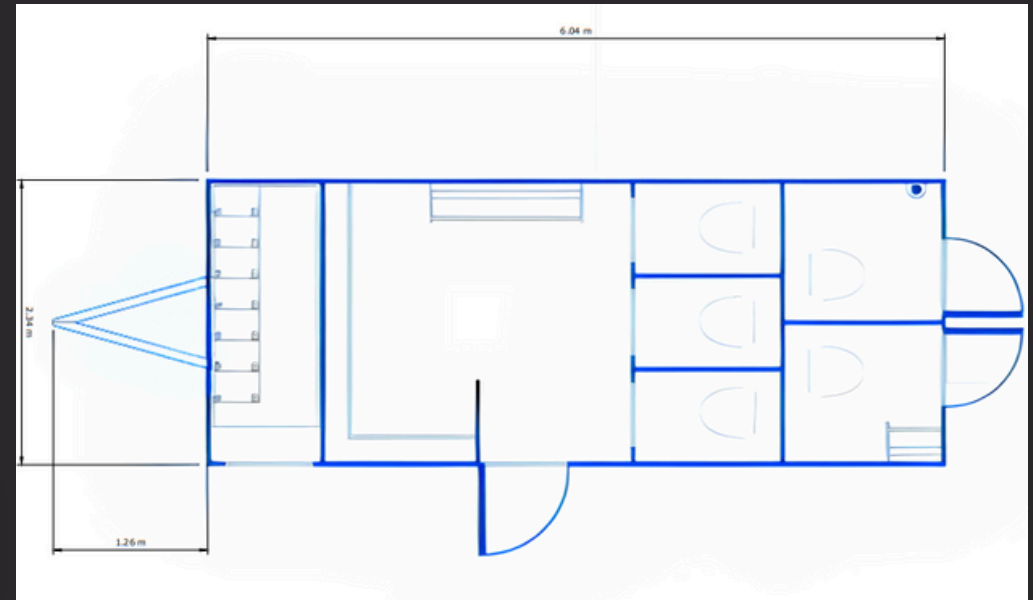
20FT WELFARE UNIT



This unit includes a modern and open plan canteen space including a table and comfortable seating area for 16 people. Our 20-foot units come inclusive of running hot water, microwave and kettle along with a separate toilet and drying room. The unit is perfect for rail projects as it also comes with Office space to use as a signing in point, containing power sockets for laptop and phone charging. The start-stop eco generator makes it a great fit for eco-friendly sites across the UK.



20FT ECO SOLAR UNIT



The 20-foot solar powered unit is a pure eco-unit designed and manufactured by the A1 Loo Hire Rail Division. The silent unit is ideal near residential developments as the solar panels power the batteries, meaning there's no need for a generator. The unit comes inclusive of a large shower cubicle and split male and female bathroom facilities including 5 toilet cubicles and 5 urinals. The unit has a large capacity water tank and waste tank and has also been fitted with an insulated fresh water tank to avoid water freezing in the winter. The unit can also be plugged into mains power if available.

TOWING SERVICES

A1 Loo Hire is not only a portable toilet hire company, we also specialise in towing welfare units.

With our 4x4 vehicles we can tow up 22ft in length, and to a maximum weight of 3.5tons, in and around the UK.





SERVICING LOO HIRE

We've been supplying temporary sanitation facilities at building sites since we started up back in 2004. We deliver a comprehensive service, meeting all your welfare and drainage needs from pre-construction to completion.

Our services include:
12ft-16ft Mobile Welfare unit service
Chemical Toilet service
Welfare Towing





SERVICING WET WASTE

We also offer drainage support, CCTV drain surveys. When we work with Utilities companies, we know it's your reputation on the line. We invest in our staff, equipment and fleet to ensure we always deliver the highest standard of work.



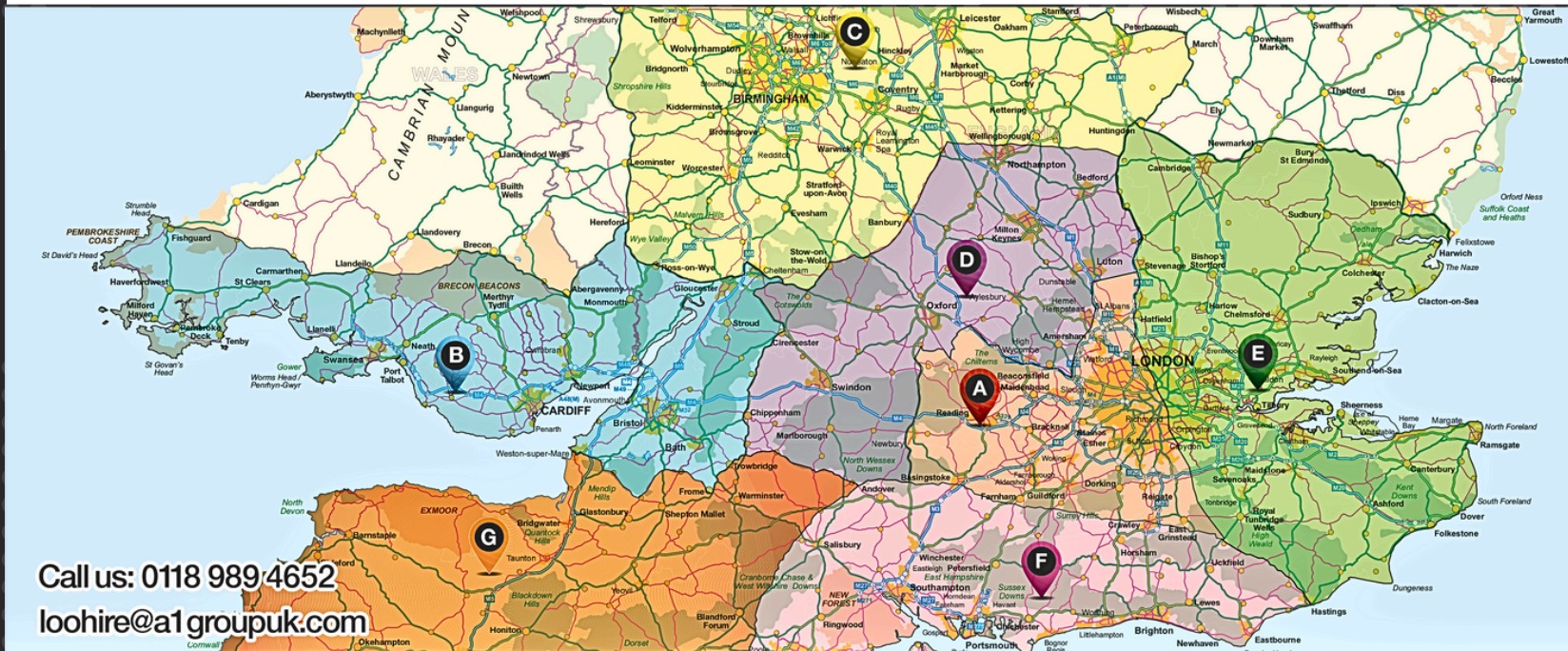


**LOO HIRE
& WET WASTE**



REGIONAL COVERAGE

This is our current regional coverage for construction, civil engineering and general weekly hire contracts. However, these boundaries can be extended if the volume of work requires.



Call us: 0118 989 4652
loohire@a1groupuk.com

Head Office

Silver Birches,
 Highland Avenue,
 Wokingham, Berkshire
 RG41 4SP
 0118 989 4652

Service Boundaries

A **WOKINGHAM** Tel: 0118 989 4652
 Longacres, Waterloo Road, Wokingham,
 Berkshire RG40 3DA

B **BRIDGEND** Tel: 01656 665 542
 Unit 7 Litchard Industrial Estate, Bridgend
 CF31 2AL

C **COVENTRY** Tel: 01676 541 199
 Unit 2b & 2c Springhill Industrial Estate,
 Colliers Way, Coventry CV7 8HN

D **OXFORD** Tel: 01865 688 255
 Thame Road, Oakley,
 Oxford HP18 9QQ

E **ESSEX** Tel: 01375 801 101
 Maidstone Road, Grays,
 Essex RM17 6NF

F **PORTSMOUTH** Tel: 02394 313 200
 Aston Road, Waterfooville,
 Portsmouth PO7 7RH

G **TAUNTON** Tel: 0182 321 4400
 West Bound Road, OPPSpeedyAccess,
 Wellington, TA21 9AD

www.a1groupuk.com