

SEPHRA[®]

CATERING EQUIPMENT AND SUPPLIES

PRODUCT BROCHURE
RELEASE DATE 2024 VERSION 1.0

SEPHRA HOUSE, DENBURN ROAD,
KIRKCALDY, FIFE, SCOTLAND, UK, KY1 2BJ

TELEPHONE: +44 (0)1592 656 737

WWW.SEPHRA.COM

EMAIL: INFO@SEPHRA.COM





Sephra embarked on its remarkable journey in the USA back in 2003, pioneering the art of chocolate fountains and introducing groundbreaking innovations that transformed ordinary events into extraordinary, unforgettable occasions. From the very beginning, Sephra set itself apart as the only brand with sanitation approval, ensuring that its chocolate fountains not only delighted but also met the highest standards of safety and hygiene.

On the other side of the Atlantic, a parallel narrative was unfolding in the UK. It all began in a modest garage, where the concept of renting out chocolate fountains ignited a fervent passion for sharing indulgent moments. The pivotal year of 2008 marked a turning point when Sephra Europe's Managing Director recognised the immense potential and forged a partnership with the original Sephra in the USA, becoming a distributor and heralding the birth of Sephra Europe.

Sephra Europe's journey continued to flourish, evolving from merely distributing chocolate fountains to offering an ever-expanding array of delectable dessert products. Fuelled by an unwavering commitment to quality and a relentless pursuit of innovation, Sephra Europe captivated a broader audience. The narrative reached a significant milestone in 2019 when Sephra Europe acquired the brand from the original Sephra in the USA. This acquisition allowed Sephra Europe to further solidify its status as a trailblazer in the industry.

From its humble beginnings in the world of chocolate fountains to its evolution into a comprehensive one-stop-shop dessert solution provider, Sephra's journey serves as a testament to the profound impact of passion, innovation, and unwavering commitment to excellence. The legacy of the brand continues to unfold, driven by an unswerving commitment to enhancing the joy of sharing delectable moments with loved ones.

SEPHRA HAS BEEN APPROVED BY SALSA

Sephra is certified by SALSA for their Brokers, Storage and Distribution Standard. SALSA successfully approved thousands of businesses against their Food and Drink Production Standard, launched their new Brokers, Storage and Distribution Standard. It designed for local wholesalers, fine food and speciality distributors and UK-based food brands under the SALSA umbrella, enabling SALSA to provide food safety assurance across the supply chain. This is especially important as food safety standards have never been under closer scrutiny.

SALSA certification is only granted to businesses that can demonstrate they are capable of supplying safe and legal food and are committed to continually meeting the requirements of the SALSA standard. The annual on-site inspections hold Sephra to a rigorous standard to ensure our customer know our products are stored and distributed in a safe and compliant way.

TEL: +44 (0)1592 656 737 **EMAIL:** INFO@SEPHRA.COM

BUY ONLINE: WWW.SEPHRA.COM

FOUNTAIN READY BELGIAN CHOCOLATE



SEPHRA CHOCOLATE

White Chocolate:
33.5% Cocoa

Milk Chocolate:
38.7% Cocoa

Dark Chocolate:
61.9% Cocoa



SEPHRA BELGIAN CHOCOLATE

Dark, White and Milk Chocolate

Fountain-ready without the need for additives for it to run beautifully in a chocolate fountain, Sephra Belgian Chocolate is specially formulated with extra cocoa butter in Belgium by Barry Callebaut to Sephra's unique recipe creating a wonderful soft mouth feel and rich delicious taste.

Popular with chefs and caterers the world over, these convenient easy-to-melt chocolate callets are designed for both commercial and home use and are perfect for Fondue, Chocolate Fountains, Baking, desserts and Confectionery.

SIZE

250g	450g (milk only)	907g	2.5kg	10kg
------	------------------	------	-------	------

SEPHRA SIMPLY BELGIAN CHOCOLATE

Dark, White and Milk Chocolate

Crafted in Belgium with precision and top-quality ingredients, Sephra Simply Belgian Chocolate offers a balanced sweetness and intricate flavours for an indulgent culinary experience. Its mild flavour blends seamlessly with various ingredients, allowing for versatile culinary combinations. With standard viscosity and smooth consistency, it's perfect for applications like enrobing, moulding, spraying, and decorating desserts with unwavering quality and performance.



SIZE

10kg

Please take note:

Unlike our other chocolate ranges, Sephra Simply Belgian Chocolate is not designed for fountains.

SEPHRA COMPOUND CHOCOLATE

Dark, White and Milk Chocolate Shavings

A chocolate lover's dream. Manufactured in the United Kingdom, this all-purpose chocolate blend brings convenience, deliciousness and an impeccable finish to your chocolate adventures.



What sets this product apart is its exceptional value. Sephra achieves affordability without compromising on quality or taste. By replacing chocolate liquor and cocoa butter with cocoa powder and vegetable oil, we offer a premium chocolate product without the premium price tag. Packaged in a 10Kg food-grade bag in box filled with chocolate buttons, it simplifies the melting process, all while keeping costs in check.

SIZE

10kg

TEL: +44 (0)1592 656 737

EMAIL: INFO@SEPHRA.COM BUY ONLINE: WWW.SEPHRA.COM

SEPHRA PREMIUM COUVERTURE CHOCOLATE

Dark, White and Milk Chocolate

Sephra Premium Fountain Ready Couverture Chocolate offers a luxurious taste with its authentic cocoa butter, ensuring a velvety mouthfeel. Ideal for chocolate fountains and various applications like melting and drizzling, it maintains a low viscosity without additional oils. While not Belgian, it boasts opulence and smoothness, proudly carrying the "couverture" designation. Positioned as a mid-cost range, it provides quality without the premium price tag, making it ideal for budget-conscious consumers.

SIZE

10kg


SEPHRA BELGIAN CHOCOLATE SHAVINGS

Dark, White and Milk Chocolate Shavings

Crafted from the finest Belgian chocolate, our shavings are a luxurious addition to any dessert creation, boasting a rich, velvety texture and exquisite flavour. Whether you're topping off a decadent cake, sprinkling over creamy ice cream, or enhancing speciality drinks, our shavings impress with premium quality and expert craftsmanship.

SIZE

2.5kg



COMMERCIAL FOUNTAINS

Since the start of Sephra in 2003, we have made it our objective to manufacture the best performing chocolate fountains in the world.

As pioneers in the chocolate fountain industry, we have dedicated ourselves to creating the highest quality, easiest to use and longest lasting chocolate fountains, all at the most affordable prices. We know our customers need professional fountains they can depend on, which is why we proudly offer the best chocolate fountain warranty and service interval in the industry.

We believe our products reputation in the marketplace now confirms our success in accomplishing our objective. Great attention to the smallest of details ensures your Sephra chocolate fountain will serve you well for many years.

Many of the quality features are not readily seen or understood by the owner. A good example of this is our patented Quickset tier design, that makes it easy to drop the tiers onto the exact location on the centre column, and keeps them perfectly level. Our removable bowl makes our fountains much easier to clean. Whisper quiet motors make our fountains run silently yet powerfully.

With an unparalleled level of experience we pride ourselves on our high standards of pre and post sales support. No matter what advice is required, we are on hand every step of the way.



EFFICIENCY

Every aspect of a Sephra Chocolate Fountain has been designed to provide ease of use.

- QuickSet™ Tiers
- Removable Bowl
- Light Weight
- High Capacity Heating Element
- Whisperquiet™ Motors

RELIABILITY

"Built to Last" - Only Sephra brand Chocolate Fountains have undergone the rigors of inspection and certification by industry certification agencies.

PROFITABILITY

A Sephra Chocolate Fountain requires less chocolate to run, fewer staff to operate and is sure to increase your bookings and per capita revenue.





CASCADE FOUNTAIN

Add a new look to your next event with the Sephra Cascade Chocolate Fountain. Chocolate flows over 12 or 16 multi-tiered tipped cups to radiate that WOW factor.

The Cascade Tierset is compatible with the Sephra CF34/44" Convertible and the Sephra CF44R Chocolate Fountains.

The Cascade Tierset is also sold separately so you can easily interchange Tiersets, adding a new dimension to the 34/44" Fountain you already own.

CF44R CASCADE TIERSET

- Three Cascade Tiers (Numbered for clarity)
- One Cylinder seal
- One Cascade Crown
- Includes custom carry case

CF34/44R CASCADE TIERSET

- Four Cascade Tiers (Numbered for clarity)
 - Two Cylinder seals
 - One Cascade Crown
- Includes custom carry case



TEL: +44 (0)1592 656 737

EMAIL: INFO@SEPHRA.COM BUY ONLINE: WWW.SEPHRA.COM

SEPHRA CHOCOLATE FOUNTAINS

COMMERCIAL FOUNTAIN INFORMATION

PRODUCT	HEIGHT	WIDTH	MIN/MAX CHOC	CERTIFICATION	ELECTRICAL	CASE	WARRANTY	SERVICE
CF18HR - Legend	48 cm	28 cm	1.8 / 2.5 Kg	CE	230v 230w (50-60Hz)	No	1 Year	500 Hour
CF23R - Cortez	59 cm	31.5 cm	2 / 3 Kg	CE NSF ETL	230v 390w (50-60Hz)	Yes	5 Year	1500 Hour
CF27R - Aztec	68 cm	38 cm	2.7 / 5 Kg	CE NSF ETL	230v 510w (50-60Hz)	Yes	5 Year	1500 Hour
CF34R - Montezuma	86 cm	47 cm	5.4 / 10 Kg	CE NSF ETL	230v 820w (50-60Hz)	Yes	5 Year	1500 Hour
CF44R - Sephra	112 cm	47 cm	6.3 / 10 Kg	CE NSF ETL	230v 820w (50-60Hz)	Yes	5 Year	1500 Hour
CF44RC - Convertible	86/112 cm	47 cm	5.4 - 6.3 / 10 Kg	CE NSF ETL	230v 820w (50-60Hz)	Yes	5 Year	1500 Hour
CF44RC HP - Convertible	86/112 cm	47 cm	5.4 - 6.3 / 10 Kg	CE NSF ETL	230v 820w (50-60Hz)	Yes	5 Year	1500 Hour
CF54RC - Convertible	86/112/137 cm	47 cm	5.4 - 6.3 - 7.4 / 10 Kg	CE NSF ETL	230v 820w (50-60Hz)	Yes	5 Year	1500 Hour

A FOUNTAIN FOR EVERY OCCASION

No matter the size of your event, Sephra has the perfect fountain to meet your needs. Their range includes models that can cater to intimate gatherings as well as those designed to impress at large-scale affairs. Choose from classic tiers for a timeless elegance or opt for cascade tiers for a mesmerizing chocolate waterfall effect that will leave your guests in awe.



COMMERCIAL CHOCOLATE FOUNTAIN CASES

Each Sephra Commercial Chocolate Fountain comes in a case designed specifically for each model.

The high impact double walled case protects your business investment.

TEL: +44 (0)1592 656 737

EMAIL: INFO@SEPHRA.COM BUY ONLINE: WWW.SEPHRA.COM

FOUNTAIN SNEEZE WIND GUARD SPECIFICATIONS

PRODUCT	HEIGHT	WIDTH	INTERNAL	WARRANTY	MATERIALS
CF23R - Sneeze / Wind Guard	42 cm	37 cm	28.5 cm	1 Year	Acrylic
CF27R - Sneeze / Wind Guard	59 cm	37 cm	28.5 cm	1 Year	Acrylic
CF34/44R - Sneeze / Wind Guard	89 cm	46 cm	39 cm	1 Year	Acrylic

SNEEZE WIND GUARDS

Our sneeze/wind guards are made from clear acrylic, allowing the same high impact image of curtaining chocolate, whilst providing 360 degrees of protection from the wind, airborne contamination and insects. Whether you are looking to keep contaminants (such as dust, insects and fingers) from the chocolate, or to protect against wind during outdoor events, these accessories provide the perfect solution.

All Sephra sneeze/wind guards are fitted with hinges and a clear acrylic removable door; this allows access to use your fountains easily and effectively.



CF34 & 44R Sneeze / Wind Guard



CF27R Sneeze / Wind Guard



CF23R Sneeze / Wind Guard

TEL: +44 (0)1592 656 737

EMAIL: INFO@SEPHRA.COM BUY ONLINE: WWW.SEPHRA.COM

CHOCOLATE FOUNTAIN DISPLAYS

Our Illuminated Chocolate Fountain Displays seamlessly blend practicality with elegance, offering versatility in various sizes to accommodate any fountain.

With spacious surrounds for customizable presentations, you can personalize your chocolate fondue experience. Choose from Sephra's selection of dipping items like fudge and marshmallows, or explore your creativity with diverse options to ensure your event is visually stunning and delightfully delicious.

- Made from heavy-duty food grade polypropylene.
- Welded so will not crack easily on impact.
- Colour changing light emitting diode (LED) system.
- Remote controlled



Twin Surround Suitable for: CF18HR, CF23R, CF27R Fountains



Surround available for: CF23R, CF27R, CF34R and CF44R Sizes

CF16E SELECT

Sephra 16" Chocolate Fountain is the smallest fountain in our domestic range with features such as Quickset™ Tier Set and WhisperQuiet™ motor making it ideal for small gatherings or regular parties.

CF18E CLASSIC

Sephra's 18" Classic Fountain is the largest of the two fountains, and is sure to make a statement with elegant styling and a beautiful brushed stainless steel base.

SEPHRA FOUNTAINS DOMESTIC FOUNTAINS

Sephra Domestic Fondue Fountains are the ultimate accessories for every Fondue lover and home entertainer.

Elegant styling, dishwasher safe parts, and a WhisperQuiet™ motor make these Domestic Chocolate Fountains a perfect addition to any special occasion. The removable stainless steel basin and QuickSet™ tiers allow for a quick and easy set up and clean up.

PRODUCT	HEIGHT	WIDTH	MIN CHOC	MAX CHOC	ELECTRICAL	WARRANTY	CERTIFICATION
CF16E - Select	55 x 50 x 72 cm	23 cm	1 Kg	1.8 Kg	230v - 180w (50-60Hz)	1 Year	CE/ROHS
CF18E - Classic	54 x 33 x 12 cm	28 cm	1.8 Kg	2.5 Kg	230v - 230w (50-60Hz)	1 Year	CE/ROHS

MELTING & DISPENSING EQUIPMENT



BOTTLE WARMERS

All warmers include the industry gold standard FIFO BOTTLE™, known as the best squeeze bottle for busy commercial restaurants and fast-food outlets.

The Sephra range of Sauce Bottle Warmers are a great way to offer warm dessert toppings such as melted Sephra Belgian Chocolate, Nutella or Biscoff whilst keeping the serving area clean and tidy.

These low energy machines have a small footprint making them ideal for any size of foodservice outlet.

The machines are extremely reliable and have separate adjustable thermostats for each bottle, allowing you to keep each different topping at its ideal temperature.

Available as Single, Double, Triple and Quadruple Bottle Warmer units you can choose the size that matches your menu offerings and perfectly suits your catering business needs.

FIFO BOTTLES

- Fast Dispensing
- Easy to clean and fill. Wide-mouth opening at both ends.
- Capable of dispensing particulates up to 1/8" inch.
- Proper food Rotation, First-In Sauce is the First-Out
- Small, Medium and Large Valves are ideal for a wide range of sauce viscosities. (Available in cases of six)
- NSF approved with patent protected non-drip valve.
- Fits all Sephra Bottle Warmers.

Bottle Dimensions: Diameter: 8.7cm, Height: 21 cm



PRODUCT	DIMENSIONS	PACK SIZE	ELECTRICAL	NET	GROSS	WARRANTY	CERTIFICATION
Single Bottle Warmer	16 x 22 x 21cm	24 x 29 x 35cm	200W - 240V - 50/60Hz	2.0 kg	2.6 kg	1 Year	CE
Double Bottle Warmer	27 x 22 x 21cm	34 x 29 x 35cm	400W - 240V - 50/60Hz	3.0 kg	3.5 kg	1 Year	CE
Triple Bottle Warmer	40 x 22 x 21cm	40 x 29 x 35cm	600W - 240V - 50/60Hz	4.1 kg	4.8 kg	1 Year	CE
Quad Bottle Warmer	53 x 22 x 21cm	60 x 29 x 35cm	800W - 240V - 50/60Hz	5.0 kg	5.9 kg	1 Year	CE

TEL: +44 (0)1592 656 737

EMAIL: INFO@SEPHRA.COM BUY ONLINE: WWW.SEPHRA.COM

SEPHRA CHOCOLATE MELTERS

Sephra's warmers, melters, and dispensers offer precise heating and customisable serving options for chocolate enthusiasts of all levels.



Renowned for their exceptional quality and functionality, Sephra Chocolate Melters are designed to facilitate the melting and maintenance of chocolate at the ideal temperature for various applications.

Crafted with a heat-resistant plastic case housing a removable stainless steel bowl, these melters offer convenience and ease of cleaning. The dry heat system ensures uniform warming throughout the container, guaranteeing consistent melting of chocolate without any hot spots.



PRODUCT	DIMENSIONS	ELECTRICAL	CAPACITY	THERMOSTAT	WARRANTY	CERTIFICATION
3 x 0.8 Ltr Chocolate Melter	38 x 23 x 13 cm	230v - 90w (50-60Hz)	3 x 0.8 Ltr	0 - 50°C	1 Year	CE
1.5 Ltr Chocolate Melter	26 x 20 x 13 cm	230v - 80w (50-60Hz)	1.5 Ltr	0 - 50°C	1 Year	CE
2x 1.5 Ltr Chocolate Melter	40.5 x 26 x 14 cm	230v - 160w (50-60Hz)	2 x 1.5 Ltr	0 - 50°C	1 Year	CE
3.5 Ltr Chocolate Melter	39 x 21 x 13 cm	230v - 80w (50-60Hz)	3.5 Ltr	0 - 50°C	1 Year	CE
9 Ltr Chocolate Melter	41 x 36 x 13 cm	230v - 200w (50-60Hz)	9 Ltr	0 - 50°C	1 Year	CE

TEL: +44 (0)1592 656 737

EMAIL: INFO@SEPHRA.COM BUY ONLINE: WWW.SEPHRA.COM

SEPHRA TOPPING WARMER WITH PUMP

Sephra's Topping Warmer with Pump is the ultimate solution for maintaining the perfect warmth of soups, sauces, cheeses, and more, making it an indispensable asset for buffets, restaurants, hotels, outdoor fairs, and any food service setting. The innovative design ensures that your food never burns, guaranteeing consistent quality every time.

- Stainless steel construction
- Temperature controlled Thermostat (6 levels) for accurate heat control
- Wrap-around heating element provides even heat; eliminating hot spots
- Fits #10 can or 3.5 Qt (approx 3.3L) jar pot
- Non-skidding rubber feet
- Power On/Off switch
- Easy to use and clean



HEATED NUTELLA DISPENSER

This range of dispensers are specifically designed to work with the Nutella® catering 3kg tubs.

Sephra's innovative solution will allow you to serve heated Nutella® directly from the tub in a clean and efficient way. These dispensers will speed up service, reduce wastage and improve portion control.

Made from stainless steel the dispensers are perfect for desert lounges, creperies, kiosks, ice cream parlours, cafés, restaurants and hotels.

TEL: +44 (0)1592 656 737

EMAIL: INFO@SEPHRA.COM BUY ONLINE: WWW.SEPHRA.COM

HOT CHOCOLATE DISPENSER 5L

The Sephra 5L Hot Chocolate Dispenser, in White, Black, Stainless Steel or Gold, is a convenient and reliable machine perfect for heating, mixing and dispensing hot drinking chocolate. Used in combination with Sephra's Luxury Belgian Drinking Chocolate you can create delicious hot chocolate drinks with a full-bodied, rich taste in a simple and efficient way.

PRODUCT	Choc Dispenser
DIMENSIONS	30 x 26 x 49cm
ELECTRICAL	1100W
NET	7.2kg
VOLUME	5L
WARRANTY	1 Year
CERTIFICATION	CE, NSF, ETL



- Available in 1kg bags of Dark and Milk
- 16 bags per outer case of 53cm x 28cm x 30cm
- Gross weight: 16Kg
- 30 x 200ml servings per 1kg bag

BELGIAN HOT DRINKING CHOCOLATE 1KG

Sephra luxury drinking chocolate is made from the finest 100% Ground Belgian chocolate. Perfectly soluble in hot dairy and non-dairy milks, Sephra Belgian Hot Drinking Chocolate combines the wealth of authentic and overwhelming chocolate taste convenient when serving in busy cafés and restaurants. Sephra's drinking chocolate effortlessly creates a wonderfully frothy cup of pure indulgence when steamed together with milk or mixed in a Sephra Hot Drinking Chocolate Dispenser.

TEL: +44 (0)1592 656 737

EMAIL: INFO@SEPHRA.COM BUY ONLINE: WWW.SEPHRA.COM

SEPHRA ROTARY WAFFLE MAKERS



SIX COMPATIBLE WAFFLE PLATES TO FIT ON ONE WAFFLE MAKER!

EXPAND YOUR RANGE WITH SEPHRA'S WAFFLE MAKERS

Make delicious, quick and easy Waffles thanks to the machine's built-in adjustable timer, thermostat and audible alarm which tells you when your waffles are ready. No extensive training is required – simply pour Sephra's Premium Waffle Mix into the baker, close, flip and the baker will beep when the waffles are ready to enjoy.

Thanks to the innovative 180-degree turning of the baking plates, your waffle mix is evenly distributed, resulting in flawlessly cooked waffles every time.

Cleaning up is a breeze with the waffle maker's easy-to-use coated plates, preventing any sticking and allowing for effortless removal and cleaning after use.

For best results use Sephra's add water only Waffle Mix which is available in convenient 3Kg bags.

BUBBLE WAFFLE MAKER

The Bubble Waffle, also known as Hong Kong Egg Waffle, was originally conceived in Hong Kong and is now a craze that is taking the world by storm. The filling options are endless, choose from strawberries, raspberries, cream, chocolate sauce, Nutella, banana, salted caramel sauce, ice cream and gelato to name but a few fabulous combinations. The Bubble Waffle batter is made using a simple to use add water only Sephra mix and is available in convenient 3Kg bags.

MINI DONUT WAFFLE MAKER

Add a creative twist to your menu with Sephra Mini Donut Waffle Maker. Create 7 perfectly golden, fluffy mini donuts in minutes with our easy-to-use Mini Donut Waffle Maker. Featuring non-stick cooking plates and hassle-free cleanup, it's the perfect addition to any commercial kitchen.

TEL: +44 (0)1592 656 737

EMAIL: INFO@SEPHRA.COM BUY ONLINE: WWW.SEPHRA.COM



FILLED WAFFLE MAKER

Sephra's Filled Waffle Maker allows you to make delicious, warm, fluffy waffles stuffed with your favourite fillings.

Indulge in endless creativity as you experiment with a variety of sweet or savoury fillings. Imagine biting into a waffle stuffed with gooey chocolate, creamy Nutella, or fresh berries. Or perhaps you prefer a savoury twist with melted cheese, crispy bacon, or scrambled eggs. The possibilities are endless!

Sephra's Filled Waffle Maker ensures perfect results every time. Simply pour your batter, add your desired fillings, close the lid, and let the magic happen. You'll be treated to golden waffles in just minutes with a delightful filling surprise waiting inside.

SKINNY WAFFLE MAKER

Make delicious, sweet or savoury snacks with Sefhra's new Skinny Waffle Maker; which is twice as cost effective as its standard Belgian counterpart! Using less than half the required mix of a regular Belgian Waffle Maker, it not only gives you more bang for your buck, but fewer calories per serving. Waffles are thinner and lighter; yet crispy and golden, and can be served up with all your chosen toppings or made into a sandwich or taco.

- 60% less mix
- 20% less energy
- 280 Waffles per case
- 70 Waffles per 3Kg bag
- Less calories per serving

WAFFLET MAKER

Our Sefhra Wafflet Maker is a tried and tested method of baking perfectly rounded mini sized Wafflets every time.

Wafflets have the same light, crispy texture and classic taste as the Belgian Waffles only smaller allowing these bite size Wafflets to be eaten on the go, making them ideal for takeaways. The filling options are endless, from strawberries, raspberries, cream, Chocolate Sauce, Nutella, Banana, Salted Caramel Sauce, Ice Cream and Gelato to name but a few fabulous combinations.

PRODUCT	DIMENSIONS	ELECTRICAL	CERTIFICATION	WARRANTY
Rotary Waffle Maker	20 x 48 x 26 cm	230v - 1.5kw (50-60Hz)	CE - ROHS	1 Year

SEPHRA CROFFLE MAKER

Imagine the flaky, buttery goodness of a croissant combined with the crispy, golden perfection of a waffle.

Time is money, and our easy-to-clean coated plates make post-service cleanup a breeze. Reduce downtime and keep your dessert production line running smoothly.



Our Croffle Maker boasts an ingenious rotating feature, enabling it to sit at an angle, effectively draining excess oils into the convenient drip tray. Say goodbye to excessive grease while maintaining the delicious taste your customers crave.

No extensive training required! With adjustable timers and thermostats, complete with an audible alarm, you can achieve consistent croffle perfection every time. Your chefs will appreciate the ease of use, ensuring a seamless culinary process. Begin your day with the perfect croffle or surprise your patrons with innovative culinary creations. With the Sephra Croffle Maker in your kitchen, you're not just making desserts; you're creating memorable experiences.

Experience innovation, convenience, and culinary delight like never before. Invest in the Sephra Croffle Maker today and take your dessert business to new heights!



TEL: +44 (0)1592 656 737

EMAIL: INFO@SEPHRA.COM BUY ONLINE: WWW.SEPHRA.COM

WAFFLE BALL MAKER

The Sephra Commercial Waffle Ball Maker will produce 25 Ball Waffles every 2 minutes. This high quality Waffle Ball Maker is perfect for Kiosks, Buffets and Restaurants.

These bite sized Waffle Balls have recently become popular around the world. Both adults and children have enjoyed making and tasting the novelty snack and now they're beginning to hit consumers in store.

With a fantastic profit margin, the ability to decorate to suit seasons and the fact that this sweet treat is verging on a world wide craze, there really never has been a better time to buy your business a Commercial Waffle Ball Maker.



LONG LOLLY WAFFLE MAKER

Eat waffles on the go with our unique plate shape which allows you to create 4 long lolly shaped waffles baked on a stick.

Children love these sweet snacks on a stick. Whether served with sugar, dipped in chocolate or caramel, they are a real treat.

PRODUCT	Waffle Maker
DIMENSIONS	310x340x250mm
ELECTRICAL	230 V / 2,2 kW
NET	20kg
MATERIAL	Stainless Steel Casing
WARRANTY	1 Year
CERTIFICATION	CE
PLATES	Coated Aluminium
THERMOSTAT	Yes

TEL: +44 (0)1592 656 737

EMAIL: INFO@SEPHRA.COM BUY ONLINE: WWW.SEPHRA.COM

SEPHRA WAFFLE FRIES MAKER

They look like Fries...Taste like waffles!The Sephra Waffle Fries Maker creates thirteen perfect tasty fries shaped waffle sticks that are perfect for dishing out at Fairs & Festivals or Coffee Shops as a light snack. Choose your dipping preference... savoury or sweet.

Length of Fries: 12cm

Number of fries per time: 13

- Stainless Steel Casing
- Aluminium Baking Plates
- Non-Stick Coating
- EEE Technology
- 180° left/right pivoting for optimal dough distribution
- Digital Timer
- Thermostat with on/off function
- Pilot Light
- Drip Tray
- Height-adjustable Feet
- Weight: 11Kg



SEPHRA ICE CREAM WAFFLE CONE MAKER

Make unique hand-made Ice Cream cones at your kiosk with the Sephra Ice Cream Cone Waffle Maker. This Commercial Ice Cream Cone Waffle Maker can also be used for making Lace Cookies and Waffle Sandwiches. With a super quick baking time you can easily make your Ice Cream Waffle Cones or other delicious baked goods.





Sephra Pancake Maker
Uncoated Cast Iron Plates



Sephra Donut Waffle Maker
Coated Aluminium plates



Sephra Lorraine Waffle Maker
Uncoated Cast Iron Plates



Greek Waffle Maker
Uncoated Cast Iron Plates



Sephra Waffle Ball Maker
Coated Aluminium Plates



Brussels Waffle Maker
Uncoated Cast Iron Plates



Big Heart Waffle Maker
Uncoated Cast Iron Plates



Small Heart Waffle Maker
Coated Aluminium Plates



Bear Waffle On a Stick
Coated Aluminium Plates



Square Lolly Waffle On a Stick
Uncoated Cast Iron Plates



Heart Waffle On a Stick
Uncoated Cast Iron Plates



Butterfly Waffle On a Stick
Uncoated Cast Iron Plates

PRODUCT	DIMENSIONS	ELECTRICAL	CERTIFICATION	WARRANTY
Aluminium Waffle Makers	31 x 34 x 25 cm	230v - 2.2kw (50-60Hz)	CE - ROHS - WEEE / DE61709673	1 Year
Cast Iron Waffle Makers	31 x 34 x 25 cm	230v - 2.2kw (50-60Hz)	CE - ROHS - WEEE / DE61709673	1 Year

BAKERY MIXES





GLUTEN FREE & VEGAN WAFFLE MIXES

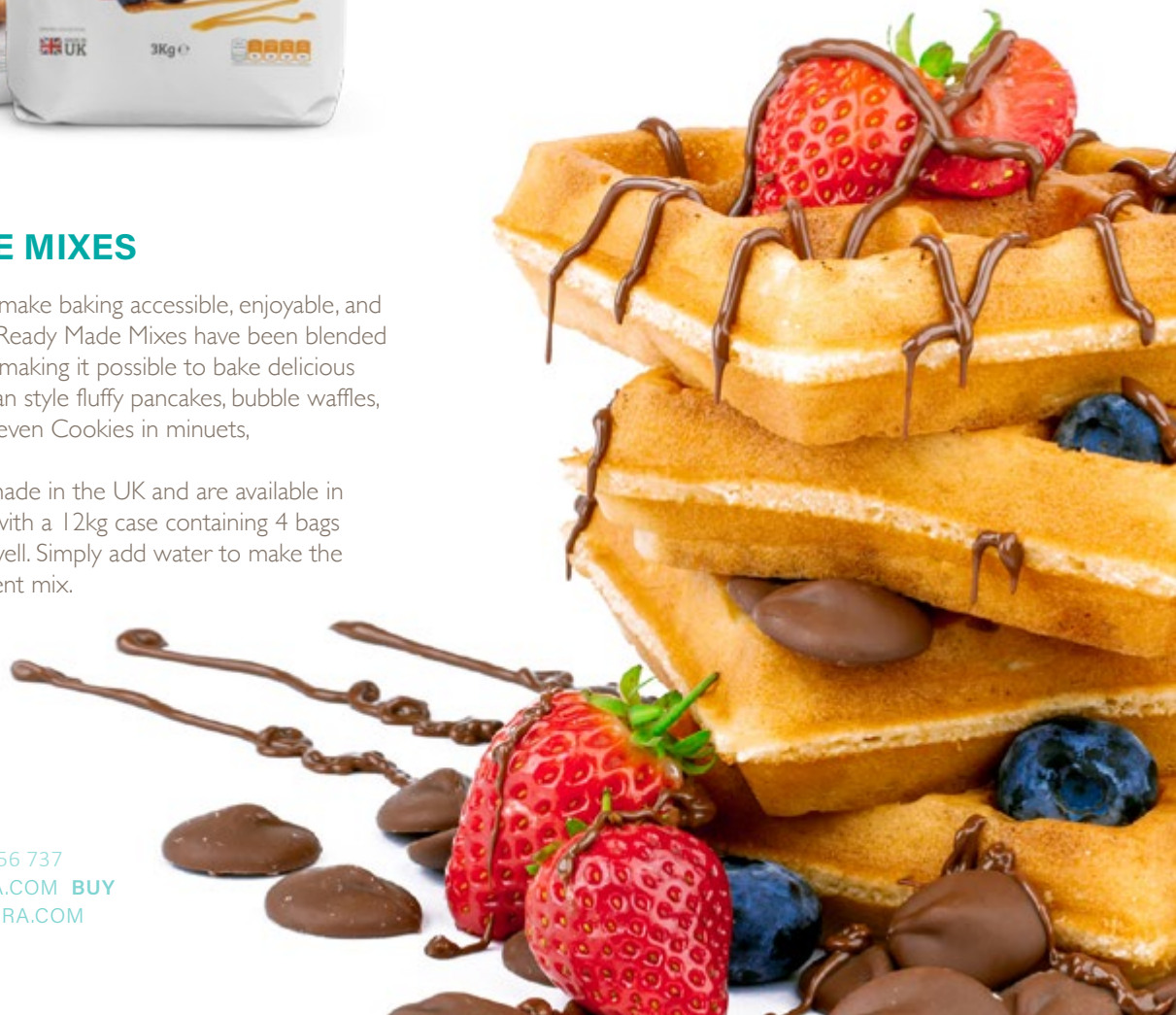
Sephra's mixes cater to a wide range of tastes and dietary preferences. Our Gluten-Free Waffle Mix offers a delicious alternative for those with dietary restrictions. Enjoy the same exceptional taste and texture without gluten.

Alternatively our Vegan Waffle Mix is an ideal choice for those following a vegan lifestyle, delivering organic waffles bursting with flavour for any occasion.

READY MADE MIXES

At Sephra, we aim to make baking accessible, enjoyable, and utterly delicious. Our Ready Made Mixes have been blended to our specific recipe, making it possible to bake delicious sweet waffles, American style fluffy pancakes, bubble waffles, Churros, Donuts and even Cookies in minutes,

All of our mixes are made in the UK and are available in convenient 3Kg Bags with a 12kg case containing 4 bags available to order as well. Simply add water to make the delicious and convenient mix.



SEPHRA COMMERCIAL CREPE MAKERS

Sephra are proud to introduce high quality Commercial Crêpe Makers, machined and approved for contact with food. Our Commercial Crêpe Makers and accessories are the best in the industry.

Crêpes offer an extremely high profit margin to any business given the low cost of our 'Add Water Only' Crêpe Ready Mix. Speed, power, evenness and consistency are the key words to define our range of electric Commercial Crêpe Makers designed to meet all your requirements.

SEPHRA CREPE PRESS

The Sephra Crepe Press makes baking French Crepes and Galettes a snap, creating a consistent size, thickness and quality. Simply add your pre-prepared toppings. Due to the compactness of the Sephra Crepe Press machine it is also easy to offer Wraps.

- Stainless Steel Casing
- Non-stick coated aluminium baking plates
- On/off Switch
- Digital Timer
- Pilot Light
- Thermostat
- Height-adjustable feet
- Makes 1 crêpe at Ø 300 mm



COMMERCIAL CREPE MAKER

Manufactured with premium materials for professionals to use in Commercial foodservice applications. The Sephra Crêpe Griddle has one coiled heating element for uniform heat distribution and thermostatic control from 50°C to 300°C for precision cooking.

- Stainless steel frame
- Coiled heating element for uniform heat distribution
- Cast iron baking plate Ø 400mm / 40cm diameter machined approved for contact with food
- Heat insulation if the elements for a consistent distribution of heat
- Heating Indicator Light
- Machine Dimensions 400 x h 125 mm
- 3000 watt / 230v 13Amp
- Net Weight 16Kg

TEL: +44 (0)1592 656 737 EMAIL: INFO@SEPHRA.COM
BUY ONLINE: WWW.SEPHRA.COM

CREPE MAKING SUPPLIES

In the world of culinary artistry, it's the attention to detail that sets the extraordinary apart from the ordinary. When it comes to crafting perfect crepes, the quality of your supplies plays a pivotal role. At Sephra, we take immense pride in offering a comprehensive range of Crepe Making Supplies meticulously selected to ensure that every aspect of crepe creation is nothing short of perfection.



SEPHRA NON-STICK PERFECTION

Flipping and folding crepes should be a seamless process, and our Non-Stick Oil Spray ensures that your crepes release effortlessly from the cooking surface. No more torn crepes or sticky situations – just perfectly golden-brown results every time.



Sephra Non-Stick Waffle & Crêpe Spray



Sephra Spatulas
30cm, 35cm, 40cm

Crêpe Griddle Abrasive Stone



Stainless Steel Crêpe Spreader



Sephra Crêpe Griddle Greaser



10 x Sephra Crêpe Griddle Greaser Felt Pads

SEPHRA PRO BLENDER 2L

Whether you're bustling restaurant, or a cafe owner, our blender is designed to exceed your expectations.

- **High-Speed Performance:** The Sephra Pro Blender makes crafting smoothies, milkshakes, and sauces a breeze with quick preset controls for precision.
- **Versatile Culinary Power:** Say goodbye to clutter with this blender that can handle soups, meat processing, and more, consolidating multiple kitchen appliances into one.
- **Durable Design:** Built tough for commercial use, featuring a robust motor and advanced blades for long-lasting performance.
- **Enhanced Control:** Take charge of blending with preset modes, Pulse function, and adjustable settings for perfect textures every time.
- **Whisper-Quiet Operation:** Enjoy a peaceful kitchen environment thanks to the blender's soundproof enclosure.
- **Extra Jug Included:** Get added value with a free spare jug included with your purchase, adding convenience to your blending experience.

SEPHRA STICK BLENDER

With a full commercial warranty and versatile variable speed control, The compact Sephra MX050 160mm Hand Mixer is a powerful and reliable hand blender. Featuring a high quality durable construction and sturdy detachable shaft. The Sephra MX050 Hand Mixer can easily blend and aerate up to 4 litres of soup, sauces and dressings.

- **Mixer:** Indispensable for the preparation of Waffle, Pancake & Crepe mixes, Soups, Salad Dressings, Gravies, Sauces, Mayonnaise, Refried Beans and many other applications.
- **Whisks:** For easy preparation of Batters, Creams, Mousseline Sauces and Whipped Egg Whites.
- **Foodmill/ricer:** Ideal for making Purees, Smooth Vegetable Creams, Compotes, etc.
- **Cutter:** Allows you to grind, mix, chop Vegetables, Garlic, Onions, Herbs, Parsley, Nuts, Minced Meat, Parmesan and making Short Crust Pastry or Bread Dough.

Machine Diameter: 70mm
Total Length: 395mm
Total Length: 160mm
Weight: 1Kg
Output Max: 220W
 RPM Loaded: 3 000 to 13 000.
Volume: 1 to 4L



SEPHRA MILKSHAKE MIXERS

The Sephra Single and double Milkshake Mixer has a heavy-duty die-cast housing for optimal durability, cleanliness and appearance. This Milkshake machine mixes drinks at twice the speed of ordinary beverage mixers.

- **Antirust stainless steel** 201 structure to ensure longer life.
- **Non-Skid Rubber Feet** to prevent slipping.
- **Stainless Steel Motor Cover** has high pressure and damage resistance protecting the motor.
- **Thickened main body and base** to support entire machine.

Dimensions: 230 x 230 x 530mm

Voltage: 220-240v 50/60Hz

Power: 0.16Kw



SEPHRA PLANETARY MIXER

The Sephra 7 Litre Planetary Commercial Stand Mixer is a robust and reliable machine that is particularly suited for all processes of pastry making, bakery and catering. The removable bowl simplifies washing, whether manual or in the dishwasher. The variable speed control allows a great range of speeds to suit all mixing requirements.

The Sephra 7 Litre Planetary Commercial Mixer is supplied with spatula, hook and whisk.

Outer Dimensions: Carton: 48 x 32 x 49 cm

Gross Weight: Carton: 16.5 Kg

Dim Weight: Carton: 20 Kg

SEPHRA DONUT DISPENSER WITH STAND

Sephra's handheld mini and regular sized Donut Depositor is a quick, no fuss method of making well formed fresh tasting Donuts every time. Made with food-grade aluminium and stainless steel the Sephra Donut dispenser is ideal for gas or electric Donut Fryers. Features an adjustable dosage to alter the weight / size of your Donut and a convenient stand for storage between batches. The plunger is easily removed for simple cleaning



SEPHRA DUO LANE 240 COMMERCIAL DONUT MACHINE

The Sephra Duo Lane 240 fully automatic Commercial Donut Machine is reliable, easy to operate, clean and maintain. With its two cooking lanes, the machine is capable of producing up to 240 full sizes doughnuts per hour.

- Makes up to 240 full-size cake donuts per hour.
- Shortening/oil capacity - 8L
- Dough dispenser capacity - 7L
- Adjustable Temperature
- Adjustable cooking time
- Adjustable donut weight/size
- Built-in oil drain valve
- Made of food-grade stainless steel AISI 304
- 1 Year RTB Warranty
- Net Weight 27Kg
- Dimensions: 790 x 550 x 600mm
- 230v 2650 watts Single Phase 50 Hz



TEL: +44 (0)1592 656 737

EMAIL: INFO@SEPHRA.COM BUY ONLINE: WWW.SEPHRA.COM



SEPHRA THEATRICAL POPCORN STAGING CABINET

Sephra's Theatrical Popcorn Staging Cabinet is a patented innovation designed for front counter use. Measuring 750mm or 950mm wide. Watch your popcorn come alive and dance up and down the display window thanks to the machines forced air popcorn crisping system, which maintains the popcorns taste and texture perfectly. The bright LED lights enhance product visibility, whilst the rear accessibility allows for an easy service.

SEPHRA POPCORN STAGING CABINET

The Commercial Popcorn Staging Cabinet is designed for front counter use. The cabinet uses a forced air Popcorn Crisping System, which will retain the taste and texture of your Popcorn. It will enable you to showcase your product underneath bright LED lights whilst being easily accessible from the rear by service staff. With a stainless steel frame this unit is extremely sturdy and easy to clean.

Size

750mm: W:750, H:826, D:678.6mm

900mm: W: 900 H: 826, D: 678.6mm

1200mm: W:1200 H: 826, D: 678.6mm

Capacity

750mm: 180 Ltrs / 6,335 fl oz,

900mm: 220 Ltrs / 7,742 fl oz,

1200mm: 300 Ltrs / 10,558 fl oz



SEPHRA POPCORN & NACHO WARMER CABINET 65L

The Nacho & Popcorn Display Warmer has a sturdy Stainless Steel and Glass windows with a Stainless Steel warming deck and an enclosed heating element that will keep your choice of product warm and fresh for hours.


50 watts

220v - 240v 50-60Hz

Dimensions: H: 602 W: 330 D: 330mm

Capacity: 65 Litres

Popcorn Scoop



SEPHRA POPCORN

Our delicious Salted, Sweet and Sweet and Salted Popcorn is available in a convenient sized sleeve which can be added to any Popcorn Warming Cabinet to provide you with a ready to eat Popcorn solution. The Popcorn is popped in the UK with only the best kernels sourced.

Sleeve Size: 2024oz / 57.5 Ltrs.

Sleeve Weight: 2 - 2.5kg.

Sleeve Dimensions: 104 x 48cm.

Shelf Life: 2 - 3 Months.

Case Qty: 4 Sleeves.

Pallet Qty: 36 Sleeves.



SEPHRA TOPPING SAUCES

Sephra's Topping Sauces can be served warm or cold and are perfect for use on Ice Cream, Waffles, Pancakes, Crêpes and other desserts, and are always at your fingertips to give a delightful finishing touch. If you are looking for a top quality topping to finish off desserts and hot drinks, then Sephra's delicious Topping Sauces are ideal.

Supplied in a handy squeezable bottle with a non-drip cap, level indicator and a resealable lid to keep the sauces fresh, Sephra's Topping Sauces are the perfect size for all commercial and home catering uses.

18 AVAILABLE FLAVOURS

Dark Chocolate, White Chocolate, Milk Chocolate Hazelnut, White Chocolate Hazelnut, Cookie & Cream, Milk Chocolate, Toffee, Caramel, Salted Caramel, Chocolate Fudge, Bubblegum, Orange, Strawberry, Strawberry Sparkle, Cherry, Raspberry, Mint, Mango

All the topping sauces are suitable for vegetarians.

Case Quantity Range from 6 to 12 Bottles



TEL: +44 (0)1592 656 737

EMAIL: INFO@SEPHRA.COM BUY ONLINE: WWW.SEPHRA.COM

SEPHRA CANADIAN MAPLE SYRUP 1LTR

Sephra's Grade A 100% pure Canadian Maple Syrup contains no additives, preservatives, or artificial flavours. It has a dark, robust taste and is an ideal replacement or alternative to honey and beverage sweeteners or for using as a baking ingredient. All the wholesome natural goodness that flows out of the tree is exactly what you get when you use Sephra's Grade A 100% pure Canadian Maple Syrup for your desserts, drinks and all your favourite sweet treats.



TEL: +44 (0)1592 656 737

EMAIL: INFO@SEPHRA.COM BUY ONLINE: WWW.SEPHRA.COM



sephra

SEASONAL POPCORN

Sephra popcorn tubs can be tailored for any seasonal events, bespoke campaigns or private labelled offerings.



Filled with premium seasoned popcorn and sealed fresh in our unique, cinema style, cardboard tub, Sephra Popcorn combines a great value, great tasting product with the memorable eating experience that has seen our brand become a household name. Produced in the UK, our renowned taste and texture comes from using only the highest quality ingredients and traditional manufacturing techniques while our stay fresh cardboard tub provides the fantastic shelf life.

Available in Sweet, Salted, Sweet & Salty and now our new Luxury Toffee!

WWW.SEPHRAPOPCORN.COM



USED BY CHEFS WORLDWIDE
RECYCLABLE PACKAGING
RESEALABLE POUCHES

“Bringing restaurant quality food products into your home”

NEW RANGE OF SEPHRA HOME BAKING PRODUCTS.

Sephra is renowned globally in the Foodservice sector for delicious, high quality dessert making ingredients and equipment. Our products are used in restaurants, bakeries, and desserts lounges around the world. Now Sephra is bringing those restaurant quality ingredients into the home with our fantastic new range of consumer offerings. Supplied in shelf ready packaging, our eye-catching, resealable, recyclable pouches have been created to disrupt the home baking category, offering customers something different from the same old brands, that is both easy to use and absolutely delicious.

RETAIL BAGS	WEIGHT	SUITABLE FOR	GLUTEN FREE		PACKS PER CASE	PALLET TI	PALLET HI	SHelf LIFE
Mini Fudge Squares	150g	Vegetarians	Y	Halal	8	31	7	12 months
Honeycomb Chunks	125g	Vegans	Y	Handmade in the UK	8	31	7	12 months
Mini Chocolate Beans	175g		Y	Nut & Soya Free	8	31	7	24 months
Chocolate Brownie Chunks	125g	Vegetarians	N	Sustainably Sourced	8	31	7	12 months
Belgian Milk Chocolate	250g	Vegetarians	Y	Halal & Kosher Dairy	7	24	6	18 months
Belgian White Chocolate	250g	Vegetarians	Y	Halal	7	24	6	12 months
Belgian Dark Chocolate	250g	Vegetarians	Y	Halal & Kosher Dairy	7	24	6	24 months
American Style Pancake & Waffle Mix	375g	Vegetarians	N	Halal	7	24	6	12 months
Crepe & Pancake Mix	375g	Vegetarians	N	Halal	7	24	6	12 months
POPCORN								
Sephra Popcorn – Sweet	70g	Vegans	Y		24	6	4	4 months
Sephra Popcorn – Sweet & Salty	70g	Vegans	Y		24	6	4	4 months
Sephra Popcorn – Salted	45g	Vegans	Y		24	6	4	3 months
Sephra Popcorn – Sweet	140g	Vegans	Y		18	5	3	4 months
Sephra Popcorn – Sweet & Salty	140g	Vegans	Y		18	5	3	4 months
Sephra Popcorn – Salted	100g	Vegans	Y		18	5	3	3 months
Sephra Popcorn – Sweet	220g	Vegans	Y		6	5	7	4 months
Sephra Popcorn – Sweet & Salty	220g	Vegans	Y		6	5	7	4 months
Sephra Popcorn – Salted	150g	Vegans	Y		6	5	7	3 months
Sephra Popcorn – Toffee	160g	Vegetarians	Y		12	6	9	6 months



ICE CREAM CUPS AND LIDS

Available in the following sizes and quantities:

- 4oz x 50 or 1000pcs
- 5oz x 50 or 1000pcs
- 8oz x 50 or 1000pcs
- 12oz x 50 or 500pcs
- 16oz x 50 or 500pcs



PET CUPS AND LIDS

Cup Sizes

- 12oz PET x 1000 per case
- 16oz PET x 1000 per case
- 20oz PET x 50 or 1000 per case

Lid Sizes

- 12-20oz dome x 50 or 1000 per case



POPCORN TUBS AND LIDS

- Available in the following:
- 32oz x 46 or 460 per case
 - 46oz x 44 or 440 per case
 - 64oz x 45 or 360 per case
 - 85oz x 42 or 252 per case
 - 130oz x 35 or 210 per case
 - 170oz x 25 or 150 per case

Open-Top Popcorn Boxes

- 30froz x 650 per case
- 65froz x 400 per case

CUSTOMISED PACKAGING

If you want to have your company branding to be displayed on your packaging order then we can accommodate this by using our in-house design team. We can work with branding supplied by you or we can design from scratch based on your brief.



WAFFLE CUPS

Available in the following:
50 per sleeve
1000 per case



CRÊPE HOLDERS

500 per case



CARDBOARD LONG WAFFLE TRAYS

600 per sleeve



BUBBLE WAFFLE POCKETS

225 per sleeve
900 per case



FORKED WOODEN SKEWERS

1000 per pack



BIRCHWOOD SPOONS

1000 Small Ice Cream Spoons
1000 Large Ice Cream Spoons
1000 Large Dessert Spoons



GREEN COMPOSTABLE STRAWS

210 x 10mm
250 per pack



RED STRIPED COMPOSTABLE STRAWS

235 x 6mm
500 per pack

DESSERT BOX

95 x 195 x 60mm
100 per pack





SEPHRA[®]
CATERING EQUIPMENT AND SUPPLIES

WWW.SEPHRA.COM