

STANDARD SHELL SCHEME SPECIFICATION

(INCLUDING TECH ZONE)

INDEPENDENT
HOTEL SHOW

M U N I C H

16 – 17 Sept 2026
MOC Munich

The system includes:

- Walls
 - Carpet
 - Fascia with Nameboard
 - Electrical Package (see below)
-

WALLS

Standard Shell Scheme

- The height of the stand is 2.5m
 - The structure consists of 2.5m high back and dividing walls made from 5mm thick, plain black MDF panels. These panels are supported by aluminium poles internally, and a 10cm wooden fascia and uprights on all open sides.
 - The panels are non-loadbearing, but lightweight display material may be attached to them. The preferred method of fixing is hooks and chains (hanging from the aluminium frame) or sticky tabs PROVIDED BY ALTER EXPO (please do not use your own tape) - or by other means that do not damage the panels in any way. The maximum weight to attach per panel is 10kg.
 - There are options at an additional cost to enable you to adapt the shell scheme walls to enable load bearing such as cladding, or to allow wall papering or painting. Please contact Alter Expo for further information.
 - All stand dressing items/graphics/exhibits must be no higher than 2.5m.

***Some Shell Scheme stands will require support panels or bracing. We will try to avoid such bracing inside the stand as much as possible*.**

If we need to place a support panel inside your stand, you will be notified as soon as possible – at the latest 6 weeks before going onsite

FLOORCOVERING

- Standard: Grey carpet, Tech Zone: Blue
 - If you wish to change the carpet colour, please contact Alter Expo directly/via the webshop and please note that there may be a fee to do this.
 - Please note that there will not be any gangway carpet laid at the exhibition.

FASCIA/ NAMEBOARD

- Fascia displaying company name and stand number
 - The company name printed onto the name board is the name recorded under Exhibiting Name on your Contract to Exhibit. If you have registered sharers on your stand, their company name will not be included unless specified.
 - Should you desire a different company name on the name board please contact the Operations Team.
 - The deadline to confirm your Nameboard is 21st August 2026. Any name change request after this date, and any alteration made onsite will be subject to a fee.
 - We do not allow exhibitors to personalise their fascia boards with graphics.
 - If you would like your fascia and nameboard removed please contact Alter Expo directly to see if this is possible as this depends on your stand size and location. Please note that if you do remove your fascia then additional support panels may have to be provided to ensure your shell walling remains stable.

ELECTRICS

- An electrical package is included in the stand and consists of;
 - 1 x LED spotlight per 3m² of stand space (positioned behind facia)
 - 1 x outlet socket and 1kW power supply
- Unless specified by the exhibitor then lights and sockets will be positioned at the contractors discretion.
- If you require a specific position for your lights or socket please contact Alter Expo directly with a plan showing the required locations.
- If you require additional electrics for your stand please contact Alter Expo directly to place your order/order via the Alter Expo webshop.
- For all other electrical requirements including 24-hour power supply please contact Alter Expo/order via the Alter Expo webshop 31/08/26 to benefit from the Early Bird Rate.

FURNITURE

Furniture **is not** included with this package. Furniture can be added to your stand. This can be ordered directly with our preferred furniture provider, [Alter Expo](#). Alternatively, you are welcome to use your own furniture provider.

GRAPHICS

Graphics are not included with this package however Alter Expo can provide a variety of graphic packages for your stand. Please consult the Alter Expo webshop for sizing, pricing and deadlines.

Please note that if you instal your own graphics these must be installed and removed in a way that doesn't damage the panels. The cost to replace any damaged panels will be invoiced back to the exhibitor.

SHELL EXTRAS

Additional shell scheme accessories such as shelving and storage areas can be added to your stand. Please consult the Alter Expo webshop for further information and order directly with Alter Expo.

ORGANISER CONTACT	SHELL SCHEME, LIGHTING & ELECTRICS CONTACT	LIGHTING & ELECTRICS CONTACT
E: ops.ihm@montgomerygroup.com	Alter Expo T: +32 9 216 06 60 E: tv@alterexpo.be	Alter Expo T: +32 9 216 06 60 E: tv@alterexpo.be



*The image above is for a 4m x 3m stand with 1 corner and 2 open sides. We are unable to provide each exhibitor with an individual image of their exact stand dimensions and number of corners sold. This is for visual purposes only.

Shell FAQ's:

How do I attach posters?

Graphics can be affixed to your walls using easily removable double sided sticky tape, blue tack etc. You are not permitted to screw or nail into the walls. Unless ordered through the official shell & graphics contractor you are responsible for removing and disposing of your stand graphics. You will be charged for any damage to the stand panels, any remnants of sticky tape, and the disposal of any graphics left on site.

Can I customise my fascia and/or finger board?

You are not permitted to apply your own graphics or provide your own fascia board.

How much weight can each panel hold?

This depends on many factors so please contact Alter Expo to discuss this in more detail.

Can I mount a TV onto the wall?

Yes, but you will need to contact Alter Expo to discuss this as special reinforced panels will need to be ordered to support the TV.

Can I drill into the walls?

No, you are not allowed to drill or nail into the walls. You will be charged for any damage caused.

Can I paint or wallpaper the walls?

You cannot paint or wallpaper shell scheme walls. If you would like to do this you will need to have the walls clad which can be ordered through Alter Expo. You will be charged for any damage caused.

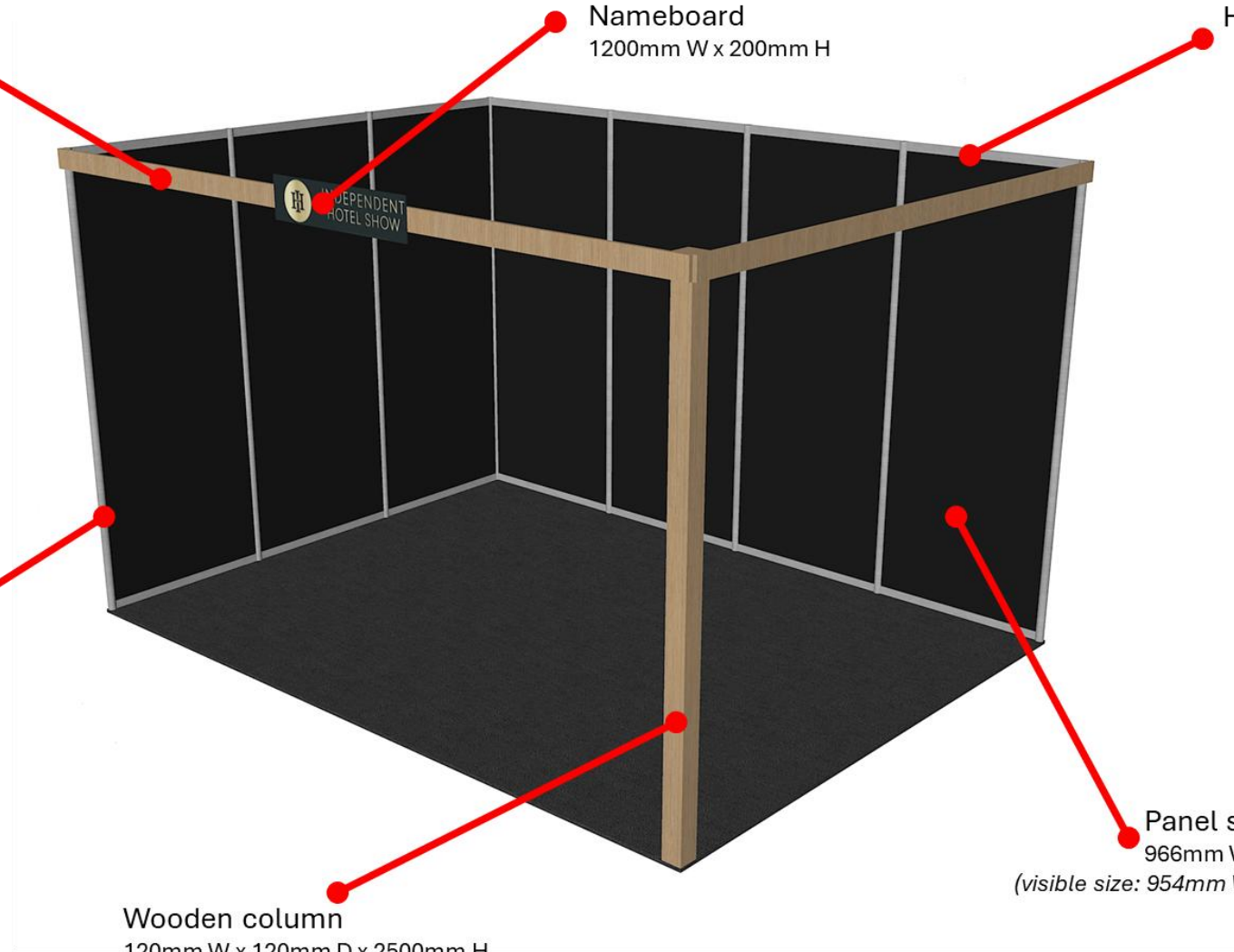
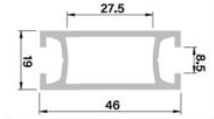
Can I remove my fascia / ceiling grid?

This depends on your stand size and location. Please contact Alter Expo to discuss this. Please note that if you do remove your fascia/ceiling grid then additional support panels may have to be provided.

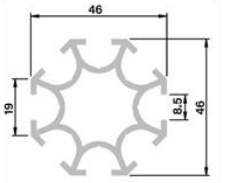
Wooden fascia
120mm H x 25mm D

Nameboard
1200mm W x 200mm H

Horizontal profile



Vertical profile (2500mm H)



Wooden column
120mm W x 120mm D x 2500mm H

Panel size
966mm W x 1422mm H
(visible size: 954mm W x 1410mm H)