

START UP VILLAGE SHELL SPECIFICATION



The system includes:

- Walls
- Electrics
- Carpet
- Ceiling beams
- Fascia and Nameboard

WALLS

The shell scheme white wall structure comprises of 2.5m high extruded aluminium posts and beams which enclose 3mm thick white Foamex panels. Each post has an octagonal cross section and measures 40mm in diameter, whilst connecting beams feature a rectangular cross section of 16mm width and 70mm height.

It is essential that these dimensions are taken into consideration if building an interior to the shell scheme or ordering internal graphics. Please contact **Showlite** for any exact dimensions or calculations required for a specific stand.

- **The graphic panel size is 950mm x 2340mm (Width x Height)**
- **Half panel size is 455mm x 2340mm (Width x Height)**

For any questions regarding graphics please contact Showlite.

The panels are non-loadbearing, but lightweight display material may be attached to them. The preferred method of fixing is Velcro or sticky tabs, or by other means that do not damage the panels in any way. **In the event that damage occurs, Showlite may charge the stand holder for the full panel price.**

ELECTRICS

The Start Up Village stands will be equipped with x2 LED spotlights. If you would like to order additional electrics, please [click here](#) for the order form.

NB: Power to sockets is automatically on a **24-hour supply**, but you will need to let Showlite know what you are running off the sockets/ whether your products rely on 24-hour supply.

FLOORCOVERING

- ◆ **Grey carpet** will be laid direct to the hall floor.
- ◆ **No platforms are provided with shell scheme stands.** However, if you are ordering piped services, the Organisers highly recommend laying a platform direct to the hall floor. Please do consider the size of your stand before ordering cooking/food service equipment – the organisers can advise further.

NB: No refund will be given to any exhibitor who decides to provide their own floor covering to shell scheme stands.

CEILING

All shell schemes feature a ceiling grid where lighting may be placed. This is once again non weight bearing but lightweight fixtures may be attached to it.

The distance from the floor the ceiling grid is 2430mm.

FASCIA / NAMEBOARD

The Start Up Village Shell Scheme will have a coral and white scalloped fascia (400mm deep) and holds the nameboard. A coral Nameboard with white lettering will be fitted to the 2m open side and carry the stand number and exhibiting company name.

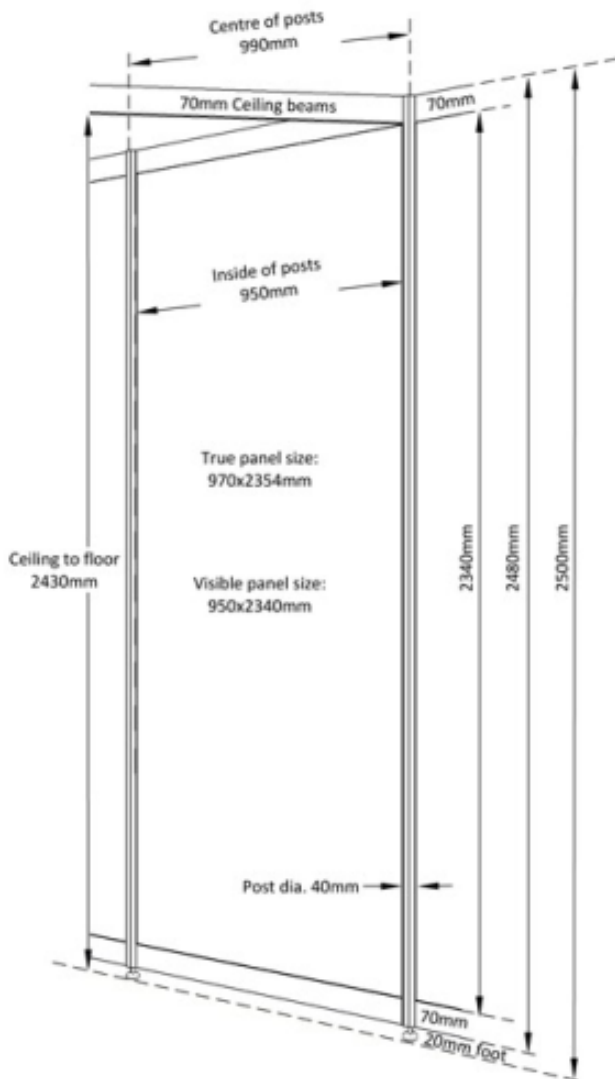
The Nameboard will display the name as it appears on your contract; please let the [organisers](#) know if you require a nameboard change by Friday 9 August 2024. Any changes made after the deadline or onsite may incur a charge of £30.00 + VAT from Showlite. It is helpful for visitors if the company name on the stand is the same as the website entry.

ADDITIONAL INFORMATION

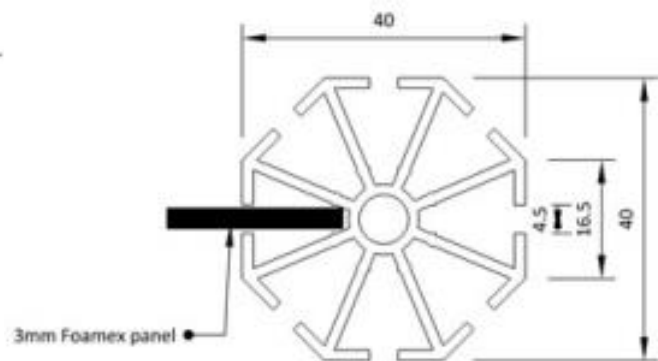
ORGANISER CONTACT	SHELL SCHEME CONTACT	ELECTRICS CONTACT
Montgomery Group T: +44 (0)20 7886 3023 E: ops.sfff@montgomerygroup.com	Showlite Ltd T: +44(0)12 6436 5550 E: exhibitorsales@showlite.co.uk www.showlite.co.uk	Showlite Ltd Jenni Green T: +44 (0)12 6436 5550 E: jgreen@showlite.co.uk www.showlite.co.uk

SHOWLITE DIMENSIONS

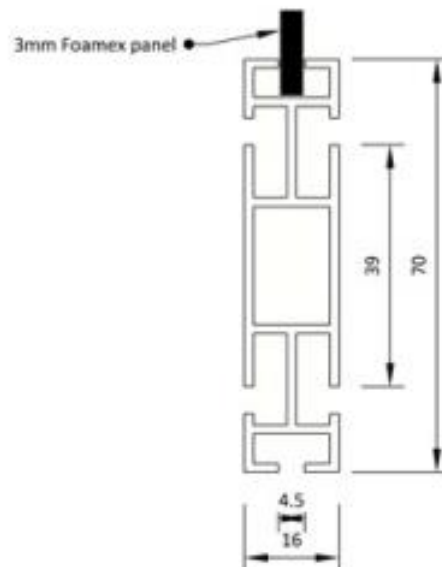
PANEL DIMENSIONS



POST CROSS SECTION



Beam Cross Section



START UP VILLAGE VISUAL



— CELEBRATING 25 YEARS —

