



EVA ERP CLOUD

A Cloud-Based ERP Software Made
By Evolutionary Algorithms Pvt. Ltd.



ONE SOFTWARE ALL DEVICES



WHO WE ARE

EvA (Evolutionary Algorithms Pvt Ltd) was established in the year 2012 and is based in Bhubaneswar Odisha, India.

As of today, we have a team of 65 executives with local representatives in 6 cities and 10 Countries.

We deal with software products and services exclusively for the Fenestration Industry.

Have a clientele of more than 3000 uPVC/Aluminium Manufacturers who are actively using our products.

EVA ERP CLOUD ADVANTAGES

- **Exclusively MTO Industry:** Over time, with our dedicated efforts, our teams have gained rich expertise in understanding and implementing unique solutions for the made-to-order related product segments.
- **Powerful Yet Simple:** We constantly engineer new ways to keep the product user-friendly and simple for any non-technical executive while ensuring the product features are not compromised.
- **Support & Customisation:** We invest more in product development and customer support than in sales and marketing, thus having a product that meets every need of the industry



CENTRALIZED MANAGEMENT

Connect and synchronize your office, showroom, and factory to a single platform.



KEY STAKEHOLDERS

Our Cloud-based solution enables all the stakeholders of the company to stay connected and work hassle-free.



Sales Team



Survey Team



Design &
Technical Team



Finance



Management



Planning
Manager



Production
Team



Dispatch
Team

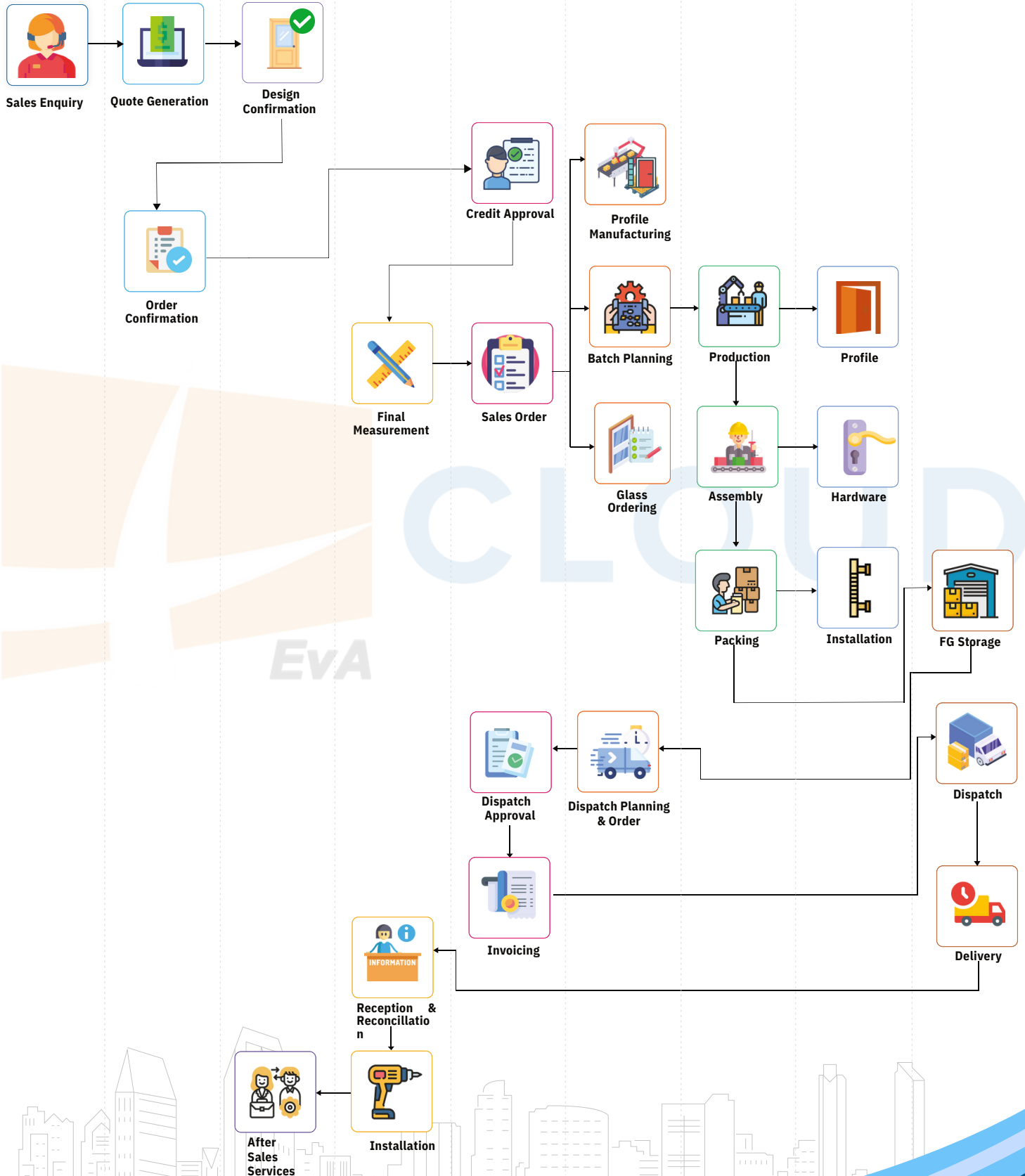


Installation
Team



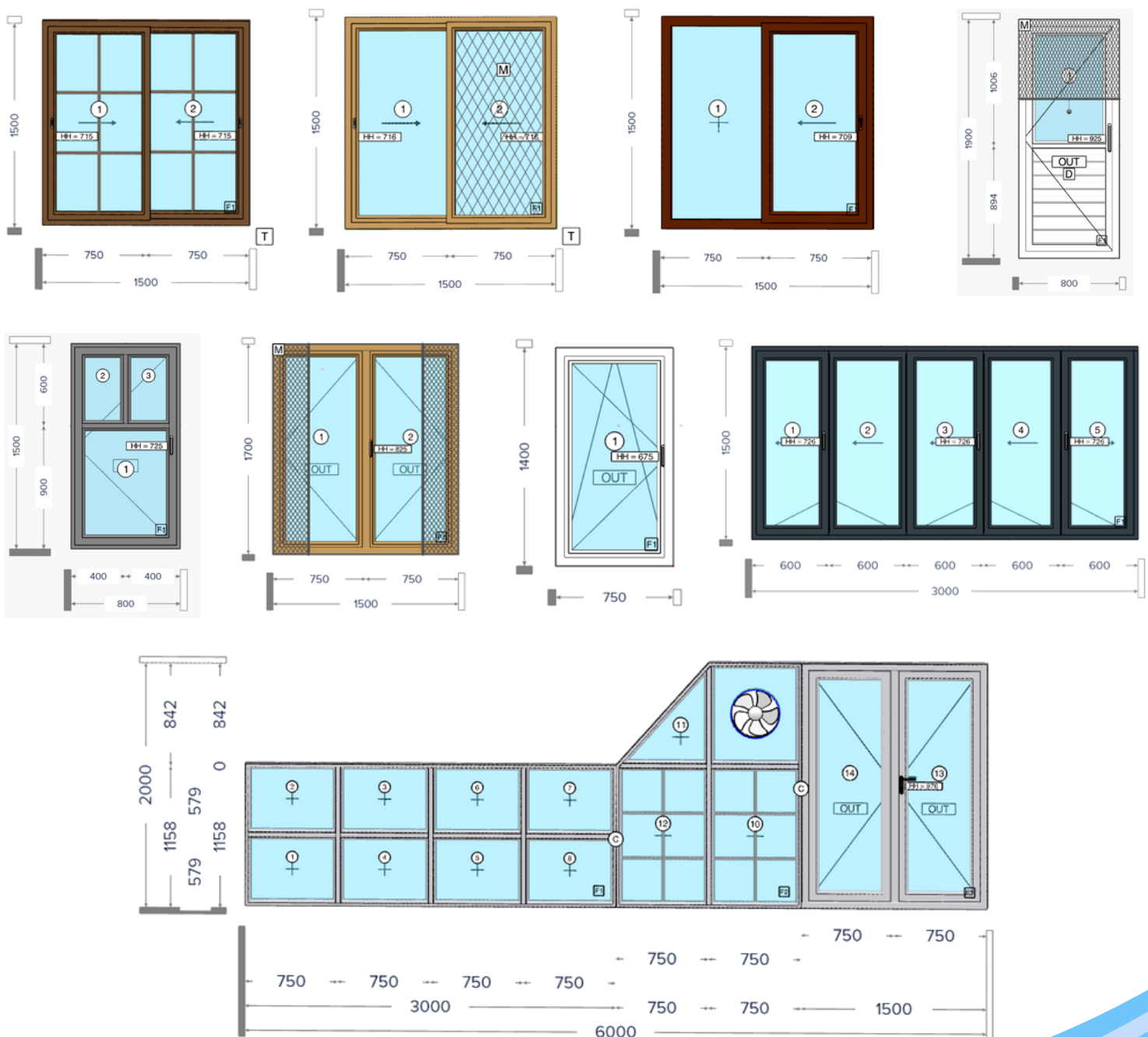
Quality
Check

SOFTWARE FLOW

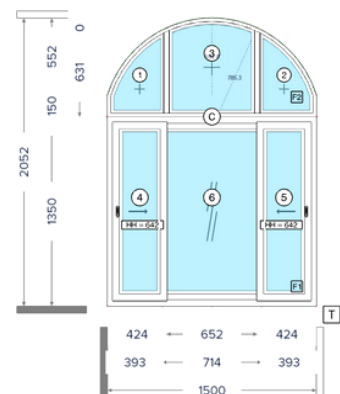
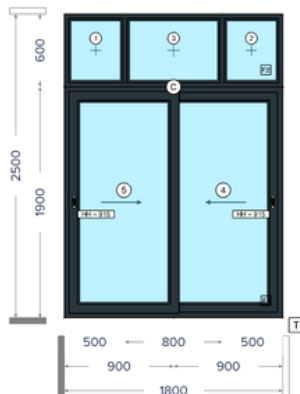
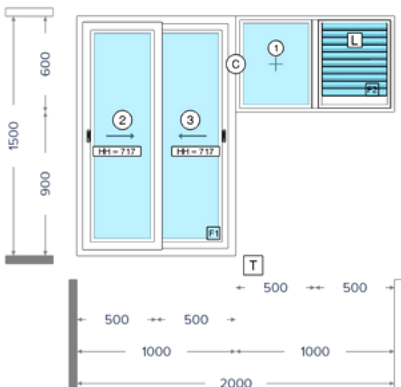
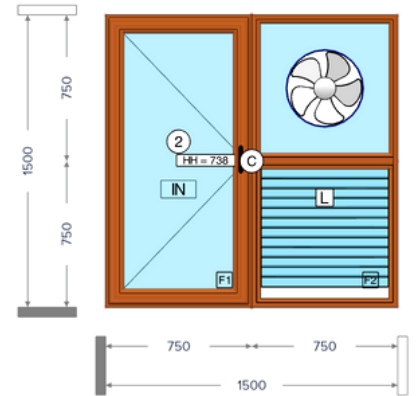
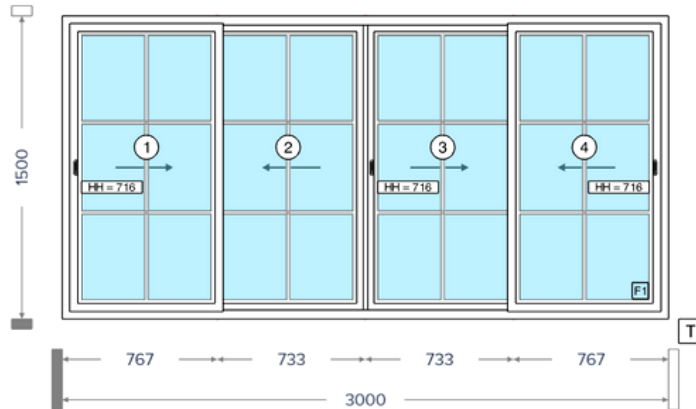
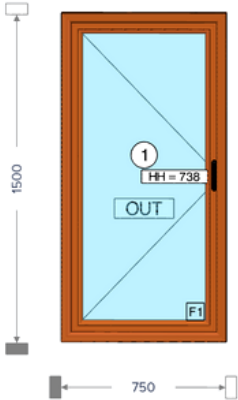
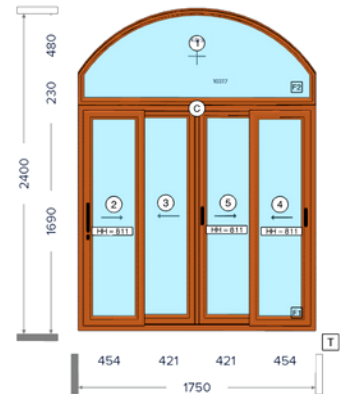
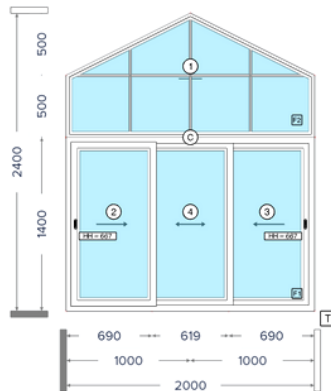
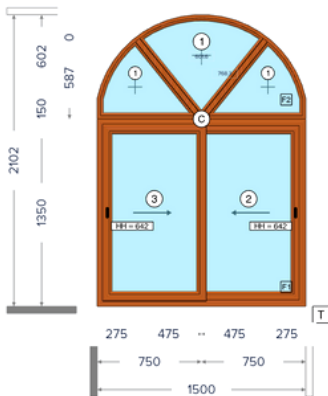


WINDOW DESIGNS

With the most advanced features and friendly user interface, EvA ERP Cloud helps to design doors and windows



WINDOW DESIGNS



PRODUCT FEATURES

Lead Management

Helps in managing potential customers and to track related sales pipeline using integrated CRM.



3D Visualization

Gives interactive real-time window modes with detailed sectional drawings for better client interaction

Onsite Quotation

Generate real-time accurate quotations with mobile phones and tablets from customer's location.



Onsite Survey Management

Facilitates creating, managing and submitting measurements from the site location.

Production Planning & Control

Optimize utilization of production resources and process.



PRODUCT FEATURES

Batching & Scheduling

Enables grouping of similar windows & gives interactive planning board providing full visibility across your organization.



Inventory Management

Avoid stock-outs, always know how much product you have in stock and where it stores.

Machine Center Integration

Helps in various levels of automation for better utilization of manpower



Dispatch Management

Provides automated route plans based of various order scenarios.



Installation Management

Helps in planning resources for continuous tracking until the successful handover in a disciplined manner.

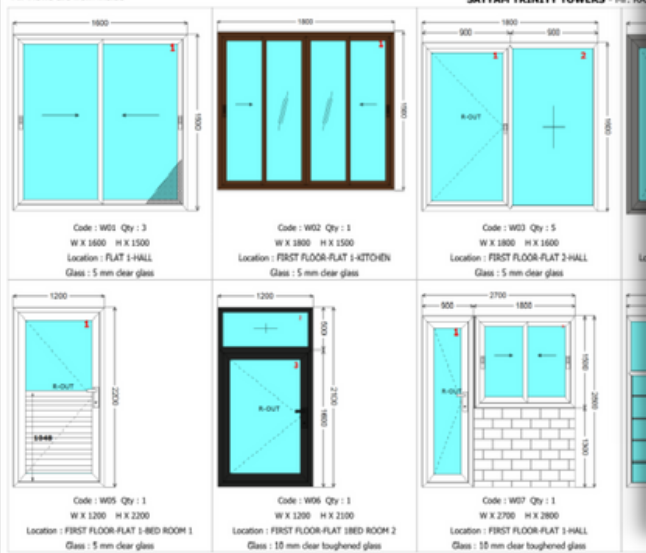


PROJECT REPORTS

Our Cloud-based software provides various reports that helps to carry out manufacturing successfully in every step of fabrication process.

Elevation Diagram

*All Views are from Inside




EVOLUTIONARY ALGORITHMS PVT. LTD.

QUOTATION

Unique Tower, 3rd Floor, Plot No.
53/1384/1828, Unit - 31, Laxmisagar,
Bhubaneswar, 751006
Contact No. - +917788000511
Email - support@evawinoptimize.com
GSTIN-20ATFPB9613G127

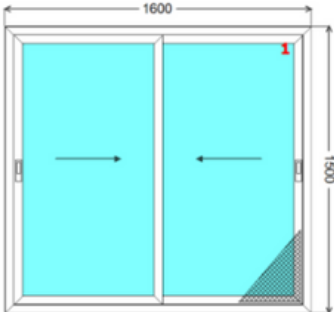


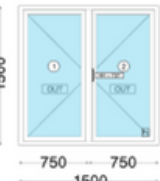
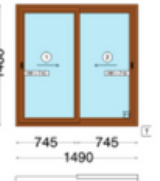
To		Deliver To		
CAPTAN DEVELOPERS Mr. RAJEEV KUMAR Plot no. 767/2307, Q11, Mayfair Dd, Utkal, Bhubaneswar, Odisha 751002		Mr. RAJEEV KUMAR Plot no. 767/2307, Q11, Mayfair Dd, Utkal, Bhubaneswar, Odisha 751002		
Quote No.	Date	Sales Person	Responsible	
03112022-0-00042	03/11/2022	ASHOK TRIPATHY	a	
Sales Line	Details	Qty	Rate (Rs.)	Amount (Rs.)
1 - W01 Location - Flat 1-Hall Size (mm) 1600w x 1500h DECEUNINCK Sliding Window	W01 Flat 1-Hall Bella 60mm Sliding Window Series 1600w x 1500h (25.83 Sq.Ft.) Glass 5 mm Clear - 1 Reinforcement Full Frame Joins Welded Flyscreen Full Color White Track Sliding Three Track Frame 108mm X 44mm Track RI-14 X 28 Sliding Sash 38mm X 68mm Sliding Sash RI-16X14.6X5x8x23 Flyscreen Sash 12471 Interlock SLIDING INTERLOCK CLIP 38MM Fly Mesh Type Netlon Guide Rail Aluminium/3451_65_0 Handle Sliding Touch Lock Flyscreen Handle Embedded Handle Sliding Sash Roller Double Wheel Adjustable With Groove Flyscreen Sash Roller Double Wheel With Groove - White	3	19329.34	57988.02
				
Viewed from Inside Area 25.83 Sqft Wt. 64.08 Kg				
2 - W02 Location - First Floor-Flat 1-Kitchen	W02 First Floor-Flat 1-Kitchen	1	27213.80	27213.80
Glass - 10 mm clear Insulated glass				

Typology Cost Breakup

EVOLUTIONARY ALGORITHMS PVT. LTD.

SATYAM TRINITY TOWERS - Mr. RAJEEV KUMAR - 03112022-0-00042

Materials		Description	Qty	Unit	Rate	Cost	
1 Typology Ref : W01 Typology Loc : FLAT 1-HALL Dimension : W X 1600 H X 1500 Qty : 3 Brand : DECEUNINCK Glass : 5 MM CLEAR GLASS Series : BELLA 60MM SLIDING WINDOW SERIES Profile Color : WHITE Profile Weight : 45.16 KG Reinforcement Weight : 15.79 KG Glass Weight : 23.54 KG							
Profile	SLIDING THREE TRACK FRAME 108MM X 44MM	12464	6.22	MTR	550.62	3424.86	
	SLIDING SASH 38MM X 68MM	12471	13.45	MTR	332.10	4466.74	
	SLIDING INTERLOCK CLIP 38MM	12468	4.29	MTR	113.85	488.42	
	SASH BEADING 19.1MM	12476	12.13	MTR	69.35	841.22	
	ALUMINIUM GUIDE RAIL 14MM	3451_65_0	9.07	MTR	97.20	881.60	
		Total				10102.84	
Reinforce	RI-14 X 28	12985-1.2MM (12464)	11.6	MTR	8.12	100.00	812.00
	RI-16X14.6X5X8X23	12987-1.5MM (12471)	11.45	MTR	7.67	100.00	767.00
		Total				1579.00	

QUOTATION vs SURVEYED COMPARISON			
QUOTE NUMBER	ORDER CODE	PROJECT NAME	QUOTE REF.
QT-00000440	SO-1289	Satyam Residency	OP-00000322
S NO.	QUOTED	SURVEYED	QUOTED PRICE
1.	 W = 1500.00; H = 1500.00 Area : 2.25 Sqm : 24.22 Sqft Qty : 1 Code : W01 (1) Location : Type : French openable Glazing : 2,1-6 MM ST467 GREEN TOUGHENED GLASS Profile Color : WHITE Bug mesh : No Handle Type : Casement Espag L Handle Handle color : WHITE	 W = 1490.00; H = 1488.00 Area : 2.22 Sqm : 23.90 Sqft Qty : 1 Code : W01-1 Order No : SO-1289#001 W01-1 Location : Floor-2 Type : 2T 2P Sliding Glazing : 1,2-6 MM ST467 GREEN TOUGHENED GLASS Profile Color : WALNUT Bug mesh : No Handle Type : Sliding Touch Lock Left Sliding Touch Lock Right Handle color : BLACK	54,787.20
		Difference :	
		Difference % :	

PROJECT REPORTS

Accessories BOQ

SATYAM TRINITY TOWERS

SI	Accessories Name	Brand	Code
1	CASEMENT(22MM B/S) ESPAG 1400	OTHER BRAND/CMT-22MM B/S	OB-CMT-1400
2	FRICTION STAY 20"	OTHER BRAND/GENERAL	OB-FRTS-20"
3	3D HINGES	OTHER BRAND/NORMAL-BROWN	OB-3DH-1000
4	CASEMENT DOOR ESPAG WITH CYLINDER 1800	OTHER BRAND/FOR EVMAX-WITHOUT CD	OB-CMT-1800
5	CASEMENT DOUBLE SIDE DOOR HANDLE WITH KEY	OTHER BRAND/BROWN	OB-CMT-1800
6	CASEMENT DOUBLE SIDE DOOR HANDLE WITH KEY	OTHER BRAND/WHITE	OB-CMT-1800
7	3D HINGES	OTHER BRAND/NORMAL-WHITE	OB-3DH-1000
8	CASEMENT(22MM B/S) ESPAG 1200	OTHER BRAND/CMT-22MM B/S	OB-CMT-1200
9	FRICTION STAY 12"	OTHER BRAND/GENERAL	OB-FRTS-12"
10	SLIDING TOUCH LOCK	OTHER BRAND/WHITE	OB-SLDT-1000
11	SLIDING TOUCH LOCK	OTHER BRAND/BROWN	OB-SLDT-1000
12	CYLINDER 83MM	OTHER BRAND/EVEREST MAX-SLD-83MM	OB-CYL-83MM
13	MOVABLE LOUVER 9 BLADE	OTHER BRAND/GENERAL	OB-MLB9-1000
14	COCKSPUR HANDLE	OTHER BRAND/WHITE	OB-CXSPR-WT-1000
15	COCKSPUR HANDLE	OTHER BRAND/BROWN	OB-CXSPR-BR-1000
16	SLIDE & FOLD HARDWARE SET	OTHER BRAND/GENERAL	OB-SLDFLD-1000

Profiles BOQ

EVOLUTIONARY ALGORITHMS PVT. LTD.

SATYAM TRINITY TOWERS - Mr. RAJEEV KUMAR - 03112022-0-00042

ON PRODUCTION

From Stock :

SI	Profile Name	Brand	Code	Length (MTR)	Required (Pcs)	Stock (Pcs)	Order (Pcs)	Billing Qty	Unit
1	CASEMENT OUTER 60MM X 62MM	DECEUNINCK/EVERESTMAX CASEMENT WINDOW/1 MM	12301	5.8	7	33	-	40.60	MTR
2	CASEMENT OUTER 60MM X 62MM	DECEUNINCK/EVERESTMAX CASEMENT WINDOW/1.42 MM	123013925	5.8	18	32	-	104.40	MTR
3	CASEMENT 2 MULLION 56MM X 60MM	DECEUNINCK/EVERESTMAX CASEMENT WINDOW/1 MM	12329	5.8	2	0	2	11.60	MTR
4	CASEMENT OUTWARD SASH 60MM X 105MM	DECEUNINCK/EVERESTMAX CASEMENT DOOR/1.02 MM	123123925	5.8	19	9	10	110.20	MTR
5	CASEMENT OUTWARD SASH 60MM X 79MM	DECEUNINCK/EVERESTMAX CASEMENT WINDOW/1 MM	12316	5.8	5	0	5	29.00	MTR
6	SASH HINGE R1 5X6.8	DECEUNINCK/DECEUNINCK UNIVERSAL SERIES/1.2 MM	13048	2	15	0	15	30.00	MTR

Stock Report

Profile :

Date : 04/11/2022

SI No.	Item Name	Section Code	Color	Size (mm)	Godown	Pieces	Total Length (Mtr)	Total Weight (Kg)
1	BELLA FRAME 38MM	12473	WHITE	5800	GODOWN 1	98	568.4 Mtr.	379.1228 Kg
	Section Sub-Total :					98	568.4 Mtr.	379.1228 Kg
	Item Sub-Total :					98	568.4 Mtr.	379.1228 Kg
2	EV. MAX OUT OPEN DOOR SASH	12312	WHITE	5800	GODOWN 1	12	69.6 Mtr.	106.488 Kg
	Section Sub-Total :					12	69.6 Mtr.	106.488 Kg
	123123925	SILVER	5800	GODOWN 1	9	52.2 Mtr.	79.866 Kg	
	Section Sub-Total :					9	52.2 Mtr.	79.866 Kg
	Item Sub-Total :					21	121.8 Mtr.	186.354 Kg
3	EVEREST MAX FRAME	12301	WHITE	5800	GODOWN 1	33	191.4 Mtr.	189.486 Kg
	Section Sub-Total :					33	191.4 Mtr.	189.486 Kg
	123013446	NUT TREE	5800	GODOWN 1	42	243.6 Mtr.	241.164 Kg	
	Section Sub-Total :					42	243.6 Mtr.	241.164 Kg
	123013921	ASH BLACK	5800	GODOWN 1	18	104.4 Mtr.	103.356 Kg	
	Section Sub-Total :					18	104.4 Mtr.	103.356 Kg
	123013925	SILVER	5800	GODOWN 1	32	185.6 Mtr.	183.744 Kg	
	Section Sub-Total :					32	185.6 Mtr.	183.744 Kg

Glazings BOQ

SI	Design Ref.	Typology Type	Glazing type
1	W01	SLIDING WITH MESH	5 MM CLEAR GLASS
2	W02	SLIDING WITH CENTRE FIX	FLYMESH
3	W03	FIXED WITH OPENABLE	5 MM CLEAR GLASS
4	W04	CASEMENT DOOR	5 MM CLEAR GLASS
5	W05	DOOR PANEL	5 MM CLEAR GLASS
6	W06	CASEMENT WITH TOP FIX	10 MM CLEAR TOUGHENED GLASS
7	W07	COMBINATION OF SLIDING AND CASEMENT	10 MM CLEAR TOUGHENED GLASS
8	W08	SPECIAL DESIGN	10 MM CLEAR TOUGHENED GLASS
9	W09	SLIDING AND FOLDING	12 MM TINTED GLASS
10	W10	LIFT AND SLIDE	5 MM CLEAR GLASS
11	W11	TILT AND TURN	12 MM TINTED GLASS
12	W12	MULTIPLE MULLION DESIGN	12 MM TINTED GLASS

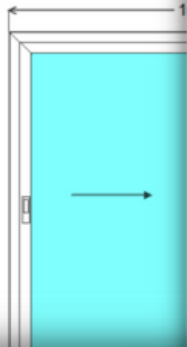
SAINT GOBAIN	1	689	2718	1	1.873	20.161
SAINT GOBAIN	1	703	1676	2	2.356	25.360
SAINT GOBAIN	1	704	704	1	0.496	5.339
SAINT GOBAIN	16,20	826	848	2	1.400	15.070
SAINT GOBAIN	17,18,	848	848	3	2.157	23.218

PROJECT REPORTS

Design Assembly Report

SATYAM TR

1 Typology Ref.: **W01**
 Typology Loc.: **FLAT 1-HALL**
 Dimension : W X 1600 H X 1500
 Qty : 3
 Area : 25.834 Sq.Ft.
 Typology : **SLIDING WITH MESH**
 Brand : **DECEUNINCK**
 Series : **BELLA 60MM SLIDING WINDOW**
 SERIES
 Profile Color : **WHITE**
 GLASS : **5 MM CLEAR - 1**
 FLYMESH : **NETLON**
 Profile Weight : 45.16 KG
 Reinforcement Weight : 15.79 KG
 Glass Weight : 23.54 KG
 Total Weight : 84.49 KG







Profile Cutting Optimization

Date : 04-11-2022

Report includes the data from projects :

Sl No.	Project Name	Project Code	Qty	Quote Alias
1	Satyam Residency	SG-QT-00000441		A

SLD CO-EX SASH FRAME 50MM X 70MM

	Code:	58010001								
	Designation:	SLD CO-EX SASH FRAME 50MM X 70MM								
	Cutting tolerance:	5 mm								
	Optimization bars :	1	Length:	1 x	6000.0 mm	Rest:	0.0 mm	Waste:	81.0 mm	
		1431			1431			1431		
		1) A4-H		2) A4-H		3) A4-H		4) A4-W	5) A4-W	6) A4-W
	Optimization bars :	1	Length:	1 x	6000.0 mm	Rest:	0.0 mm	Waste:	97.0 mm	
		1431			1431			1431		
		7) A4-H		8) A4-H		9) A4-H		10) A4-W	11) A4-W	
	Optimization bars :	1	Length:	1 x	6000.0 mm	Rest:	4952.0 mm	Waste:	0.0 mm	
		1038	4952							

Satyam Residency
 W0-1176#001 50-1306#001

Ref : 50-1306#001 W1-1
 CMT OUTER FRAME 70MM X 44MM

855.0 Top

T/S : 1/1 Pc-1



Satyam Residency
 W0-1176#001 50-1306#001

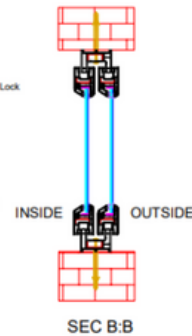
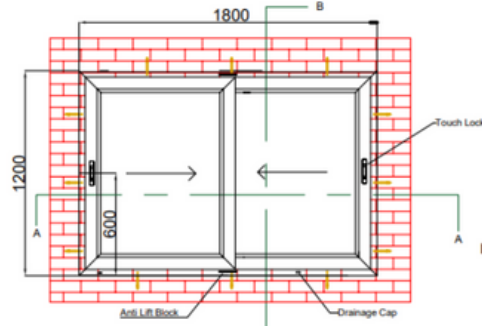
Ref : 50-1306#001 W1-1
 CMT OUTER FRAME 70MM X 44MM

855.0 Left

T/S : 1/1 Pc-3

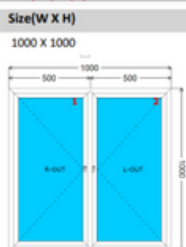


CODE : W01 Size: 1800 x 1200



SLD	DESCRIPTION	CATALOG NO
1	2 TRACK PROFILE	SLD-2T
2	WINDOW SASH PROFILE	SLD-SASH
3	FRAME REINFORCEMENT	FRAME-R
4	WINDOW SASH REINFORCEMENT	SASH-R
5	SINGLE GLAZING BEAD - 20 x 10mm	BEAD-SGL
ACCESSORIES :		
1	TOUCH LOCK	ACC-FL
2	WINDOW ROLLER	ACC-RR
PLASTIC COMPONENTS :		
1	GLAZING PACKERS	PC-GP
2	DRAINAGE CAP	PC-DC
3	SPRINGING ROBERT	PC-SR
4	ANTI-LIFT BLOCK	PC-AL
5	FASTNER CAP	PC-FC
GLAZING :		
1	5MM CLEAR GLASS	

Sales Line	Qty	Description	Size(W X H)
W02	1	W02	1000 X 1000
Location		W02-1	
Infill		6 mm Clear - 1,2	
Profile Colour		White	
Outer Frame		41101-11000	
Shutter		41101-13000	
Transome		41101-12000	
Handle		Cockspur Handle Right,Cockspur Handle Left	
Handle Color		White	
Hinge Type		Friction Stay 12"	



Outer Frame	W X 1006 H x 1006
Sash Size	W X 470 H x 952,470 H x 952
Corner Finish	Ok <input type="checkbox"/> Not Ok <input type="checkbox"/>
Bead Gap	Ok <input type="checkbox"/> Not Ok <input type="checkbox"/>
Mullion Position	Ok <input type="checkbox"/> Not Ok <input type="checkbox"/>
Flymullion filament	Ok <input type="checkbox"/> Not Ok <input type="checkbox"/>
Glass- G	Ok <input type="checkbox"/> Not Ok <input type="checkbox"/>
Sash overlap	Ok <input type="checkbox"/> Not Ok <input type="checkbox"/>
Hardware - H	Ok <input type="checkbox"/> Not Ok <input type="checkbox"/>
Visual Defects	Ok <input type="checkbox"/> Not Ok <input type="checkbox"/>
Fastner Cap - FC	Ok <input type="checkbox"/> Not Ok <input type="checkbox"/>
Drainage Cap - DC	Ok <input type="checkbox"/> Not Ok <input type="checkbox"/>
PU Foam - PU	Ok <input type="checkbox"/> Not Ok <input type="checkbox"/>
Operation - O	Ok <input type="checkbox"/> Not Ok <input type="checkbox"/>

Sat
 W0-
 Ref
 CMT
 985.
 T/S :

A:A

Bottom

Pc-2



Scan this QR
 Code to view all
 the reports.



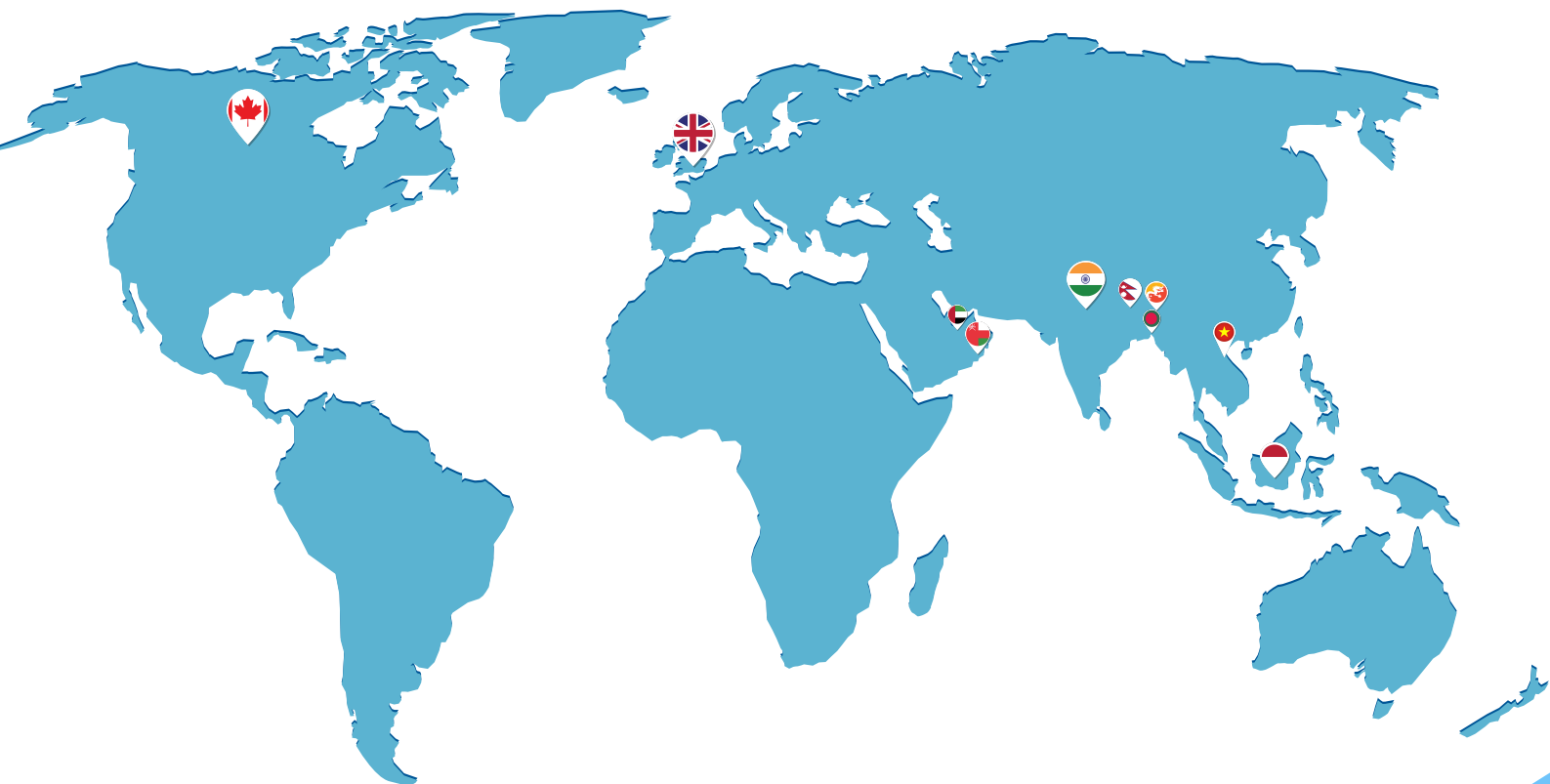
OUR PACKAGES

Modules	Standard	Professional
First Call to Sales Order		
Quotation Management & Revisioning	✓	✓
3D Design Configurator	✓	✓
Global Editing Option	✓	✓
Multiple Quotation Formats	✓	✓
Project Site Geo Tagging	✓	✓
Cost Analysis Reports	✓	✓
Window Cross-Sectional Drawings		✓
Sales Order Management		✓
MIS Analytical Reports		✓
Project Document Upload Space	10 GB	100 GB
SAP/ORACLE/3rd Party ERP Integration	Chargeable	Chargeable
SMS/ WhatsApp Integration	Chargeable	Chargeable
3D Model Link in Quotation	Chargeable	Chargeable
Sales Order to Dispatch		
Raw Material Order Reports	✓	✓
Profile & Glass Cutting Reports	✓	✓
Profile Optimization	✓	✓

OUR PACKAGES

Modules	Standard	Professional
Off-Cut Management Module		✓
Create your own Hardware		✓
Pre-Production Survey Module		✓
Purchase Order Management		✓
Inventory Management Module		✓
Production Planning & Control Module		✓
Batch Management		✓
Production Scheduling		✓
Shop Floor Management		✓
Pre-Delivery Inspection		✓
Dispatch Management		✓
Project Tracking		✓
Production MIS Reports		✓
Machine Integration	Chargeable	Chargeable
Dispatch to Final Handover		
Installation Management Module		✓
Post Installation Quality Check		✓

OUR PRESENCE



OUR CLIENTELE

Corporate Clients

				
--	---	---	--	---

Official Partners

EVA **SUPPORT**



ON TIME SUPPORT

We invest more in product development and customer support than in sales and marketing.

**Having a strong support team with
65 + executives covering different languages.**

REACH US

EvA promises to deliver customized and optimized cost effective solution to our clients.



 **GM NATHAN (a) SHIVA**

 **MANAGER - INTERNATIONAL SALES**

 **+91 8093 000 711 (IND) | M: +44 777 8379 799(UK)**

 **www.evawinoptimize.com**

 **gmnathan@evawinoptimize.com**

