

# ADVANCE7 | flush sash windows

**S7** AUTHENTIC  
FLUSH SASH WINDOWS

**S8** TRADITIONAL  
FLUSH SASH WINDOWS



**SELECTA**  
SYSTEMS

# ADVANCE 70 FLUSH SASH WINDOW SYSTEM

**S7** AUTHENTIC FLUSH SASH WINDOWS

**S8** TRADITIONAL FLUSH SASH WINDOWS

**CHAMFERED** SUITE

**SCULPTURED** SUITE

The ADVANCE 70 Flush Sash Window System is extruded and distributed from our Birmingham headquarters in the heart of the UK, using lead-free PVCu material.

Our suite of profiles allow you to create stunning traditional timber or modern windows with the addition of the ADVANCE 70 Flush Sash System. The practical, versatile and cost effective, flush sash window option comes with the choice of a traditional 80mm frame or modern 70mm frame.

The flush fit sash is fully integrated in to the existing ADVANCE 70 system, thus providing you with a high performance, secure and visually stunning PVCu window system, that's designed for simple fabrication, easy fitting and hassle-free operation.

The ADVANCE 70 Flush Sash Window can be used with existing hardware, accessories and ancillaries, therefore less stock holding for fabricators.



**THERMALLY EFFICIENT**  
Five and eight chambered system for greater thermal efficiency



**HIGH SECURITY**  
Compatible with all of our existing high security locking systems and hardware



**EXCELLENT PERFORMANCE**  
Recycled Thermal Reinforcement (RTR Bar) for increased thermal performance or steel reinforcement for added structural strength



**INNOVATIVE DESIGN**  
A night vent facility as standard



**PURE ELEGANCE**  
A consistent 4mm sight line between the frame and sash

## Profile Options & Technical Drawings



The ADVANCE 70 Window System also offers a traditional 80mm, 8 chambered frame to replicate authentic timber frames.

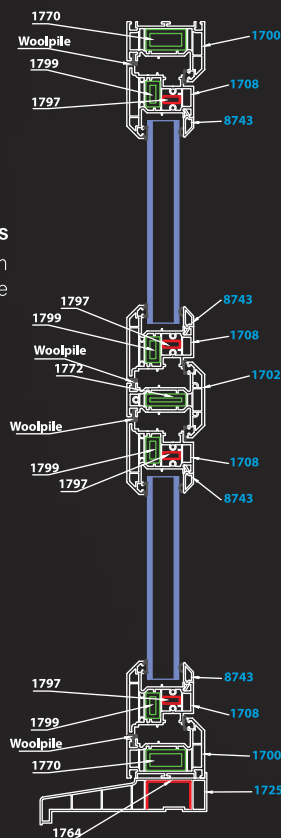
The traditional 80mm frame is best suited to your cottage and heritage styled properties, with the benefit of increased thermal performance, owing to its 8 chambers.



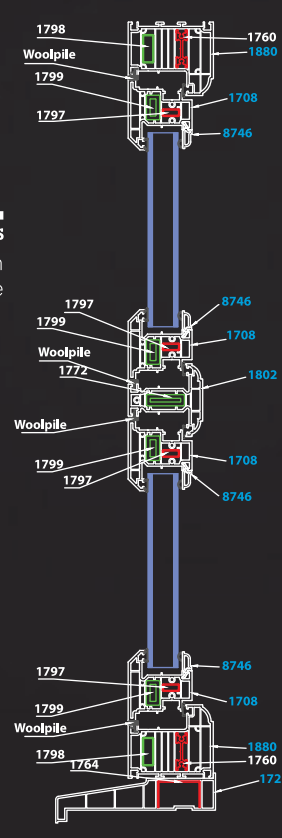
The 28mm double glazing beads are available in both chamfered and sculptured styles to compliment the ADVANCE 70 suite of window and door profiles.

The single lead beads with co-extruded bubble gaskets provide excellent compression and weather sealing.

**S7** AUTHENTIC FLUSH SASH WINDOWS  
With 70mm Frame



**S8** TRADITIONAL FLUSH SASH WINDOWS  
With 80mm Frame



# A VISUALLY STUNNING FLUSH SASH WINDOW

Fabricate ADVANCE 70 flush sash windows with either a 70mm frame or 80mm traditional frame.

## Flush Sash Windows

A traditional or modern window solution

- Choice of 5 chamber 70mm frame or 8 chamber 80mm traditional frame
- Night vent facility as standard
- 17 colour options & 34 colour ways
- Five and eight chambers for greater thermal efficiency
- RTR Bar (Recycled Thermal Reinforcement) for increased thermal performance
- A consistent 4mm sight line between frame and sash
- Single leg bead for easy installation



## Weather Performance

The ADVANCE 70 Flush Sash Window System is at the cutting edge of modern design and technology to ensure excellent weather resistant performance.

These innovations in modern PVCu design not only protects the property from inclement weather conditions, they also increase the lifespan of windows and doors.

## Thermal Performance

The thermal performance of the multi-chambered ADVANCE 70 Flush Sash Window System ensures that excellent U Values, and where required, A+ energy ratings can be achieved with a 28mm DGU incorporating 4mm glass.



Building Regulations Approved  
Document L Compliant



Contact [technical@selectasystems.com](mailto:technical@selectasystems.com) for further information on glass specifications

## Weather Test Results

Side Hung Casement (L) 620mm x (H) 1330mm	
Air Permeability Classification	4
Water Tightness Classification	3A 100 Pa
Resistance to Wind Resistance	A3
Exposure Category In Accordance with BS 6375 Part 1	1200 Pa




## premium collection



## Colour Options

An attractive range of 17 traditional and modern foiled colours and woodgrain effects are available for the ADVANCE 70 Window and Door System.

## standard collection



Please note colours are for illustration purposes only and may vary in the print process



View our colourfoil swatch for finish and colour shades



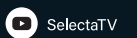
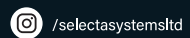
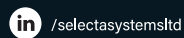
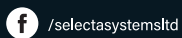
#bepartofthefamily



0121 325 2100

| [info@selectasystems.com](mailto:info@selectasystems.com)

| [www.selectasystems.com](http://www.selectasystems.com)



FLUSTS02-11/24