

## The system includes:

- Walls
- Carpet
- Fascia with Nameboard
- Electrical Package (see below)

Please note, furniture is **not** included in the standpackage. You can order via the [RAI Webshop](#) or alternatively source/ supply your own.

## WALLS

Shell Scheme stands are constructed from 2.5m high modular system. The walls consist of black infill panels that are 5mm thick Foamex. These panels are supported by aluminium poles which are 46mm wide and therefore sit proud of the panel by 20mm. Stands over 4m in width will require a ceiling beam or overhead support.

**Graphic panel dimensions: 2410mm (height) x 954mm (width) (visible area)**

It is essential that these dimensions are taken into consideration if building an interior to the Shell Scheme. Please contact [RAI Exhibitor Services](#), for more exact calculations relating to a specific stand.

## FIXING METHODS

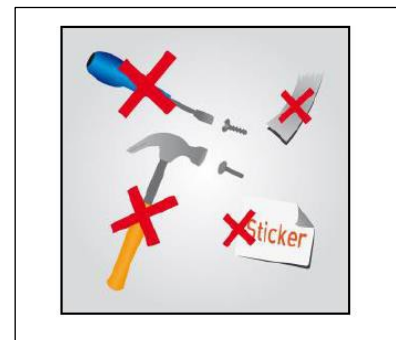
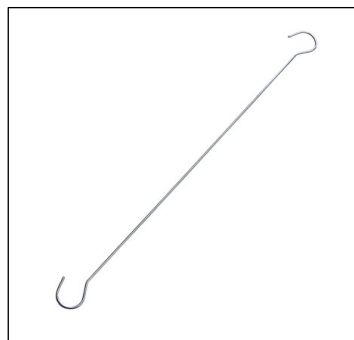
We would like to inform you on how to take good care of your Shell Scheme stand construction during the event.

To avoid damages to the wall panels, you have to comply to the following rules:

1. DO NOT drill, screw, nail or staple into the wall panels;
2. DO NOT write on the wall panels (with ballpoint, pencil, felt-tips, etc.);
3. DO NOT use any kind of fixing material that causes any damage to the wall panels and the aluminum sections (for example, glue).
4. For further advice and guidelines, or if you have anything heavier than 5kg per panel to hang, to drill or to wallpaper, please contact RAI Exhibitor Services to order a reinforced panel.

**Please ask for advice to avoid damage and unnecessary costs at the event desk.**

When fixing materials/ remainders must be removed afterwards, the exhibitor will be charged for the cleaning costs. The panels are non-loadbearing, but lightweight display material may be attached to them using Velcro, or by other means that do not damage the panels in any way. For example, several types tape for example Tesa Strips (these are available at the Exhibitor Services Desk), painting hooks, rope, etc.




**NB: If any damage occurs to panels the RAI will charge the exhibitor the full panel price.**

## FLOORCOVERING

All shell scheme stands are provided with grey carpet. Please let the [organisers](#) know if you do not require this. If you would like to change the colour of your carpet at an additional cost, please contact [RAI Exhibitor Services](#).

## FASCIA/ NAMEBOARD

Each stand is provided with a black nameboard with your company name in Title Case text and your stand number, fitted to each open side. The nameboard will display the name as it is written on your contract, please let the [organisers](#) know if you require a nameboard change by **04-04-26**. Any changes requested after this deadline or onsite will incur a cost.



*Please note there is a limit of 30 characters excluding spaces. If your company name exceeds this, please contact [RAI Exhibitor Services](#) to arrange to have a longer nameboard printed at an additional cost.*

## ELECTRICS

The following electrics are included in the Shell Scheme package:

- 2 x LED Spotlights
- 1 x 3kW daytime power incl. double wall socket

To order additional lighting and electrics, please order via the [RAI Webshop](#).

### Temporary or 24-Hour Power

If you require a temporary power supply during the build-up period, or 24-hour power supply overnight throughout, you should order this direct with [RAI Exhibitor Services](#) or via the [RAI Webshop](#).


ORGANISER CONTACT	SHELL SCHEME CONTACT	LIGHTING & ELECTRICS CONTACT
Angela Walker T: +44 (0)20 7886 3111 E: <a href="mailto:ops.iha@montgomerygroup.com">ops.iha@montgomerygroup.com</a>	RAI Exhibitor Services T: +31 20 549 1928 E: <a href="mailto:exhibitorservices@rai.nl">exhibitorservices@rai.nl</a>	RAI Exhibitor Services T: +31 20 549 1928 E: <a href="mailto:exhibitorservices@rai.nl">exhibitorservices@rai.nl</a>

## SHELL SCHEME SPECIFICATION VISUAL

*\*This visual is a representation of a generic stand size with 2 open sides. Your stand may differ.  
Please refer to your contract for the size of your stand and number of open sides\**

### CORNER SITE STANDS

All corner sites will be open to the gangways with fascia to the perimeters overhead. Should you require additional walls please order these via [RAI Exhibitor Services](#).



Panel Size:	2422mm high x 966wide
<b>Useable Panel Size:</b>	<b>2410mm high x 954mm wide</b>
0.5m Panel Size:	2422mm high x 466mm wide
<b>Useable 0.5m Panel Size:</b>	<b>2410mm high x 454mm wide</b>
Upright poles:	46mm wide