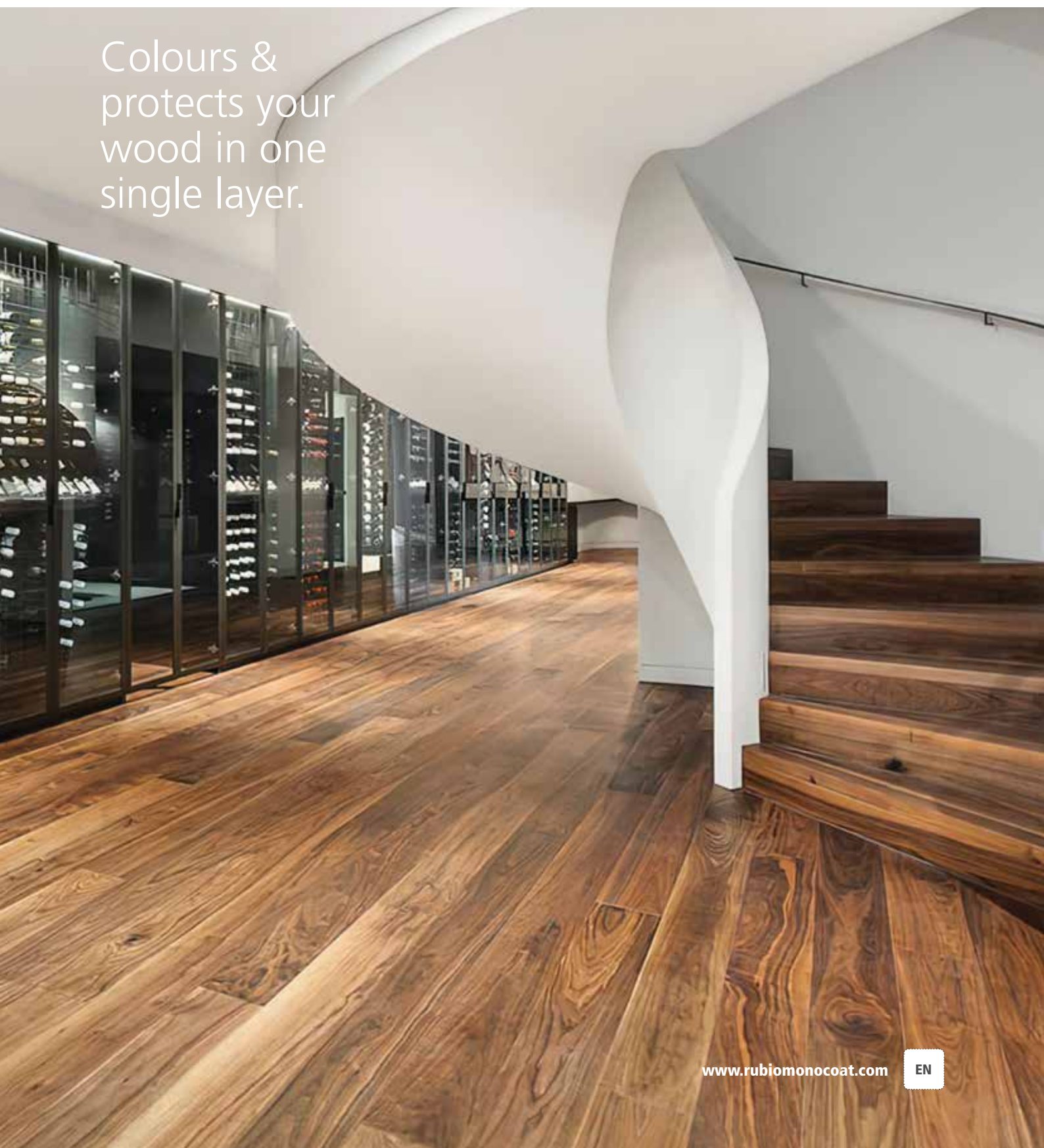


INTERIOR

Rubio®
MONOCOAT
THE POWER OF ONE

Oil Plus 2C

Colours &
protects your
wood in one
single layer.



Rubio MONOCOAT Oil Plus 2C



Protects the natural beauty of interior wood.

Oil Plus 2C is a VOC-free hardwax oil and a true product of the newest generation. Thanks to its revolutionary binding, the product protects and colours your wood in a single layer. This avoids overlaps and marks, and you get low consumption and long-lasting protection. In addition, you preserve the natural look of the wood and its fibre structure. It's perfectly suitable for both residential use and for high traffic zones such as public spaces. Combine with Accelerator for a quick curing.



1 STRONG MOLECULAR BINDING: COLOURS AND PROTECTS ALL INTERIOR WOOD IN 1 LAYER

- ✓ Very scratch- and wear-resistant
- ✓ Water- and heat-resistant, ideal for kitchens and bathrooms
- ✓ Unique technology provides durable protection

SAFE & ECOLOGICAL: 0% VOC

- ✓ Food and toy safe
- ✓ Safe to use: does not contain any water or solvents
- ✓ Certified quality: GreenGuard Gold, Eurofins Gold, A+ Label, ...

TIME & COST EFFICIENT

- ✓ Low consumption: 30-50 m²/L
- ✓ One layer application saves time
- ✓ Less product needed means less transport and packaging

ENHANCES THE NATURAL LOOK AND FEEL FOR ALL WOOD TYPES

- ✓ 40 colours
- ✓ Suitable for all wood
 - ✓ Species: oak, pine, ash, etc.
 - ✓ Types: solid wood, veneer, MDF, etc.
 - ✓ Surfaces: furniture, tabletops, stairs, walls, floors, etc.
- ✓ Can be combined with pre-treatments

EASY APPLICATION & MAINTENANCE

- ✓ No overlaps or starting marks
- ✓ Easy spot repair in case of damage
- ✓ Very fast curing: 80% in 2 days
- ✓ Low maintenance: easy to clean with water and soap
- ✓ No need for nourishing soaps

COLOURS ON OAK

The Oil Plus 2C range is very colourful. You can choose between no fewer than 40 colours, which enrich the natural look and feel of your wood. We also offer trendy colours that brighten up your interior with eye-catching shades.



Colours shown only serve as an example. We recommend doing a test on identical sanded wood. Consult the technical data sheet before using our products.



DISCOVER OUR CUSTOM-MADE COLOURS - SHOWN ON OAK



PRODUCT INFORMATION

Drying time	12-24 hours
Curing time	5 days (80% in 2 days)
Application Information	All vertical and horizontal surfaces (e.g. floors, tabletops, furniture, bathrooms, kitchens, stairs, etc.)
Usage	30-50 m ² /liter *
Working temperature	8-30°C
Humidity application range	35%-60%
Wood humidity	8%-12%
Storage	Min. + 5°C, max + 30°C The product can be stored up to 36 months in dry conditions and in its original packaging
Cleaning	Earliest after 2 days: dry cleaning (vacuum cleaning) Earliest after 5 days: cleaning with water & Universal Soap / All Natural Wood Cleaner / All Natural Wood Cleaner Spray / Surface Care
Advantages	Great wear-, water- and heat resistance
Remarks	Oil Plus 2C may be used for a maximum of 4-6 hours after mixing A & B component together.

Packaging **Set A+B Duo can: 390 ml - 1,3 L - 3,5 L**
Bottle: 20 ml - 100 ml
Can: 5 L
Sachet: 6 ml

* These usages are merely indicative. Results depend on wood type, sanding and method of preparation. It is always recommended to make a sample in order to calculate the exact usage.

TOOLS

ACCELERATOR COMPONENT B

STRONGER, QUICKER & LONGER PROTECTION

Accelerator Component B is added to the Rubio Monocoat oils for quicker drying and curing and for a stronger end result.

Using Accelerator - Component B is recommended for all applications, horizontal and vertical, where a quicker drying time and increased durability are desired (parquet, work surfaces, stairs, damp spaces, etc.).

Packaging	Bottle: 30 ml - 100 ml Can: 1 L - 5 L In set Oil Plus 2C: 90 ml - 300 ml - 750 ml
-----------	--------------------------------------------------------------------------------------------------------------

UNIQUE CHARACTERISTICS

- › Miscible with Oil Plus 2C
- › 0% VOC
- › Does not contain water
- › Improves the wear-resistance of the finish
- › Quick drying and hardening
- › When mixing with Oil Plus 2C: add maximum 30% Accelerator - Component B

SHEENPLUS

FOR AN OILED LOOK WITH EXTRA SHEEN

SheenPlus is a 0% VOC wood finish that provides a durable satin look to wooden surfaces that have been treated with Oil Plus 2C. This product may be applied on all indoor wood surfaces, including furniture, countertops, tables, stairs, walls, floors, etc., treated with Oil Plus 2C.

Drying time	24 - 36h
Usage	125 m ² /liter *
Packaging	Set A+B Duo Can: 390 ml - 1,3 L Set A+B Bottle: 130 ml

* These usages are merely indicative. Results depend on wood type, sanding and method of preparation. It is always recommended to make a sample in order to calculate the exact usage.



UNIQUE CHARACTERISTICS

- › Adds extra sheen
- › Efficient application
- › Easy maintenance
- › Polyurethane alternative
- › The ecological option

TEST OIL PLUS 2C

To help our customers choose the right colour for their project, we have made our Oil Plus 2C available in a sample sachet. This way it is easy, fast and accessible to test Oil Plus 2C and our colours.



- › Prepare your wood sample identical to your real project (sanding, preparation, pre-treatment, ...).
- › Knead the contents of the sample well to divide the colour pigments.



White Wiping Rag

- Lint-free cotton cloths
- Ideal for wiping away excess product


Immerse the cloths in water after use.



Oil removal cloth

- Very absorbent
- 5 per set
- Works easily & cleanly
- Tailored to the Flexible Pad Holder
- Ideal for wiping away excess product

Immerse the cloths in water after use.



Round pad beige

- Ideal for applying our oil-based products
- Available in 2 different sizes:
 - Ø 150 mm (5.9 inch) - fits orbital hand sanders
 - Ø 406 mm (16 inch) - fits floor polishing machines

Immerse the pad in water after use.



Round pad red

- Ideal for applying Oil Plus 2C
- Especially suited for rough surfaces
- Available in 2 different sizes:
 - Ø 150 mm (5.9 inch) - fits orbital hand sanders
 - Ø 406 mm (16 inch) - fits floor polishing machines

Immerse the pad in water after use.



Round pad white

- Ideal for wiping away excess product
- Only for removing excess oil
- Available in 2 different sizes:
 - Ø 150 mm (5.9 inch) - fits orbital hand sanders
 - Ø 406 mm (16 inch) - fits floor polishing machines

Immerse the pad in water after use.



Scrubby beige

- Ideal for manually applying Rubio Monocoat oil products
- Can also be used to apply Pre-Aging on furniture, stairs and worktops
- Easy to use
- Ensures that the oil penetrates deeper into the wood

Immerse the scrubby in water after use.



Scrubby red

- Ideal for manually applying Rubio Monocoat oil products
- Can also be used to apply Precolor Easy on furniture, stairs and worktops
- Especially suited for rough surfaces
- Easy to use
- Ensures that the oil penetrates deeper into the wood

Immerse the scrubby in water after use.



Mouse Pad yellow with Mouse Pad Holder

- Ideal for manually applying Rubio Monocoat oil products
- Extremely suitable for smaller objects and corners
- Use with Mouse Pad Holder

Immerse the pad in water after use.



Extension Pole 180 cm

- Cleaning and application pole
- Ideal for manually applying Universal Maintenance Oil 2 Mix, Pre-Aging and Precolor Easy on floors
- Compatible with the Flexible Pad Holder, Frame for white roller and Brush Standard 220



Flexible Pad Holder

- Pad Holder for all pads of 11,5 x 25
 - Microfiber Pad
 - Oil removal cloth
 - ...
- Compatible with the Extension Pole



Mixing Cup 400/1800 ml

- Measuring cup to mix products (some of our products need to be combined with an Accelerator)
- Convenient measuring lines
- Re-usable cup
- Perfect for either smaller or larger projects



Spatula

- Ideal for manually applying Oil Plus 2C
- Very suitable for flat surfaces such as tables, counter tops, ...
- Stronger end result
- Easy to use

INTERNATIONAL CERTIFICATES



- ✓ Only awarded to indoor products that comply with very strict standards
- ✓ VOC free:
 - › Safe for the environment and human health
 - › Safe for schools and healthcare facilities

EUROFINS INDOOR AIR COMFORT GOLD



- ✓ We are the first in the wood treatment sector to receive the certificate
- ✓ The label unites the most relevant emission specifications and requirements in Europe and proves that we contribute to a healthy environment

Ü LABEL - DIBT (OFFICIAL, INDEPENDENT GERMAN INSTITUTE)




- ✓ DIBT researches how much emissions are released by industrial products
- ✓ The label shows that Oil Plus 2C is safe for indoor use
- ✓ This is a mandatory label for each product used in German public spaces such as: doctor's practices, hospitals, offices, shops

FOOD CONTACT COMPLIANCE - EUROFINS




- ✓ We comply with the European Regulation EC 1935/2004
- ✓ This means that our oil can be used on wood that comes into contact with food and is safe for household use (recommended increasingly for a lot of projects): cutting boards, kitchen worktops, tabletops, ...

M1 (LOW EMISSIONS)




- ✓ This label enhances the development and use of low-emitting building materials
- ✓ Oil Plus 2C complies with their emission standards for the materials used in ordinary work spaces and residences with respect to good indoor air quality

TOY SAFETY EN 71-3 (EUROPEAN GUIDELINE)




- ✓ We comply with the European Regulation EN 71-3 for toys
- ✓ This proves that wood treated with Oil Plus 2C is safe for children

B-EPD (ENVIRONMENTAL PRODUCT DECLARATION) - FPS HEALTH




- ✓ Positive evaluation of the environmental impact of Oil Plus 2C from start to finish
- ✓ The B-EPD document is essentially valid in many countries, since only the environmental impact on transport needs to be recalculated to be applicable in other countries
- ✓ Based on the LCA (Life Cycle Assessment) by VITO

A+ LABEL - FRENCH LEGISLATION




- ✓ French legislation about the number of VOCs in products
- ✓ Grade A+ indicates the lowest emission and therefore shows that Oil Plus 2C is safe

EMICODE®-LABEL EC1 PLUS - GERMAN INDEPENDENT INSTITUTE GEV




- ✓ Norm for materials with very low emissions
- ✓ Oil Plus 2C achieved the highest category: the EMICODE® label EC1 PLUS (2010)
- ✓ The materials to which this label is assigned meet the strictest environmental and health requirements

BYGGVARU DATABASE / BYGGVARUBEDÖMNINGENS - SWEDEN



- ✓ Oil Plus 2C Component A received 3 positive (green) evaluations
- ✓ This label confirms that Oil Plus 2C Component A is a sustainable building-related material based on the chemical content, environmental impact during the life cycle and, by extension, social impact at the supplier stage

RED LIST FREE - AUSTRALIA



- ✓ Oil Plus 2C is the first timber coating in Australia that's declared as Red List Free
- ✓ This label shows that Oil Plus 2C contains none of the harmful chemicals listed on the LBC Red List and that the product is safe for the human health and the greater environment

OIL PLUS 2C APPLICATION IN 3 SIMPLE STEPS



Preparation:


- › Sand the surface scratch-free. Finish with screening net 100 to 150 (depending on the sanding method used) for furniture, stairs & worktops or with screening net 100 for floors.
- › Vacuum thoroughly, eliminate remains of dust with Cleaner and wait until the surface is completely dry.
- › Stir the A component until a homogenous mixture is obtained.
- › Carefully mix the two components (1 to 2 minutes) with a ratio of appr. 3 units A to 1 unit B.



STEP 1

Furniture, stairs & worktops: Spread out a small quantity of Oil Plus 2C using our spatula, a beige/red Scrubby pad or hand sander with a small beige 5.9 inch pad (you can also use the Mouse Pad for smaller objects and corners).

Floors: Work in zones of 5-10 m². Start each zone by treating the borders with a beige or red Scrubby pad. Then apply a small amount of Oil Plus 2C with a brush every 0.5 metres. Spread out per board in the direction of the wood using a polishing machine with a beige or red 16 inch pad.



STEP 2

Let absorb during a few minutes.



STEP 3

Remove all excess oil thoroughly:

Furniture stairs & worktops: Use a cloth or hand sander with a small white 5.9 inch pad and finish off with a cloth within max. 30 minutes.

Floors: Use a polishing machine with a white 16 inch Rubio Monocoat pad. After having finished all areas, go over them again with a new white Rubio Monocoat pad.

The surface should feel non-sticky! Submerge all used cloths in water.



For more information on maintaining your interior wood, see our "Interior Maintenance Brochure".

SCAN TO WATCH A HOW TO VIDEO



WARNING SPONTANEOUS COMBUSTION

Linseed oil is a natural product and not subject to spontaneous combustion. However, oil on a cloth or other tools does entail a fire risk. The oxidation of the oil leads to heat accumulation, which can result in spontaneous combustion. **Therefore, the cloths and other tools must be soaked in water before disposal.**



Scrubby Set for applying all our oils manually.

Content
1 x pad holder
5 x beige pad



MEET THE PERFECT PARTNERS FOR OIL PLUS 2C

PREPARATION

A good preparation of the interior surface is crucial for an optimal finish.

Rubio Monocoat provides five products that can be used for this purpose. Our Woodfiller Quick can be used before sanding. After sanding, you can prepare your wood with one of the four other products.



Woodfiller Quick

QUICK-CURING PUTTY FOR PREPARING INTERIOR JOINERY AND WOODWORK

Woodfiller Quick is a one-component, shrinkproof putty in powder form for the preparation of indoor joinery. It guarantees fast curing and can be sanded very easily. It perfectly absorbs the colour of the pigment of the Rubio Monocoat oil.

Available in 3 shades: Light, Medium and Dark.

Application method	Filling knife
Drying time	Can be sanded after ± 2 hours
Cleaning of used materials	Water
Packaging	Sachet: 100 gr PVC-bucket: 0,5 kg

Cleaner

CLEANER FOR SANDED WOOD

Cleaner is used after sanding and vacuuming the wood and guarantees a thorough cleaning of the surface before it is treated with Rubio Monocoat oil. This product removes even the smallest dust particles.

The Cleaner can also be used to clean the materials used after oiling, such as brushes, spatulas, etc.



Application method	Manual
Usage	1 Liter = 75 - 100 m²
Drying time	15 - 60 minutes
Packaging	Bottle: 100 ml Can: 1 L - 5 L



! Deep Cleaner is a concentrate and must therefore be diluted with water before use (max. 5% Deep Cleaner to 95% water).

Deep Cleaner

INTENSE CLEANER FOR ALL TYPES OF WOOD SURFACES

Preparatory cleaner for greasy wood species (tropical hardwoods like teak, iroko, kambala, wengé, ...).

Deep Cleaner removes dirt and greasy soap residue left on the surface.

Application method	Manual
Usage	10 - 15 m²/L (diluted) *
Drying time	± 30 minutes at a temperature of 20°C and in a well-ventilated room
Packaging	Bottle: 100 ml Jerrycan: 1 L - 5 L



Tannin Primer

PREPARATORY TREATMENT TO AVOID SURFACE TANNIN MARKS

Tannin Primer is a preventive treatment for untreated tannic wood, suitable for internal use.

Tannin Primer prevents and delays the appearance of surface tannin marks. This product is ideal for use on parquet flooring, furniture and worktops in combination with Rubio Monocoat finishing oils. Tannin Primer is resin- and polymer-free, as a result of which the optimal molecular bonding of the Rubio Monocoat oils with the wood remains guaranteed.

Application method	Manual
Usage	± 50 gr/m² *
Packaging	Bottle: 100 ml - 1 L Jerrycan: 5 L



WoodPrep

PREPARATION FOR INTENSER COLOURING AND BETTER PROTECTION

The WoodPrep will open up the pores of the wood fibres, giving you a deeper and more even colour. This preparatory cleaner also removes residues from sanding dust and minimises sanding errors.

The product is ideal for the preparation of wood and provides a deep, intense and even Oil Plus 2C colour.

Application method	Manual
Usage	Maximum 10 m²/L *
Packaging	Bottle: 100 ml - 1 L Jerrycan: 5 L

* These usages are merely indicative. Results depend on wood type, sanding and method of preparation. It is always recommended to make a sample in order to calculate the exact usage.



Pre-Aging

A LOOK FROM THE PAST THANKS TO A PRODUCT FROM THE FUTURE

Would you like a fumed or smoked look for your interior wood? Then Pre-Aging offers the perfect solution. The non-reactive pre-colouring is available in 10 colours that also colour the hard parts of the wood and the sapwood and which can be mixed with each other.

In combination with the 40 colours of Oil Plus 2C, you will obtain not only optimum protection but also the desired colour.

In contrast to reactive pre-treatments, with the Pre-Aging you always get a stable colour and you are not bothered by a strong odour. The pre-colouring is suitable for vertical as well as horizontal application and can be used on almost all types of wood, even those without tannins.

 This product is a pre-treatment and does not protect the wood. **It has to be combined with Oil Plus 2C** for maximum protection.

Application method	Manual / Industrial
Usage	1 Liter = 10 - 15 m ² *
Drying time	24 hours
Packaging	Bottle: 100 ml - 1 L Jerrycan: 5 L

* These usages are merely indicative. Results depend on wood type, sanding and method of preparation. It is always recommended to make a sample in order to calculate the exact usage.

AUTHENTIC AMMONIA LOOK ON OAK



FUMED LOOK ON OAK



SMOKED LOOK ON OAK



UNIQUE CHARACTERISTICS

- › Non-reactive water-based pre-treatment
- › Stable colour that can easily be reproduced
- › Excellent spot-resistance after treatment with Rubio Monocoat oil
- › Deep colouring with subtle accents
- › Applicable to virtually all wood types
- › Can be applied to all indoor wooden surfaces
- › PH-neutral product, as opposed to reactive pre-colours
- › Does not affect the quality of the finishing coat
- › Minimal odour
- › Also colours the hard parts of the wood and the sapwood
- › No overlaps

The colours can be mixed to get the exact pre-aged tone the customer has in mind.



Precolor Easy

GET CREATIVE, STAY NATURAL, LOVE COLOURS

Would you like to give your interior wood a unique or intense colour or create a special contrast? Then Precolor Easy offers unlimited creative possibilities!

The pre-colour is available in 14 colours, which can also be mixed with one another. In combination with the no less than 40 colours of Oil Plus 2C you will obtain not only optimal protection but also a unique colour!


The pre-colour preserves the natural look & feel of the wood and is suitable for both vertical and horizontal application. In addition, the product is very environmentally friendly: the pre-treatment is water-based and contains 0% VOC. Finally, the low consumption results in huge savings on packaging & transport.

 This product is a pre-treatment and does not protect the wood. **It has to be combined with Oil Plus 2C** for maximum protection.

Application method	Manual / Polishing machine
Usage	1 Liter = 15 - 20 m ² *
Drying time	12 hours
Packaging	Bottle: 100 ml Jerrycan: 1 L - 2,5 l - 5 L

* These usages are merely indicative. Results depend on wood type, sanding and method of preparation. It is always recommended to make a sample in order to calculate the exact usage.

COLOURS ON OAK



UNIQUE CHARACTERISTICS

- › 14 unique colours
- › Natural look and feel
- › Water-based
- › Ecological: 0% VOC
- › Ready to use
- › Suitable for almost all wood types indoor
- › Unlimited combinations possible: all colours can be mixed with one another

Colours shown only serve as an example. We recommend doing a test on identical sanded wood. Consult the technical data sheet before using our products.



Rubio[®] MONOCOAT

Oil Plus 2C

Protects the natural beauty of interior wood.



Rubio Monocoat Head Office
Roeselaarsestraat 535, 8870 Izegem (Belgium)
Tel. +32 (0)51 30 80 54 • service@rubiomonocoat.com
www.rubiomonocoat.com
© 2023 BV Muyllé Façon SRL, Izegem (Belgium)

Cover image:
© Contemporary Flooring Solutions, Australia
Back cover image:
© Honkatalot / Polar Life Haus (www.polarlifehaus.com),
Chips and Bricks, Finland

