

# FUSED

GLASS DESIGN



Product Line

# CONTENTS

- 2 Introduction
- 3 Fused Glass Doors
- 7 Handles & Hardware
- 9 Fused Glass Splashbacks  
and Tiles
- 11 Fused Glass Art
- 12 Artists
- 13 Worktops & Tables
- 15 Commissions
- 17 The Linearis Collection

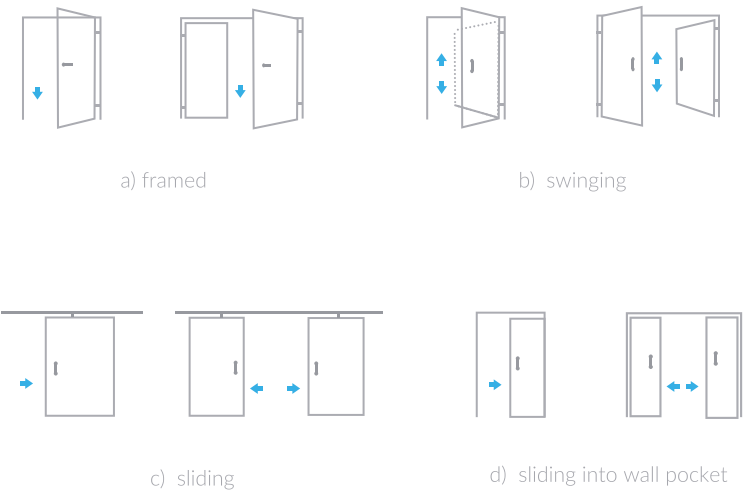


# INTRODUCTION

Creating the perfect interior to reflect your unique personality and style can be difficult when faced with generic, mass-produced products. At Fused Glass Design® we believe that your home should mirror your individuality and taste. Every piece we make has its own unique story and creates the perfect focal point in any room.

Whether it's a glass worktop in the kitchen, glass art in the living room or interior glass doors throughout the home, Fused Glass Design® - with the assistance of our carefully curated group of designers, artisans and installation specialists - can help you create something truly special through the medium of fused glass.

# FUSED GLASS DOORS



## Any Design, Any Colour


Fused Glass doors make the perfect entrance to any room, bringing light and colour indoors and making the functional beautiful. We will work with you and our creative team to make a completely bespoke piece of art that is both stylish and safe. All of our fused doors are toughened to European safety standard EN12150 which makes them five times stronger and safer for all the family.



Unified. Choose your design and have your other fused products match.



# HANDLES & HARDWARE



Get the perfect matching door handle. You can choose from a standard metal handle or a completely bespoke glass handle that can be made to perfectly compliment your door design/colours.

Here at Fused Glass Design<sup>®</sup> we make the largest hand crafted, kiln-formed glass available in the UK with sizes up to 3m x 2.5m per panel enabling architects and interior designers to create larger, unique pieces. We offer cut-outs, shaping and the following range of glass thicknesses: 6mm; 8mm; 10mm; 12mm and 15mm.

# FUSED GLASS SPLASHBACKS AND TILES

Fused glass is ideal for use in kitchens and bathrooms due to its non-porous, heat-resistant properties. All Fused Glass Design® splashbacks and tiles are toughened to European safety standard EN121150 which means they can cope with temperatures of up to 500 degrees centigrade. As well as giving you the opportunity to design something completely unique for your kitchen or bathroom, Fused Glass Design® splashbacks and tiles are stain-resistant, hygienic and easy to clean. They make the perfect focal point allowing for distinctive colours and patterns to reflect around a room.



# FUSED GLASS ART


Fused glass has depth, texture and colour which allows for eye catching center pieces or stunning wall hung art for any room.

From the hand carved, one-off moulds used to create each piece to the artists that design and colour the glass during the process just one piece can take several days to complete.



# ARTISTS

Get in touch with one of your favourite artists to commission a one-off or have any design/artwork reimaged in fused glass.



From Paper



To Production

# WORKTOPS & TABLES

Our worktops are extremely robust, stain proof, scratch resistant and easy to clean so are therefore ideal for households and workplaces. Fused glass worktops make a beautiful focal point in any kitchen or bathroom, new or old. They have the ability to open up a room and create a bright, welcoming appearance for those who enter. We can cut grooves for drainage and holes to fit hobs and sinks so that you won't have to worry about adjusting it around your fittings.



- 6-15mm thick toughened safety glass
- Non-porous therefore will never stain
- Easy to keep clean
- Scratch resistant
- A stunning focal point anywhere





# COMMISSIONS

Let us help you take your idea from paper to production. The possibilities and applications of our fused glass are virtually limitless.




---

## HAND MADE



### Introducing The Linearis Collection

Melted at 800°C, red-hot glass is formed into hand-carved moulds. Temperature, time and gravity work together to set the glass into the form of the carvings and preserve the sculptured texture of each design.



# THE LINEARIS COLLECTION

This collection contrasts irregular glass surface textures with the smooth and sleek lines of its unique design. Every piece is hand-made, therefore, each panel created is unique, no two are the same. To take it a step further, we can also offer any colour you can think of in transparent, satin or pearl. Most of our customers select one of four standard options prepared by our in-house designers: satin/white, clear, transparent graphite or transparent amber.

The technology we utilise make it possible to manufacture Fused Glass doors with any configuration: single doors, double doors, framed, swing, slide or slide into a special wall pocket. We can also make the doors to any size you want. Additionally, we can supply other glass elements using the same selected options for your colour and design to compliment other rooms/areas: partitions, shower enclosures, splashbacks and more. All of our glass products meet European safety standard EN14428.

The Fused Team

# LENTA

---



-  NIVEUS  
satin/white
-  SERENUS  
clear
-  GRISEO  
graphite
-  ELECTRUM  
amber

# LENTA


---

The design was inspired by the art deco era. The wide horizontal stripes fit in both modern and classic themed interiors. We usually manufacture three, five or seven stripes but their number, size and position can be altered to your requirements.




# MINIMA

-  NIVEUS  
satin/white
-  SERENUS  
clear
-  GRISEO  
graphite
-  ELECTRUM  
amber




# MINIMA

The Minima design was created to contrast a minimalistic and modern home, with the thinner lines emphasising the texture of the door, it's sure to be the talking point of any room you put it in. As with all of our glass products, the number and position of the lines can be changed to your liking.



# COLUMNA

-  NIVEUS  
satin/white
-  SERENUS  
clear
-  GRISEO  
graphite
-  ELECTRUM  
amber



# COLUMNA

Slim, vertical lines give the illusion of a light and slender door. The simplicity of this design is ideal in a modern household where you want a door that subtly attracts the attention of your guests. Again, we offer three standard versions of the Columna door but can make any changes upon request.



90 Verticale 3



91 Verticale 3



92 Verticale 3

# YOUR OPTIONS



Your glass can be manufactured bespoke to your requirements, in transparent, white or pearl finishes. Majority of the time, the colours hand-picked by our designer will suit the atmosphere of your interior

perfectly. On the occasion you would like something individual, that can be arranged too. The four standard options are: white, clear, graphite and amber.



**NIVEUS**  
satin/white



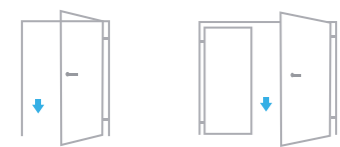
**SERENUS**  
clear



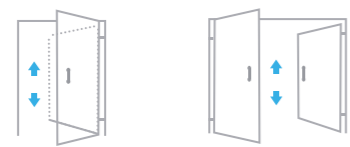
**GRISEO**  
graphite



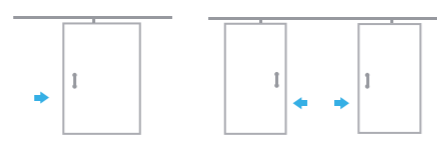
**ELECTRUM**  
amber



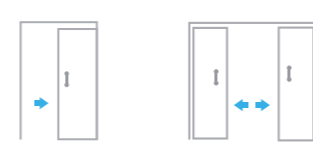
a) framed



b) swinging



c) sliding



d) sliding into wall pocket

## NIVEUS

satin/white



# FUSED

---

GLASS DESIGN

FUSED GLASS DESIGN LTD

377 Holloway Road, London, N7 0RN

[enquiries@fusedglass.co.uk](mailto:enquiries@fusedglass.co.uk)

[www.fusedglass.co.uk](http://www.fusedglass.co.uk)

0800 0433 034