

Natural Stone Veneer



World Leading Natural Thin Stone Veneers

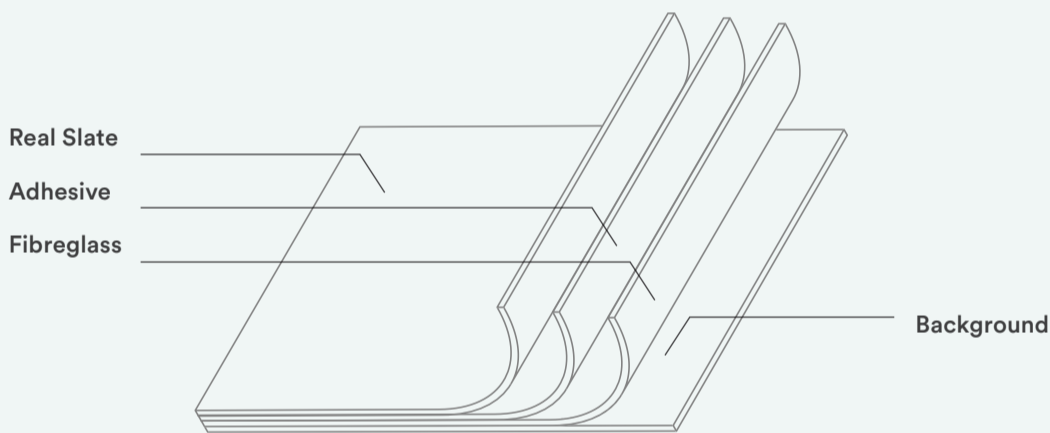
With our latest innovative range of thin stone, we are providing solutions to interior and architectural designers by removing the need for more traditional slabs of thick heavy stone, and offering our thin lightweight, easier to transport and more flexible range of stone, without losing any of the natural beauty.

New Possibilities

Thinner and larger sheets offer the commercial and domestic markets a wide variety of applications, no longer are natural stones reserved for high end and exclusive installations.

New Generation

Earth Anatomy sustainable veneers are a new generation of surfacing materials; thin, light and flexible, our veneers can transform ordinary surfaces into tactile statements. With easy transportation and installation, there are savings on both time, expense and the natural environment.



Sheet Size	2440x1220, 2440x610, 1220x610
Thickness	2mm and 1mm
Weight	1.5kg–2kg per m ²
Internal Use	✓
External Use	✓
Sealing For Counters/Wet Rooms	✓
Cutting	Common and stone processing tools
Fixing	Polymer adhesive
Jointing	Joint paste supplied
Stock Leadtime	Few days
Special Order Leadtime	Within 6 weeks
Eco Friendly	✓
Fire Rating	On request

Minimum order of 6 sheets.

Whilst we do our best to match sheets, all our stones are natural and will vary in colour, shade and grain.

Stone



Indian Autumn

Silver Shine

Copper Coloured

Black Line




Autumn Rustic

Autumn White

Jerra Green


Ocean Green



Burnt Forest

Mongolian Black

Translucent Stone



Indian Autumn

Autumn Rustic

Black Line

Copper

Stone


Stone has been used as a renowned building product for thousands of years due to its durability, low rate of water absorption and fire proof qualities, making it the perfect surface material. Earth Anatomy's thin stone veneer provides you all these properties but in an ultra-thin sheet allowing a more versatile application.

Translucent Stone

Earth Anatomy's translucent slate is a natural stone face with a clear resin back, allowing light to be transmitted through, providing a unique illuminated panel, with light bouncing off all the beautiful textures.

Part of a Bigger Range


Our stone range is part of an exciting and innovative product mix created by Earth Anatomy, an MWC company. The MWC group of companies have been delivering bespoke, on trend and creative products for nearly 60 years. Working with stone, bamboo, concrete, marble, slate, solid surfaces and traditional timbers, they are market leaders within their field. Please enquire about other products and samples at www.mwcgroup.co.uk or email sales@earthanatomy.co.uk



Hard & Durable



Multiple Applications



Ultra Thin



Eco Friendly

On A Roll

Innovative surfaces made from recycled stone.

Natural Stone

Real stone sheets that create new possibilities with easy installation.

Moso Bamboo Surfaces

UK market leader for manufactured bamboo including sheets and profiled panels, flooring, worktops, outdoor cladding and bespoke joinery.

Acoustic Tiles

Thin, lightweight, acoustic tiling system.

Mag Surfaces

A sustainable magnetic system that can be applied to any of our products to create interchangeable surfaces typically used for flooring and walls.

Wineo UK

High-quality polyurethane flooring solutions – Ecological, creative, and extremely resilient.

2 Tec

Hard wearing, woven vinyl flooring for long term heavy usage.

Website: www.earthanatomy.co.uk

Telephone: 01793 208030

