

# DEFIGARD TOUCH 7

Defibrillator / Monitor

Maximum performance, minimum weight, touch screen control: the power to save lives

# DEFIGARD TOUCH 7

A compact combination of state-of-the-art defibrillation technology and comprehensive monitoring functions

The DEFIGARD Touch 7 is an indispensable tool for rescuers:

- extremely lightweight and compact
- high-end touch screen
- comprehensive monitoring functions
- equipped with enhanced data transmission technology



**DEFIGARD TOUCH 7  
MONITOR / DEFIBRILLATOR**

## UNPARALLELED TOUCHSCREEN

The DEFIGARD Touch 7 (DGT7) is the first emergency monitor/defibrillator with a touch screen. Thanks to Projected Capacitive Touch technology, the display enables highly responsive operation, even when wearing gloves. The software environment Touch'n'Save offers unmatched user-friendliness. The 7-inch touchscreen is particularly bright. Its high resolution and the exceptional display quality enable optimal display readability at all times.

## CAN BE USED ANYWHERE

Thanks to SCHILLER's extensive experience in the rescue sector, the DGT7 has been developed so that it can also be used in extreme conditions. It is the ideal companion for all land and water interventions.

Through the lightweight structure, it also offers new possibilities for air rescue operations. Its low weight ensures significant fuel saving when used on an air plane or a helicopter.

With its mounting bracket – which also serves as battery charger – the DGT7 is resistant to shocks and vibrations, thus complying with land and air rescue operation standards.

## CONNECTED AT ALL TIMES

The device can perform high speed data transmission at all times. Depending on the location, transmission can be performed using Ethernet, Wi-Fi or cellular network.

The safety standards WPA2 Enterprise guarantee secure data protection.

## PRACTICAL AND SOPHISTICATED

In the functional carrier bag, each accessory has its place, is easily accessible and can readily be used, as each part is already connected. Moreover, the device can be tilted for optimal convenience.

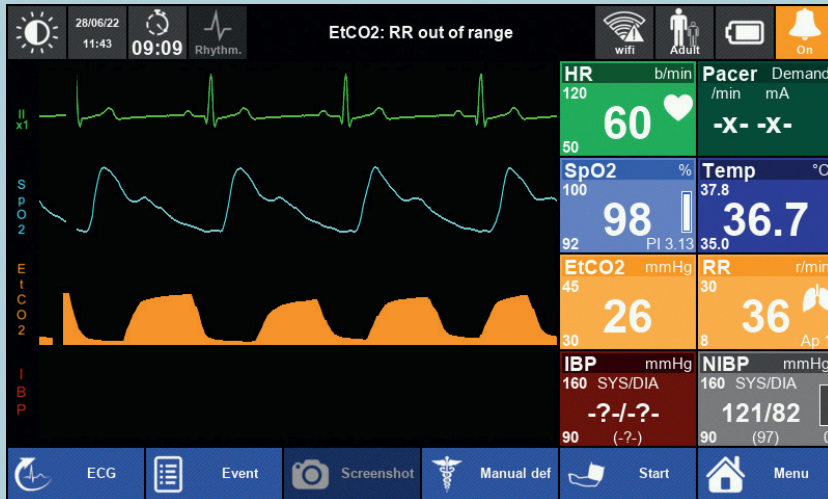
## OPERATIONAL AT ALL TIMES

The DGT7 is ready to use at all times, thanks to regularly performed self-tests and to a RFID tag that ensures the monitoring of the defibrillator electrodes' expiry date.

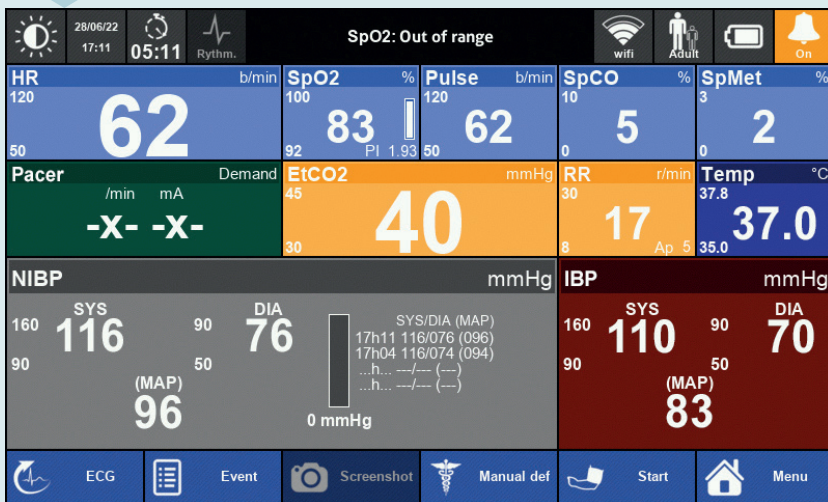


**ONLY 2.4 KG.  
LIGHTWEIGHT, COMPACT  
AND USER-FRIENDLY:  
YOUR PERFECT COMPANION!**

# ADAPTIVE USER INTERFACE



**PHYSICIAN MODE** This display, showing values and waveforms as well as a manual defibrillation function, gives the physician a comprehensive overview of the patient.



**RESCUE MODE** With a simple swipe gesture, the user can move from the physician display to the rescue display. The values are displayed numerically and are well visible, even from a distance. Moreover, a semi-automatic defibrillation function is also available for all users.

## ECG

The DGT7 enables continuous ECG monitoring as well as 12-lead ECG diagnostic recording and ETM interpretation.

## CAPNOGRAPHY

The EtCO<sub>2</sub> value is a parameter to check blood circulation and deduct the efficiency of CPR.

The DGT7 offers Mainstream or Side-stream measurement using Masimo sensors to display EtCO<sub>2</sub>, Respiration Rate and Apnea information.

## SPO<sub>2</sub>, SPCO AND SPMET

The Masimo Rainbow technology for SpO<sub>2</sub>, SpCO and SpMet measurements is available as an option.

The carboxyhaemoglobin (SpCO) enables the non-invasive and immediate detection of heightened levels of carbon monoxide in the blood. This ensures rapid diagnosis and treatment of patients with carbon monoxide poisoning.

The SpMet measurement enables the non-invasive and immediate detection of high levels of methemoglobin in the blood.

## NON-INVASIVE BLOOD PRESSURE MEASUREMENT

Arterial blood pressure measurement in children and adults, as well as a venous block function.

## INVASIVE BLOOD PRESSURE MEASUREMENT

Arterial or venous invasive blood pressure measurement with various pressure sensors.

## TEMPERATURE

Continuous measurement of the temperature through skin sensors or endo-cavity probes.

# DIRECT DATA TRANSMISSION



## INTERVENTION SITE

Recording of a 12-channel ECG on site and immediate transmission to the referring physician.



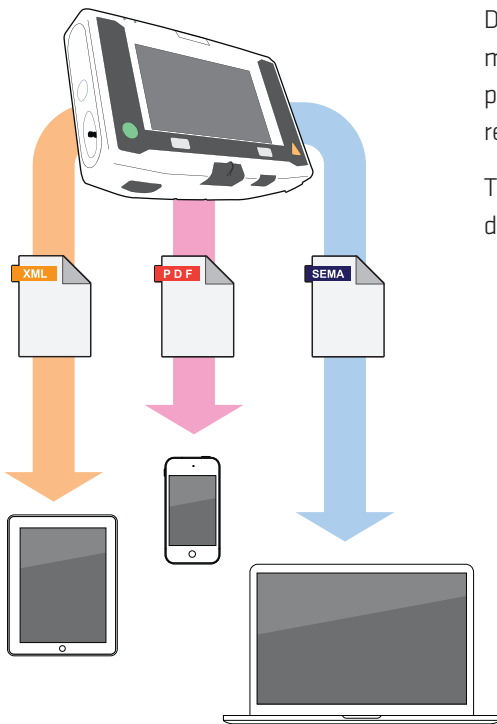
## MEDICAL REGULATION

Reading and analysis of the data transmitted from the intervention site.



## EMERGENCY TRANSPORT

The emergency doctor can implement the instructions immediately and thus help saving essential minutes.



Direct data transmission ensures optimal care of the patient. The rescuer or physician can remain in contact with the regulating doctor.

The DGT7 enables data transmission during and after the intervention.

## DURING THE INTERVENTION

- ❖ 12-lead ECG with ETM interpretation
- ❖ Trends
- ❖ Screenshots
- ❖ PDF reports
- ❖ Connection with ePCR

## AFTER THE INTERVENTION

- ❖ Comprehensive intervention data including 12-lead ECG with ETM interpretation and SpO<sub>2</sub> values, events and trends.



## CONNECTED AT ALL TIMES

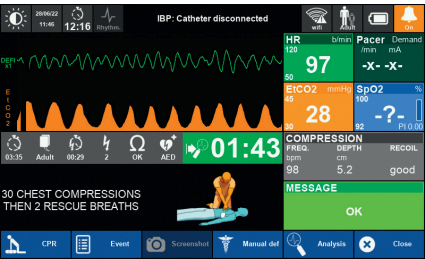
- ❖ This device is compatible with the SCHILLER Update Server, which makes the updating through the network easier than ever before.
- ❖ Manage the entire configuration of the DGT7: the devices can be organised into groups, build configuration templates and be deployed easily to many devices at once.
- ❖ Device self-test results are automatically sent by e-mail, for a better pool management and immediate action in case of error.

- ❖ Thanks to its Bluetooth interface, the DGT7 offers the possibility to print Resting ECGs, live ECGs sequences, etc. wirelessly on a thermal printer.





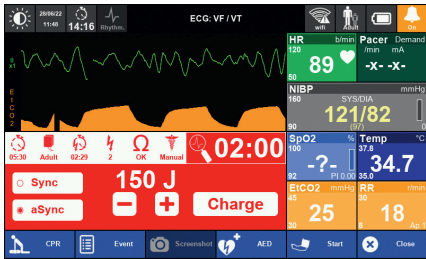
**ARGUS LIFEPOINT:** The reusable CPR-Feedback-Sensor is easy to position.



**ASSISTANCE IN PROVIDING CARDIAC MASSAGE**

Thanks to the ARGUS LifePoint 2 CPR feedback sensor, cardiac massage monitoring is made easy. The following elements are displayed with various colors. Available information:

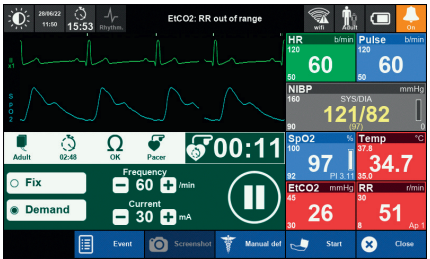
- ❖ Compression depth and rate
- ❖ Pressure relief at the end of each compression<sup>1</sup>



**MANUAL OR SEMI-AUTOMATIC DEFIBRILLATOR WITH UP TO 200 JOULES**

The DGT7 can be operated in semi-automatic or manual mode (synchronously or asynchronously) with Multipulse Bio-wave (biphasic), which is achieved with exceptional efficacy and safety, as well as with extremely low energy input.

This makes this device ideal for all patient types. It identifies paediatric electrodes and adjusts the emitted energy automatically.



**EXTERNAL PACEMAKER**

- ❖ Transcutaneous stimulation via pads in Fix and Demand mode
- ❖ Wide range of settings

<sup>1</sup> Not valid for Great Britain, Germany and France

# PROVIDES ALL FUNCTIONS<sup>2</sup>



**AED**

**MANUAL DEFIBRILLATOR**

**CPR FEEDBACK**

**PACEMAKER**

**12 LEADS ECG**

**SPO<sub>2</sub>, SPCO, SPMET**

**NIBP**

**ETCO<sub>2</sub> MAINSTREAM**

**ETCO<sub>2</sub> SIDESTREAM**

**IBP**

**TEMPERATURE**

**WIFI**

**CELLULAR NETWORK**

**BLUETOOTH**

**USB**

**COMPACT**

**LIGHTWEIGHT**

**TOUCH SCREEN**

**HIGH CONTRAST DISPLAY**

**NUMERIC VALUE VIEW**

**AIRCRAFT COMPATIBLE**

**AMBULANCE COMPATIBLE**

<sup>2</sup> To configure your perfect rescue unit, please contact your SCHILLER sales representative.



**Americas**  
SCHILLER Americas Inc.  
Doral, Florida 33172

**North America:**  
Phone +1 786 845 06 20  
Fax +1 786 845 06 02  
sales@schilleramericas.com  
www.schilleramericas.com

**Latin America & Caribbean**  
Phone +1 305 591 11 21  
Fax +1 786 845 06 02  
sales@schilleramericas.com  
www.schilleramericas.com



**France**  
SCHILLER Médical  
F-67160 Wissembourg  
Phone +33 3 88 63 36 00  
info@schiller.fr  
www.schiller.fr



**France (distribution France)**  
SCHILLER France S.A.S.  
F-77608 Bussy St Georges  
Phone +33 1 64 66 50 00  
contact@schillerfrance.fr  
www.schiller-france.com



**Serbia**  
SCHILLER d.o.o.  
11010 Beograd  
Phone +381 11 39 79 508  
info@schiller.rs  
www.schiller.rs



**Slovenia**  
SCHILLER d.o.o.  
2310 Slovenska Bistrica  
Phone +386 2 843 00 56  
info@schiller.si  
www.schiller.si



**Asia**  
SCHILLER Asia-Pacific / Malaysia  
52200 Kuala Lumpur, Malaysia  
Phone +603 6272 3033  
sales@schiller.com.my  
www.schiller-asia.com



**Germany**  
SCHILLER Medizintechnik GmbH  
D-85622 Feldkirchen b. München  
Phone +49 89 62 99 81 0  
info@schillermed.de  
www.schillermed.de



**Spain**  
SCHILLER ESPAÑA, S.A.  
ES-28232 Las Rozas/Madrid  
Phone +34 91 713 01 76  
schiller@schiller.es  
www.schiller.es



**Austria**  
SCHILLER Handelsgesellschaft m.b.H.  
A-4040 Linz  
Phone +43 732 70 99 0  
sales@schiller.at  
www.schiller.at



**India**  
SCHILLER Healthcare India Pvt. Ltd.  
Mumbai - 400 059, India  
Phone +91 22 6152 3333 / 2920 9141  
sales@schillerindia.com  
www.schillerindia.com



**Switzerland**  
SCHILLER Schweiz AG  
CH-8912 Obfelden  
Phone +41 44 744 30 00  
sales@schiller-schweiz.ch  
www.schiller-schweiz.ch



**China**  
Alfred Schiller (Beijing) Medical Technology  
Co., Ltd.  
100102 Beijing, China  
Phone +86 10 84565453  
info@schillerchina.com  
www.schillermedical.cn



**Poland**  
SCHILLER Poland Sp. z o.o.  
PL-02-729 Warszawa  
Phone +48 22 843 20 89 / +48 22 647 35 90  
schiller@schiller.pl  
www.schiller.pl



**Turkey**  
SCHILLER TÜRKİYE  
Okmeydanı-Sisli - Istanbul  
Phone +90 212 210 8681 (pbx)  
Fax +90 212 210 8684  
info@schiller.com.tr  
www.schiller-turkiye.com



**Croatia**  
SCHILLER d.o.o.  
10000 Zagreb  
Phone +385 1 309 66 59  
info@schiller.hr  
www.schiller.hr



**Russia & C.I.S.**  
AO SCHILLER.RU  
119049 Moscow, Russia  
Phone +7 (495) 970 11 33  
mail@schiller.ru  
www.schiller.ru



**United Kingdom**  
SCHILLER UK Ltd.  
Anstruther, Fife KY10 3H  
Phone +44 16 190 72 565  
sales@schilleruk.com  
www.schilleruk.com

SCHILLER reserves the right to make changes in design, specifications and features shown or discontinue the product described at any time without notice or obligation. Images may be representative. Some products may not be regulatory cleared or released for sale in all markets. Contact your SCHILLER representative for the most current information and availability. This document is compliant with article R5213-2 of "Code de la santé publique".

