



**MFC**International

by RESPIREX

ENGINEERED INFLATABLE PRODUCT SOLUTIONS



**PRODUCT  
CATALOGUE**

# Contents



## High-Pressure Lifting Bags

- 04 Stak Jak Lifting Bags
- 06 Powemat Lifting Bags

## Low & Medium Pressure Lifting Bags

- 08 0.5 Bar Lifting Bags
- 09 1 Bar Lifting Bags
- 10 0.5 Bar High-Lift Bags
- 11 Catch Bag

## Lifting Bag Accessories

- 12 Controllers
- 13 Regulators & Hoses

## Water Rescue

- 14 Multifunction Craft
- 16 Rescue Sled
- 18 Evacuation Raft
- 19 RSW Rescue Sled
- 18 Jet-Ski Rescue Board
- 22 Airtrack Rescue Path
- 24 Animal Rescue Path
- 25 Additional Equipment

## Mountain & Alpine Rescue

- 26 Inflatable Stretcher
- 27 API Stretcher

## Inflatable Shelters

- 28 Welded Inflatable Shelters

## Decontamination

- 30 Single Decontamination Shower
- 31 Four Person & Mass Decontamination Unit

## Accessories

- 34 Decontamination accessories
- 35 Inflation equipment

## Water Storage

- 32 Inflatable Reservoir
- 33 Pillow Tanks



**MFC International** are a specialist manufacturer of inflatable rescue, recovery, survival and sewer maintenance equipment based in Tonypanyd, South Wales. Our equipment is used by fire brigades, mountain and lowland rescue, utilities, the military and humanitarian support organisations internationally, and we have earned an unrivalled reputation for our product quality, durability and performance.

Founded in 1959 at the old Naval Colliery site in Tonypanyd, the company (then called MFC Survival) started manufacturing life jackets and life rafts for the Royal Navy and South Wales commercial shipping ports. Over time, the focus shifted towards designing and manufacturing specialist inflatable products for the defence and rescue industries.

Our history of innovation includes the invention of air-lift bags, being the first manufacturer of aircraft recovery bags and one of the first to introduce inflatable shelters. Following our acquisition by Respirex in 2013, we have continued to innovate and have made significant investments in our manufacturing facility. MFC now produce a broad range of product in-house, incorporating a diverse range of manufacturing technologies - these include:

- **HF and hot-air welding** for shelters and inflatable water rescue equipment
- **Vulcanising presses** for high-pressure lifting bags
- **Autoclave vulcanisation** for no-dig sewer repair products
- **Vulcanisation of neoprene material** for low-pressure lifting bags

Combining these techniques with 60 years experience in manufacturing traditional glued neoprene products allows MFC to offer an unrivalled range of high-performance inflatable rescue equipment.

# Stak Jak Lifting Bags



The Stak Jak is a revolutionary flat-profile lifting cushion for vehicle and heavy duty lifting requirements. The flat profile of the Stak Jak has several distinct advantages over traditional ovoid lifting bags of which the most significant is the ability to safely stack up to three bags together. This enables a greater lift height without the risk of sudden ejection or instability that is possible when stacking ovoid mats.

Stak Jaks are slimline for tight space scenarios and compact storage. They are constructed from exceptionally tough Kevlar cord, yet are light enough to be carried by just one person. Stak Jaks can be inflated quickly to provide an instant lift, making them ideal for use in rapid response emergency situations. They also have a controlled deflation facility if required, and can be supplied with an optional bleed valve on request.

- The flat profile allows three bags to safely stack on top of one another
- Provide a strong and steady lift to stabilize a vehicle and improve access to casualties
- Lifting capacity remains constant throughout the lift, even at full height - unlike ovoid mats
- Connecting straps used between each bag provide additional stability and prevent bags from slipping when in use.
- Slimline for tight space scenarios and compact storage
- Constructed from exceptionally tough Kevlar cord, but are light enough to be carried by one person
- Manufactured from Neoprene (Polychloroprene) rubber for greater oil, fuel and chemical resistance
- Rapid inflation capability provides 'instant lift'
- Large lift capacity and height
- Controlled deflation/lowering capability

## TECHNICAL DATA - 8 BAR

	<b>KSM17</b>	<b>KSM25</b>	<b>KSM49</b>	<b>KSM60</b>
Product Code	KSM17/08	KSM25/08	KSM49/08	KSM60/08
Length (cm)	52	62	84	92
Width (cm)	52	62	84	92
Inflated Height (cm)	17.5	17.5	17.5	17.5
Deflated Height (cm)	2.5	2.5	2.5	2.5
Pack Size (cm)	55 x 55 x 4	65 x 65 x 4	88 x 88 x 4	95 x 95 x 4
Max. Lifting Capacity at Min. Lifting Height (tonne)	17.2	25.5	49.2	59.8
Max. Lifting Capacity at Max. Lifting Height (tonne)	3.6	7.8	17.9	24.6
Max. Flat Area (cm)	24 x 24	34 x 34	56 x 56	64 x 64
Air Requirements (ltr)	305	465	893	1074
Weight (kg)	8	12	20	23
Max. Pressure (bar)	8	8	8	8

## TECHNICAL DATA - 12 BAR

	<b>KSM26</b>	<b>KSM38</b>	<b>KSM74</b>	<b>KSM90</b>
Product Code	KSM26/12	KSM38/12	KSM74/12	KSM90/12
Length (cm)	52	62	84	92
Width (cm)	52	62	84	92
Inflated Height (cm)	17.5	17.5	17.5	17.5
Deflated Height (cm)	2.5	2.5	2.5	2.5
Pack Size (cm)	55 x 55 x 4	65 x 65 x 4	88 x 88 x 4	95 x 95 x 4
Max. Lifting Capacity at Min. Lifting Height (tonne)	25.9	38.2	73.8	89.6
Max. Lifting Capacity at Max. Lifting Height (tonne)	5.4	11.8	34.1	45.1
Max. Flat Area (cm)	24 x 24	34 x 34	56 x 56	64 x 64
Air Requirements (ltr)	479	731	1403	1687
Weight (kg)	8	12	20	23
Max. Pressure (bar)	12	12	12	12

# Powermats



The Powermat is a heavy duty, high pressure lifting bag designed primarily for lifting vehicles and objects in emergency situations. Deflated, the Powermat has a very slim profile making it suitable for use in restricted or awkward spaces and compact to store. Available in 12 standard sizes with maximum lifting capacities from 1 tonne right up to 68 tonne.

The Powermat inflates rapidly offering an instant lift. The most convenient source of air supply for inflation is a BA cylinder or scuba bottle, alternatively a compressor, factory airline supply or a truck air brake supply.

Due to its rapid response capability the Powermat is ideally suited to emergency rescue situations, however it is an exceptionally versatile piece of equipment that also has applications in USAR, industry, mining, railroad construction/maintenance and the armed forces.

- Slimline profile when deflated making it suitable for use in restricted or awkward places
- Rapid inflation capability provides 'instant lift'
- Constructed from exceptionally tough Kevlar cord, but are light enough to be carried by one person
- Manufactured from Neoprene (Polychloroprene) rubber for greater oil, fuel and chemical resistance
- Large lift capacity and height
- Controlled deflation/lowering capability

## TECHNICAL DATA - 8 BAR

	KS1	KS3	KS5	KS10	KS12	KS16	KS21	KS29	KS33	KS46	KS54	KS67
Product Code	KS01 /08	KS03 /08	KS05 /08	KS10 /08	KS12 /08	KS16 /08	KS21 /08	KS29 /08	KS33 /08	KS46 /08	KS54 /08	KS67 /08
Length (cm)	15	22.5	27	38	40.8	46	52	62	65.8	77.5	84	92
Width (cm)	15	22.5	27	38	40.8	46	52	62	65.8	77.5	84	92
Inflated Height (cm)	8	13	16	23	25	28	32	38	41	48	52	57
Deflated Height (cm)	2.5	2.5	2.5	2.5	2.5	2.5	2.5	2.5	2.5	2.5	2.5	2.5
Maximum Lift (tonne)	1.4	3.4	5	10.4	12	15.5	21	28.8	32.6	45.6	53.8	67
Air Capacity at 8 bar (ltr)	3	12	23	69	89	124	186	311	391	627	797	1051
Weight (kg)	0.5	1.3	1.8	3.6	4.1	5.1	8	12	13.5	14.5	20	23
Maximum Pressure (bar)	8	8	8	8	8	8	8	8	8	8	8	8

## TECHNICAL DATA - 12 BAR

	KS2	KS5	KS8	KS16	KS18	KS23	KS30	KS43	KS49	KS68	KS81	KS97
Product Code	KS02 /12	KS05 /12	KS08 /12	KS16 /12	KS18 /12	KS23 /12	KS30 /12	KS43 /12	KS49 /12	KS68 /12	KS81 /12	KS97 /12
Length (cm)	15	22.5	27	38	40.8	46	52	62	65.8	77.5	84	92
Width (cm)	15	22.5	27	38	40.8	46	52	62	65.8	77.5	84	92
Inflated Height (cm)	8	13	16	23	25	28	32	38	41	48	52	57
Deflated Height (cm)	2.5	2.5	2.5	2.5	2.5	2.5	2.5	2.5	2.5	2.5	2.5	2.5
Maximum Lift (tonne)	2	5	7.5	15.6	18.1	23.2	30	43.2	48.8	68.4	80.7	97.2
Air Capacity at 12 bar (ltr)	4	18	34	100	128	180	268	449	565	906	1151	1518
Weight (kg)	0.5	1.3	1.8	3.6	4.1	5.1	8	12	13.5	14.5	20	23
Maximum Pressure (bar)	12	12	12	12	12	12	12	12	12	12	12	12

# 0.5 Bar Lifting Bags



Our comprehensive range of 0.5 bar pressure airlift bags are designed primarily for the recovery of vehicles. Invaluable at the scene of a road traffic incident or light aircraft crash, the airlift bags provide an exceptionally strong and steady lift to stabilize a vehicle and improve access to casualties. Depending on the circumstances these lifting bags may also be used in the rescue of animals or to raise submerged vehicles and small craft as well as many other heavy objects.

- Lightweight and easily portable
- Provide a strong and steady lift to stabilize a vehicle and improve access to casualties
- Strong and durable
- Slip-resistant top surface
- Exceptionally stable
- Low maintenance costs
- Large lift capacity and height
- Controlled deflation capability

## TECHNICAL DATA

	A	B	C	D
Product Code	LB0015	LB0016	LB0017	LB0018
Materials	Hypalon Coated Nylon			
Diameter (cm)	61	76	91	122
Inflated Height (cm)	43	59	61	100
Deflated Height (cm)	5	5	5	10
Packed Size (cm)	66 dia. x 20	77 dia. x 20	96 dia. x 20	122 dia. x 22
Max. Pressure (bar)	0.5	0.5	0.5	0.5
Lift at Max. Pressure (kg)	1488	2325	3347	5951
Air Requirements (ltr)	222	450	673	1900
Packed Weight of Two Bags (kg)	30	34	45	50



# 1 Bar Lifting Bags



Our comprehensive range of 1 bar pressure airlift bags are designed primarily for the recovery of vehicles. Invaluable at the scene of a road traffic incident or light aircraft crash, the airlift bags provide an exceptionally strong and steady lift to stabilize a vehicle and improve access to casualties. Depending on the circumstances these lifting bags may also be used in the rescue of animals or to raise submerged vehicles and small craft as well as many other heavy objects.

- Lightweight and easily portable
- Provide a strong and steady lift to stabilize a vehicle and improve access to casualties
- Strong and durable
- Slip-resistant top surface
- Exceptionally stable
- Low maintenance costs
- Large lift capacity and height
- Controlled deflation capability

<b>TECHNICAL DATA</b>	<b>AK</b>	<b>BK</b>	<b>CK</b>	<b>DK</b>
Product Code	LB0019/003	LB0020/003	LB0021/003	LB0022/003
Materials	Neoprene Coated Kevlar			
Diameter (cm)	61	76	91	122
Inflated Height (cm)	43	59	61	100
Deflated Height (cm)	5	5	5	10
Packed Size (cm)	66 dia. x 20	77 dia. x 20	96 dia. x 20	122 dia. x 22
Max. Pressure (bar)	1	1	1	1
Lift at Max. Pressure (kg)	2976	4650	6694	11902
Air Requirements (ltr)	295	620	900	3010
Packed Weight of Two Bags (kg)	30	34	45	50

# 0.5 Bar High-Lift Bags



Our range of 0.5 bar pressure high-lift bags are designed primarily for the recovery of larger vehicles.

- Lightweight and easily portable
- Provide a strong and steady lift to stabilize a vehicle and improve access to casualties
- These bags have a large contact area which means they uniformly distribute lift pressure across a large surface area, making them suitable for lifting at weak points of a vehicle such as the roof, sides, wings, bonnet and boot
- Exceptionally stable
- Strong and durable
- Slip-resistant top surface
- Webbing loops assist with lifting and positioning the cushions, and can be used as anchorage points
- Low maintenance costs
- Large lift capacity and height
- Controlled deflation capability

## TECHNICAL DATA




	120	210
Product Code	LB0077	LB0078
Materials	Neoprene Coated Nylon	
Area Dimensions (cm)	Ø135	Ø145
Inflated Height (cm)	120	210
Deflated Height (cm)	10	10
Max. Pressure (bar)	0.5	0.5
Lift at Max. Pressure (kg)	7200	9000
Air Requirements (ltr)	2500	5200
Weight (kg)	38.5	48.5



Catch Bags are designed to be used in conjunction with our High Lifting Bags during the uprighting of vehicles or objects. The Catch Bags prevent a rapid and dangerous decent which prevents further damage to the vehicle or object being lifted and allows for a safer environment for the recovery team.

- Quick setup, inflation and deflation
- Webbing loops assist with lifting and positioning the bags
- Strong and durable
- Replaceable protective cover
- Universal inflation sock
- Multiple Catch Bags may be used for larger vehicles or objects

## TECHNICAL DATA

		<b>Catch Bag</b>
Product Code:		LB0076/001
Materials		TPU / Polyester / TPU
Dimensions (cm)	Top 	100 x 80
	Bottom 	140 x 120
	Height 	160
Max. Operating Pressure (bar/psi)		0.2 bar / 2.9 psi
Packed Weight (kg)		14
Packed Size (cm)		71 x 69 x 27

**Note:** Car Catch Bags also available. Contact us for more information.

## CONTROLLERS

Controllers are used to manage the inflation and deflation of air-fed lifting bags. Compressed air is supplied to the controller from either a BA cylinder and regulator or by a compressor. When using air from a BA cylinder 1, 3 and 8 bar controllers will require an 8 bar regulator, 12 bar controllers will require a 12 bar regulator. All controllers feature pressure relief valves to prevent over inflation.

### Hand-Held Single or Twin Controller (3 or 8 bar)



Push-button hand-held controller in a durable aluminium body with semi-recessed pressure gauge(s). Available in 3 or 8 bar models - 3 bar versions have Geka outlet couplings, 8 bar models have Series 25 female outlet couplings (both models have a series 26 female inlet).

Product codes:	<b>3 bar</b>	<b>8 bar</b>
Single controller	CO0067	CO0070
Double controller	CO0074	CO0076

### Plastic Twin Controller (1 or 8 bar)



A durable plastic twin controller with recessed pressure gauges for each outlet and controlled by a pressure sensitive 'deadman' joysticks. Available in 1 or 8 bar models - 1 bar versions have Geka outlet couplings, 8 bar models have Series 25 female outlet couplings (all models have a series 26 female inlet).

Product Code: CO0031 (1 bar), CO0034 (8 bar)

### Aluminium Double & Triple Controllers (1, 8 or 12 bar)



A robust and durable aluminium controller available with two or three outlets; its' impact resistant design incorporates plastic protective handles at either end. Each outlet has a dedicated pressure gauge with a rubber protective surround and controlled by a pressure sensitive 'deadman' joystick. Available in 1, 8 or 12 bar models - 1 bar versions have Geka outlet couplings, 8 & 12 bar models have Series 25 female outlet couplings (all models have a series 26 female inlet).

Product codes:	<b>1 bar</b>	<b>8 bar</b>	<b>12 bar</b>
Double controller	CO0046	CO0055	CO0091
Triple controller	CO0049	CO0058	CO0109

## REGULATORS



### Standard Regulator (8 or 12 bar)

Designed to be used with an air cylinder to reduce the pressure leaving the cylinder (at up to 300 bar) before entering the inflatable product or controller. The regulator contains a shut off valve which stops the air flowing through the hose and a pressure relief valve. Regulators are available in either 8 bar or 12 bar maximum outputs and are supplied with a female type 26 outlet coupling - 12 bar regulators are only for use with 12 bar controllers.

Product Code: RE0034 (8 bar), RE0039 (12 bar)



### Glycerine Gauge Regulator (2 or 8 bar)

This regulator includes glycerin filled gauges. The regulator contains a shut off valve which stops the air flowing through the hose, a pressure relief valve and 2m outlet hose with a male type 26 coupling. The two bar regulator can be set at the factory for a 0.5, 1 or 2 bar output, please specify what is required when ordering.

Product Code: RE0033 (2 bar), RE0043/002 (8 bar)

---

## HOSES



### Inlet Hose - Yellow

Used to connect between the regulator and controller - S.26 Male to S.26 Male  
Available in 2m, 5m or 10m lengths

Product Code: HS-01-04-02-06-06 (2m)  
HS-01-04-05-06-06 (5m)



### Outlet Hose - High Pressure (up to 12 bar)

Used to connect between a controller and HP Lifting bags - S.25 Male to S.25 Female  
Available in blue, green, yellow or red and in 2m, 5m or 10m lengths

Product Code: HS-01-02-05-06-07 (5m Green)  
HS-01-01-05-06-07 (5m Red)  
HS-01-03-05-06-07 (5m Blue)  
- see website for all options



### Outlet Hose - Low Pressure (up to 3 bar)

Wide bore hose used to connect between a controller and LP Lifting bags - Geka couplings  
Available in blue, green, yellow or red and in 2m, 5m or 10m lengths

Product Code: HS-02-02-05-13-13 (5m Green)  
HS-02-01-05-13-13 (5m Red)  
- see website for all options

# Multifunction Craft



Lightweight and easy to transport, the inflatable Multifunction Craft range provides a flexible operational platform that can be quickly deployed where needed to carry large numbers of people or equipment for flood rescue.

- Suitable for use with 2 or 4 stroke short shaft outboard motors up to 30hp (max weight 65kg)
- Easy handling requires less crew effort
- Can be deflated and stored in a carrying valise. The boat, motor and the crew PPE equipment will fit in the back of a small van, therefore no need for a trailer, can be carried by 2-3 people
- Rapid inflation and deployment (less than 5 minutes)
- Fitted with central bow towing point and bridal attachment points. Additional towing points are fitted onto the transom
- The large usable deck area allows up to 14 people or one tonne of equipment to be carried (MFC5000)
- The comfortable Inflatable deck reduces crew fatigue compared with boats with rigid decks
- The flat front provides easier bow boarding and a greater usable interior space
- Wide beam gives excellent stability and increases floor area
- Self-filling/draining water ballast chambers on the outboard side of each keel help to increase low speed lateral stability in choppy waters and act as counterbalance when recovering a casualty over the side tube.
- Will operate in 10 cm of water without the motor fitted and can also be manoeuvred in shallow water by persons walking alongside
- Suitable for use in shallow water >40cm deep (depending on the outboard engine)
- Twin keel design produces minimal wake, reducing potential damage to river banks and offers excellent manoeuvrability
- Minimal training, servicing and maintenance costs

## Options available



### GLUED

*Heavier duty, extremely durable products.*



<b>TECHNICAL DATA</b>	<b>MFC4000</b>	<b>MFC4500</b>	<b>MFC5000</b>
Product Code	WR0206	WR0207	WR0208
No. of Persons	10	12	14
Length (cm)	400	450	500
Width (cm)	200	217	217
Height (cm)	80	80	80
Capacity (kg)	800	960	1050
Working Pressure - Tube (bar)	0.2	0.2	0.2
Working Pressure - Floor (bar)	0.4	0.4	0.4
Air Requirements (ltr)	2900	3300	3500
Pack Size (cm)	140 x 50 x 35	165 x 55 x 35	165 x 55 x 35
Weight (kg)	52	58	65
Recommended Regulator	8 bar	8 bar	8 bar

# Rescue Sled



The RS Series Rescue Sleds are flood water rescue craft for inshore crisis rescues and flooded urban and coastal areas. The Rescue sled is available in seven standard sizes 3, 5, 6, 10 & 15 man. The 3, 5 & 6 person sleds are ideal for swift-water and narrow access rescue.

The 10 & 15 person sleds have a larger floor space and load capacity which are more suited for emergency evacuation situations.

- Lightweight and easily portable
- Easy to manoeuvre
- Can be paddled or pulled by hand
- Exceptionally stable
- Can be used in shallow water
- Open low stern makes casualty recovery easier
- Easily used by wheelchair users
- Exceptionally tough and durable
- Rapid inflation and deployment
- Easily launched into the surf zone for sea rescue, with a raised bow for improved performance in waves
- Open stern for easy access and self-bailing
- Minimal training, servicing and maintenance costs
- Individuals can sit on the floor surrounded by the inflated tubes, offering a comfortable and reassuring rescue environment

## Options available



### WELDED (TPU)

*Lighter products, stay inflated longer without topping up and more cost effective.*



### GLUED (Hypalon)

*Heavier duty, extremely durable products.*





<b>TECHNICAL DATA</b>	<b>RS3</b>	<b>RS5</b>	<b>RS6</b>	<b>RS10</b>	<b>RS15</b>
Product Code (Hypalon)	WR0001	WR0002	WR0169	WR0003	WR0005
Product Code (TPU)	WRW0001/01	WRW0002/01	WRW0169/01	WRW0003/01	WRW0005/01
No. of Persons	3	5	6	10	15
O.A Length (cm)	256	331	397	400	500
O.A Width (cm)	117	117	117	190	231
O.A Height (cm)	40	40	40	56	77
Max. Load (kg)	240	400	480	800	1200
Working Pressure (bar)	0.2	0.2	0.2	0.2	0.2
Air Requirements (ltr)	530	670	710	2000	3800
Pack Size (cm)	88 x 35 x 30	88 x 35 x 30	88 x 35 x 30	88 x 55 x 35	90 x 70 x 52
Est. Weight (kg) - Hypalon / TPU	17 / 15	19.5 / 17.5	20.5 / 18.5	35 / 31	50 / 45
Recommended Regulator	8 bar				

# Evacuation Raft



Fully inflatable, the Evacuation Raft is lightweight and portable. It is easy to manoeuvre, and can be paddled or pulled by hand. The Evacuation Raft has a flat bottom, making it exceptionally stable and suitable for use in very shallow water from 50mm in depth. The Evacuation Raft is ideal in flood rescue situations.

The closed stern has been designed to give rescued casualties an enhanced feeling of security when on board the raft. Once in the raft, individuals can sit on the floor surrounded by the inflatable tubes, providing a comfortable and reassuring rescue environment.

- Lightweight and easily portable
- Easy to manoeuvre
- Can be paddled or pulled by hand
- Exceptionally stable
- Can be used in shallow water
- Closed stern to keep the deck dry and provides greater reassurance for casualties
- Rapid inflation and deployment
- Easily launched into the surf zone for sea rescue, with a raised bow for improved performance in waves
- Exceptionally tough and durable
- Minimal training, servicing and maintenance costs

## Options available



### GLUED

*Heavier duty, extremely durable products.*

# Evacuation Raft



<b>TECHNICAL DATA</b>	<b>RS8ER</b>	<b>RS10ER</b>
Product Code	WR0212	WR0214
No. Of Persons	8	10
Length (cm)	350	400
Width (cm)	190	190
Height (cm)	56	56
Capacity (kg)	820	950
Air Requirements (ltr)	1815	2000
Pack Size (cm)	88 x 50 x 33	88 x 55 x 35
Est. Weight (kg)	35	40
Recommended Regulator	8 bar	

# RSW Rescue Sled



The RSW Rescue Sled is fitted with extended tubes which provide its unique design. Based on the design of the standard Rescue Sled, it provides options for rescuing casualties from difficult situations such as weirs. Its design allows casualties to be pulled aboard through the wrap round tubes, which provide protection and also stability when in the water.

- Exceptionally tough and durable
- Rapid inflation and deployment
- Open stern for easy access and self-bailing

## Options available



### GLUED

*Heavier duty, extremely durable products.*

## TECHNICAL DATA

## RSW RESCUE SLED

Product Code	WR0244
No. of Persons	5 + 1
Length (cm)	500
Width (cm)	120
Internal Width (cm)	75
Floor Height (cm)	15
Tube Diameter (cm)	Ends - 23   Sides - 45
Working Pressure (psi)	Buoyancy - 3.25   Floor - 6
Max. Load (kg)	850
Air Requirements (ltr)	2000
Packed Size (cm)	80 x 40 x 35
Packed Weight (kg)	31.5

# Jet-Ski Rescue Board



The Jet Ski Rescue Board is an inflatable board that is designed to be attached to the back of a jet ski to aid rapid response and rescue of casualties. It is attached by a towing 'D' ring and two other 'D' rings which are located at the front of the inflatable board. The board has 10 handles fitted around the top sides to make it easier for the casualty or rescue crew to hold onto the board whilst in use.

- Used in conjunction with a Jet ski for a rapid response rescue
- The underside of the board is double skinned for maximum abrasion resistance
- Rapid inflation and deployment

## Options available



### GLUED

*Heavier duty, extremely durable products.*

## TECHNICAL DATA

## JET-SKI RESCUE BOARD

Product Code	WR0213
Length (cm)	160
Width (cm)	95
Height (cm)	12.5
Typical Load (kg)	150
Air Requirements (ltr)	300
Pack size (cm)	97 x 32 x 17
Weight (kg)	9
Working Pressure	0.86
Recommended regulator	8 Bar

# Airtrack Rescue Path



The Airtrack is an inflatable rescue path for accessing casualties during rescue on mud, ice and unstable terrain as well as water rescue. The rescue path is available in various lengths and several paths can be connected together both length ways or sideways.

- Lightweight and easily portable
- Twin sponsons on the underside of the Airtrack increase the stability in water and reduce the friction when used on mud
- Inflated from a single point for speed of inflation, with air transfer valves fitted between the path and the sponsons to isolate the separate chambers
- Non-slip top surface
- Strong and durable for a long service life
- Dropstitch construction creates a firm flat surface to walk on
- Reflective tapes are fitted for night-time visibility
- Airtracks can easily be connected end to end using the joining hooks supplied
- Airtracks can also be connected sideways to create a rescue raft (Glued versions only)
- Can be used as a temporary pontoon, rescue raft, platform or access path
- Fitted with strong ground anchor points (Glued versions only)
- Stowage pockets are fitted to the end of the Airtrack each containing a rescue line and rubber ring (Glued versions only)
- Grab-lines are fitted to all sides of the Airtrack
- Towing points are fitted to both ends of the Airtrack (Glued versions only)
- Minimal training, servicing and maintenance costs

## Options available



### WELDED (TPU)

*Lighter products, stay inflated longer without topping up and more cost effective.*



### GLUED (Hypalon)

*Heavier duty, extremely durable products.*

# Airtrack Rescue Path



<b>TECHNICAL DATA</b>	<b>2M</b>	<b>3M</b>	<b>4M</b>	<b>5M</b>	<b>10M</b>
Product Code (Hypalon)	WR0011	WR0012	WR0013	WR0014	WR0015
Product Code (TPU)	WRW0011/01	WRW0012/01	WRW0013/01	WRW0014/01	WRW0015/01
Length (cm)	200	300	400	500	1000
Width (cm)	137				
Height (cm)	25				
Max. Capacity (kg)	200	300	400	500	1000
Air Requirements (ltr)	640	960	1280	1600	3200
Working Pressure (bar)	0.55				
Pack Size (cm)	82 x 48 x 24	87 x 48 x 28	87 x 48 x 32	87 x 48 x 35	89 x 73 x 50
Weight (kg)	12	17	22	28	55
Recommended Regulator	8 bar				

# Animal Rescue Path



The Animal Rescue Path is a simple and adaptable pathway to aid the rescue of animals trapped in mud, ditches or soft ground. The path inflates to only 6.7cm high and has a smooth upper surface, providing a flexible, obstruction free platform to manoeuvre the animal on to and across to safety. Easily portable, the Animal Rescue Path comes supplied in a compact carry bag and is available in two different lengths.

- Stable and robust
- Rapid inflation and deployment
- Low pressure
- Lightweight and portable
- Designed to minimise the distress caused to the animal
- Smooth upper surface

## Options available



### WELDED

*Lighter products, stay inflated longer without topping up and more cost effective.*



### GLUED

*Heavier duty, extremely durable products.*

TECHNICAL DATA	5M	10M
Product Code	WR0195	WR0197
Length (cm)	500	1000
Width (cm)	134	134
Height (cm)	6.7	6.7
Weight (kg)	15.5	30
Air Requirements (ltr)	455	910
Pack Size (cm)	66 x 34 x 25	70 x 45 x 30
Working Pressure (bar)	0.2	0.2
Recommended Regulator	8 bar	8 bar



## Hose Inflation Kit

The Fire Hose Inflation Kit provides a front line, first response solution for water rescue where the casualty is conscious and able to help themselves during rescue. This compact, robust kit can be deployed in seconds with ordinary fire hose and used in a number of different water rescue techniques. To use, simply connect the required lengths of hose together, fit the couplings from the kit to the ends of the hose system, and inflate.

A variety of options are available, please contact the sales department to discuss your requirements



---

## Mud Lance

The Mud Lance is a durable lance to loosen the soil, sand or mud surrounding a trapped animal/person during mud rescue. Using either water or air, the Mud Lance will overcome the suction from the mud, allowing the animal/person to be rescued quickly and safely with minimal distress. When not in use the Mud Lance can be dismantled and packed away into the compact carry bag provided, making it easy to store and carry.

Product Code: WR01423



# Inflatable Stretcher



The Inflatable Stretcher is lightweight and is used to transport casualties in any rescue scenario. The stretcher is able to be packed down into a small back pack to make it easier for transportation.

The stretcher has been designed so that it is easy to carry whilst in use, with three sturdy lifting handles located on either side of the product. The stretcher also has a multi-point quick release restraint harness for securing casualties during transport. It is ideal for casualty recovery in tight or difficult to reach areas.

The compact size means it can be easily stowed in a vehicle, boat, helicopter or aircraft.

## Options available



### WELDED

*Lighter products, stay inflated longer without topping up and more cost effective.*

## TECHNICAL DATA

## INFLATABLE STRETCHER

Product Code	WR0196
No. Of Persons	1
Length (cm)	203
Width (cm)	69.5
Height (cm)	6.7
Capacity (kg)	150
Air Requirements (ltr)	100
Pack Size (cm)	35 x 35 x 18
Est. Weight (kg)	5
Working Pressure (bar)	0.5



The API Stretcher is a revolutionary rescue stretcher designed to provide safe handling of a casualty in an emergency rescue situation.

Despite its robust construction, the API Stretcher is lightweight and easy for one person to carry, it is ideal for casualty recovery in tight or difficult to reach situations. When deflated, the API Stretcher is compact and easily stowed on a vehicle, boat, helicopter or aircraft.

The API Stretcher can be inflated using an air cylinder, bellows or a compressor and takes only minutes to deploy.

Once a casualty is in place on the stretcher it can be easily carried, dragged or tobogganed over various terrains, including snow, sand, marsh and mudflats.

### Options available



#### GLUED

*Heavier duty, extremely durable products.*

## TECHNICAL DATA

## API STRETCHER

Product Code	WR0219
No. Of Persons	1
Length (cm)	215
Width (cm)	89
Height (cm)	41.5
Capacity (kg)	200
Air Requirements (ltr)	370
Pack Size (cm)	70x45x30
Est. Weight (kg)	11.25
Recommended Regulator	8 bar

# Welded Inflatable Shelters



Inflatable Shelters provide a quickly deployable structure that is simple to use, lightweight, compact and easy to transport. They are ideal for emergency or humanitarian use, but have a wide range of other applications including field hospitals, command centres, crime scene preservation, storage areas and vehicle maintenance.

MFC Internationals' range of inflatable shelters can be set up in a matter of minutes, and will stay standing without continuous inflation. With no mechanical framework the shelters are lighter and more compact once packed. All shelters are supplied with adjustable zipped entrances at the front and rear, providing a versatile solution that allows two or more shelters to be linked together if required. Shelters can be anchored on hard or soft standing, and guy ropes are provided for use in inclement weather.

The shelters are manufactured with a welded and taped PU frame that reduces weight and air leakage, which allows shelters to remain inflated for longer without the need for topping up (particularly in hot climates). The welded and taped canopy ensures seams remain waterproof even after repeated deployments and the heavy-duty detachable floor allows the shelter to be lowered over a vehicle or casualty if required.

Shelters are supplied with a comprehensive range of standard equipment, along with a large choice of optional add-ons such as heating, lighting and customer branding. The shelters are available with a choice of standard flame resistant (FR) canopy material colours, other colours are available in both FR & non FR materials if required.

- Rapid deployment
- Range of sizes
- Lightweight & durable welded construction
- Two windows and two ventilation panels
- Detachable floor
- Removable end panels

# Welded Inflatable Shelters



## TECHNICAL DATA

	9	12	16	20	25	30	36	51
Product Code*	SHW/09/001	SHW/12/001	SHW/16/001	SHW/20/001	SHW/25/001	SHW/30/001	SHW/36/001	SHW/51/001
Length (cm)	300	400	400	500	500	600	600	850
Int. Length (cm)	300	400	400	500	500	600	600	850
Width (cm)	310	310	400	400	500	500	595	595
Int. Width (cm)	263	263	353	353	453	453	534	534
Height (cm)	263	263	280	280	290	290	308	308
Int. Height (cm)	238	238	254	254	265	265	275	275
Int. Floor Area (sq,m)	7.9	10.6	14.12	17.65	22.65	27.2	32.04	45.39
Air Requirements (ltr)	1300	1850	2600	2900	3050	3700	5900	8100
Weight (kg)	43	55	63	73	83	94	106	125
Pack Size (cm)	120 x 66 x 41	120 x 66 x 41	130 x 66 x 50	130 x 66 x 50	140 x 80 x 66	140 x 80 x 66	140 x 80 x 60	160 x 80 x 66

\*Note: Part numbers are dependant on shelter type and colour selected, codes above are for shelters with white walls & roof. Contact MFC International for available options and additional information.

### Options available



#### WELDED

Lighter products, stay inflated longer without topping up and more cost effective.

# Single Decontamination Shower



Lightweight and quick to deploy, the inflatable Single Decontamination Shower range from MFC International allow for rapid response. Fully inflatable, these Decontamination Showers can be set up in a matter of minutes, and will stay standing without continuous inflation. With no mechanical framework the shelters are lightweight to transport and compact to store. The Decontamination Showers come in two different styles, single with gloves or single without gloves.

## TECHNICAL DATA

### Single Without Gloves

### Single With Gloves

	Single Without Gloves	Single With Gloves
Product Code	DSW022	DSW022/002
Length (cm)	150	150
Int. Length (cm)	120	120
Width (cm)	140	140
Int. Width (cm)	125	125
Height (cm)	260	260
Int. Height (cm)	225	225
Working Pressure (bar)	0.55	0.55
Air Requirements (ltr)	400	400
Max. Water Inlet Pressure (bar)	5	5
Weight (kg)	22.5	22.5
Pack Size (cm)	70 x 45 x 30	70 x 45 x 30
Number of Shower Nozzles	2	2
Brush/Spary Gun Connectors	1	1
Glove	No	Yes
Window	Yes	Yes

# Four Person & Mass Decontamination Unit

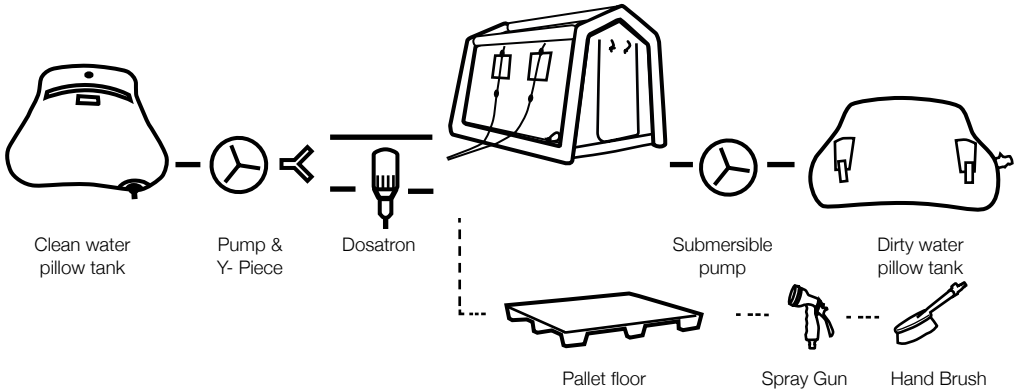


Lightweight and quick to deploy, the inflatable Four Person Decontamination Unit from MFC International allow for rapid response. Fully inflatable, the Decontamination Unit (shown above with option exterior sump) can be set up in a matter of minutes, and will stay standing without continuous inflation. With no mechanical framework the shelters are lightweight to transport and compact to store. The Mass Decontamination Shower is internally partitioned into three lanes (male, female & assisted casualty), with pre and post decon changing areas. Showers are supplied with 1" CAMLOCK couplings as standard, contact sales for other options.

## TECHNICAL DATA

	Four Person Decon	Mass Decon
Product Code (w/o sump) (with sump)	DSW017/004 DSW017/003	DSW026
Length (cm)	353	750
Int. Length (cm)	310	730
Width (cm)	310	470
Int. Width (cm)	250	410
Height (cm)	260	290
Int. Height (cm)	200	260
Working Pressure (bar)	0.22	0.22
Air Requirements (ltr)	1130	3800
Max. Water Inlet Pressure (bar)	5	5
Weight (kg)	28	110
Pack Size (cm)	123 x 69 x 51.5	160 x 80 x 60
Number of Shower Nozzles	8	8
Brush/Spary Gun Connectors	4	4
Window	2	2

# Decontamination System Components



## Clean water pillow tank

See page 35 for details. A single tank is required for single and four person decon showers, two are required for the mass decon.



## Dirty water pillow tank

See page 35 for details. A single tank is required for single and four person decon showers, two are required for the mass decon.



## Inlet water pump

A high performance close-coupled self-priming centrifugal pump with built-in ejector systems. Lightweight, durable & suitable for use with drinking water. Supplied with male CAMLOCK couplings. Product Code: DSA002



## Flooring pallet

Available with or without a cut-out for a submersible pump. For a single decon shower the cut-out version is required. For a four person shower 5 standard pallets are required and one with a cut-out. For the mass decon shower 6 standard and two cut-out versions are needed.

Product Code: DSA007 (cutout), 140018 (standard)



## Dosatron & Trolley

The Dosatron is water a powered dosing pump that is installed directly in the water supply line and uses the flow of water as the power source. Supplied with male CAMLOCK couplings. Product Code: DSA005



## Spray Gun

Hand-held spray gun with trigger control

Product Code: DSA008



## Submersible pump

Fitted in the shower sump, this 110V submersible pump is fitted with a male CAMLOCK coupling for the outlet. Product Code: DSA004

## Hand brush

Hand-held brush with hose connector.

Product Code: DSA058



## Hoses

Clean & dirty water hoses (2m) with female CAMLOCK couplings

Product Code:

HS-05-02-02-22-22 (clean)

HS-06-06-02-22-22 (dirty)



## Inflation Options

### Regulator (8 bar)

MFC Regulators are designed to be used with an air cylinder to reduce the pressure leaving the cylinder (at up to 300 bar) before entering the inflatable product or controller. This works with the 1m delivery hose that is supplied as standard with our inflatables.

Product Code: RE0034 (without hose)



### Bravo 2000 electric inflater

The Bravo 2000 electric inflater consists of a main motor and a supplementary (booster) motor, which increases the capacity and pressure. The two motors can run simultaneously to obtain maximum capacity and pressure. Both motors are protected by thermal fuses.

Product Code: 180026 (240V)



### Master Blaster Inflater / Deflater

The Master Blaster Inflater / Deflater twin motor assembly is ideal for rapid inflation of larger structures and inflatables. The patent twin fan motor assembly ensures 100% duty cycle to ensure continuous inflation/deflation.

Product Code: MB-3-220M (240V)



### Bravo 4 ALU R.E.D Hand Pump

The Bravo 4 ALU R.E.D (Reduced Effort Device) is a double action hand pump that automatically adjusts for easier pumping. The hand pump automatically switches to downward pumping only once the pressure exceeds 400 mbar (5.8 psi), allowing you to blow up your inflatable product quickly and efficiently.

Product Code: 180001



### Bravo 10 Foot Pump

The Bravo 10 foot pump utilises an innovative design to make inflating and deflating a tube as effortless as possible. It has two chambers, one 5 litre (high volume, low pressure) which inflates to 2.1 psi and one 1.6 litre (low volume, high pressure) which inflates to 4.4 psi. It also features an over inflation warning system in the form of a visual pressure indicator, crush resistant hose, anti slip feet and valve adapters.

Product Code: 180006



# Inflatable Reservoir



Inflatable Reservoirs are a simple, quickly deployable solution for the storage of water and other liquids. Ideal for rapid response emergency situations, these reservoirs can be transported to the scene and set up easily, providing an immediate storage container.

Filling the reservoir is quick and easy; a floatation collar around the rim is inflated using a compressed air cylinder, hand pump or compressor. As water is then pumped into the reservoir this collar will automatically lift the sides of the tank with the rising water level, creating a fully self-supporting water storage solution in minutes.

- Lightweight and easily portable
- Quick and easy to fill
- Require minimal ground preparation before use
- Crease removing straps incorporated into the design
- Minimal training, servicing and maintenance costs

## Options available



### GLUED

*Heavier duty, extremely durable products.*

## TECHNICAL DATA

	500	1000	1500	2000	3000	4500	6000	7000	8000	9500	10000	12000
Product Code	WS0075	WS0076	WS0077	WS0078	WS0080	WS0082	WS0083	WS0084	WS0085	WS0086	WS0087	WS0089
Base Size (cm)	150 x 150	150 x 150	150 x 150	194 x 217	233 x 263	281 x 319	304 x 304	324 x 324	344 x 344	372 x 372	382 x 382	402 x 402
Height (cm)	37.5	60	80	103	103	103	120	120	120	120	120	120
Sides	4	4	4	6	6	6	8	8	8	8	8	8
Capacity (ltr)	500	1000	1500	2000	3000	4500	6000	7000	8000	9500	10000	12000

**Note:** 2500, 3500 and 18000 ltr reservoirs also available. Other reservoir sizes may be produced to order.



Our range of Pillow Tanks provide a robust and quickly deployable solution for the storage and transportation of water. There are two ranges of pillow tanks - Potable and non-potable. Manufactured with integrated handles and lifting points on larger sizes.

Pillow Tanks are designed to be as easy as possible to transport when full. They come complete with restraining straps to limit movement during transportation and are suitable for use on various different vehicles, including on the back of a 4x4. When empty the Pillow Tank collapse down for compact storage and can be carried by 1-2 people.

- Lightweight and easily portable when filled
- Suitable for use on various different vehicles
- Reliable solution for temporary or long term water storage
- Quick and easy to deploy
- Can be manufactured for potable drinking water, ideal for disaster relief situations
- Minimal training, servicing and maintenance costs

### Options available



#### GLUED

*Heavier duty, extremely durable products.*

TECHNICAL DATA	200	400	500	1000	5000	10000
Product Code: Potable	WS0025	WS0026	WS0027	WS0028	WS0029	WS0030
Product Code: Non-potable	WS0014	WS0015	WS0016	WS0017	WS0018	WS0024
Length (cm)	90	117	117	150	400	510
Width (cm)	80	75	95	150	225	220
Height - when full (cm)	35	53	53	55	57	100

*Note: Other sizes may be produced to order.*



**MFC**International

*by* RESPIREX

ENGINEERED INFLATABLE PRODUCT SOLUTIONS

MFC International

Naval Yard

Tonypanyd

Rhondda Cynon Taff

CF40 1JS

: +44 (0) 1443 433 075

: [sales@mfc-international.com](mailto:sales@mfc-international.com)

: [www.mfc-international.com](http://www.mfc-international.com)

A Respirex International Limited Group Company

© MFC International 2022