

Office Locker Solutions

Solution Deck




The Problem




Heavy admin burden

Lockers are managed by the facilities or security team manually taking up lots of time and inefficiencies



Wasted management time

Management waste time allocating lockers and running manual workflows



No Analytics

A lack of analytical data leads to bad management decisions and time wasted on audits



Staff waiting time

Staff waste time when trying to get access to a locker, or to get replacement keys or codes

THE SOLUTION

- A fully self-service locker solution
- Use your company access badge to open lockers
- Real-time notifications and logs of all locker use
- A fully secure, 128 byte encrypted lock
- A fully automated order distribution, collection and exchange platform
- Multi-site management solution for enterprise
- A move into the 21st century
- Increased productivity of your employees



WHAT OUR CLIENTS SAY

amazon.com

Cara Kaiser

Cluster Loss Prevention Manager, Amazon Germany

eLocker simplifies management problems associated with traditional key systems. Management is simple and easy through online tools. Kiosks are also easy to use and lockers are quickly issued.

TESCO

Damian Gould

Security Manager, Tesco

The eLocker management system has saved us so much time. Previously It took around 3 months for us to give a new member of staff a locker, it now takes less than a minute. I really cant explain how helpful this software is.

You're in safe hands

Here is a cross section of companies already using eLocker

MATALAN

amazon



pwc





Sainsbury's

Clipper 



MOTOROLA

FERRERO

 MOUNTAIN
WAREHOUSE

QATAR 
AIRWAYS القطرية



FATFACE
UNITED KINGDOM

THEHUTGROUP®


FLEXLOCK
easy access



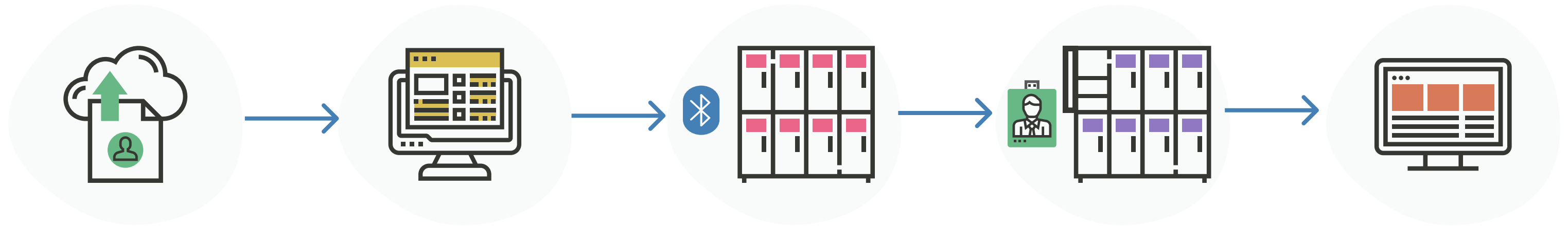


eLocker

Standard Workflows



Staff locker workflows - Allocated



Upload

Upload Staff into the eLocker online system

Allocate

A free locker is allocated via the online dashboard

Send

The system instantly sends staff ID to the locker by bluetooth

Touch

Staff open lockers with their ID cards, a mobile app or the kiosk

Audit

All actions are recorded on the online system



Single Lockers

Place one person in one locker



Team Lockers

Allow up to 20 people to share

Hot / Agile / Day lockers



Upload

Upload Staff into the eLocker online system

Find

Staff find a free locker in the office by finding one with a green flashing light, or choose a free locker on a mobile app

Touch to Remember

Staff touch their ID card, open the door and put their stuff in, the lock remembers the card

Touch to Forget

Staff touch their ID card to open the door and remove their stuff, the lock forgets the card and is free for next user

Audit

All actions are recorded on the online system

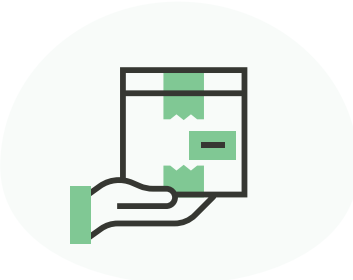
Key Highlights

- Share lockers through your organisation
- Make your lockers fully agile
- Reduce the number of overall lockers, saving cost and space
- Remove the need to manage lockers, saving time and cost

Use kiosks to allow staff to check their locker allocation if they forget



eLocker Collect - for Parcels and IT Assets



Create Order

Via the online system or directly at a kiosk



Place item in Locker

Place an asset in the locker



Notify

eLocker notifies the 'collector' of the order description and locker to collect from



Collect

The collector opens the locker and takes their order



Audit

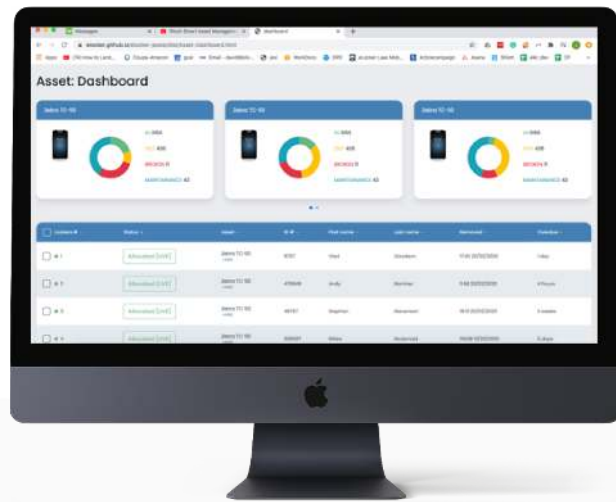
eLocker stores every action associated with the order



eLocker collect removes the hassle of distributing items to staff in busy offices, whether it be IT assets, parcels, sensitive documents or stationary.

The solution is built to be fully customisable and allows you to personalise workflows as required

Dashboard and Reporting



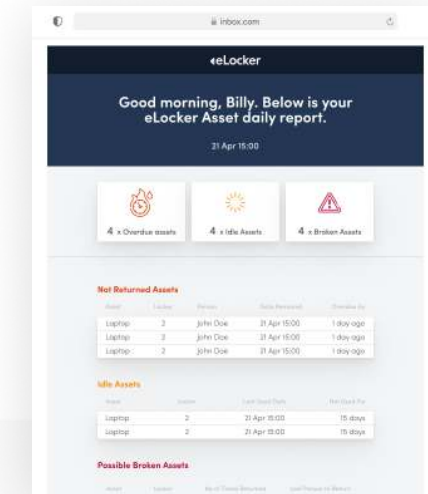
Dashboard Data

- Easily see live global or site-per-site information on how many lockers are in use
- View a live list of asset statuses
- View a live list of 'non-returned' assets, with the person who took the asset



Locker Usage Data

- View logs per person to see which assets they have taken
- View Locker logs to see who has used each locker
- Full download and exports available for each log type



Daily Digest Email

- View logs per person to see which assets they have taken
- View Locker logs to see who has used each locker
- Full download and exports available for each log type


Credential management

eLocker can use several different credentials and authentication methods, below is how you can open eLocks.



NFC Access Cards

- 13.56mhz
- HID or Mifare



eLocker Mobile App

- Our mobile app, or our API's allow your staff devices to operate the eLockers
- Works with Android and iOS
- Demo app available



eLocker Kiosk

- Works with eLocker manager
- An easy way to open lockers with very little credentials
- Remove open over Bluetooth


The Importance of Integration

When working with customers on longer-term, rollout projects, we understand the importance of a fully autonomous system. That's why we always try to integrate as deeply as possible, to make the customer experience as simple as it can be



Workplace Management System

- Connect eLocker with your WMS or HR system
- Automatically add and remove staff as they join and leave the company
- Fully automate your system



RFID Card Integration

- Use your access cards with eLocker
- Follow your one card policy
- A great user experience

New Lockers

eLocker offers a truly turnkey service, we supply and install lockers, locks and offer delivery, installation and training as a whole package



* Check out our website for our full locker brochure



Locks



Lockers



Delivery



Install



Training

Upgrade Your Old Lockers

Step 1



Remove your existing lock

Step 2



Install the Retrofit eLock
in a few seconds

Step 3



Manage your new eLocks
with eLocker Manager



- Retrofits onto any MFC or Steel Locker
- Bluetooth enabled
- Works with Android or iOS Apps
- Works with 13.56mhz NFC Cards - HID or Mifare
- Battery bank backup incase of power failure
- Battery Life of up to 10 years

Required Infrastructure



eLocker Manager

- SAAS (hosted by eLocker)
- Login online
- Supported by the eLocker SLA

Smart Box / Kiosk

- Powered by POE and mains power
- Connected to internet via LAN
- Gateway between locks and cloud

Locks and Lockers

- Battery Powered
- No requirement for power
- Bluetooth enabled



**We have had 100% uptime
Since 2017**




**Full remote support through
the eLocker application**

THE eLocker SLA



**A belt and braces 3 year
Guarantee for your system**



**1 hour response on urgent
requests and site visits if
required**

Contact Us



sales@elocker.com



020 8798 0210



eLocker
Icon Innovation Centre
Eastern Way, Daventry
NN11 0QB