



ASAP® RAPID SHELTERS

The DLX hallmark product line. Available in two sizes, the ASAP-12 and ASAP-18, these shelters are designed to be the first up in the field with a two-person, 60-second setup.



X-SERIES

Larger and with quick and wide-open connections, this next generation of weather-proof, medium to large shelters have unlimited opportunities for growth. Not to mention they are as strong as any shelter on the market.




ASAP-HUB // X-HUB

The center of your shelter complex, both HUBs can be connected to various DLX shelters, regardless of make or model.



TWO-LANE DECON HAZMAT SHOWER

A rapid and interoperable system with the convenience of an all-hazard response shelter + decon shower in one.



WATER RESCUE

We have a series of trailer models to help fit the needs and requirements of various water rescue operations, boat models, and team sizes.



HARD CASES

The world's only case with completely flush hardware (including wheels and carrying handles) and interlocking stackable lid and base design.



The Team Behind Your Team™

Here at Deployed Logix we're redefining rapid deployment. Through our extensive work with national and international search and rescue teams, law enforcement, the military, various first responders, and private organizations, our team understands that when a crisis calls, seconds count. Discover why we're the leader of rapid deployment training and products, including the groundbreaking ASAP® and X-Series rapid shelters.



DLX 

RAPID DEPLOYMENT REDEFINED®

541.357.5978 // [DEPLOYEDLOGIX.COM](https://deployedlogix.com) // [@DEPLOYEDLOGIX](https://twitter.com/deployedlogix)

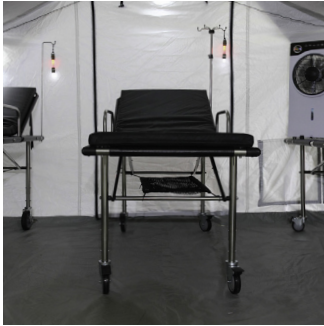


ASAP-MRP

Our Mission Ready Package has all of the components needed to deploy a fully outfitted shelter within a single custom hard case, leaving only the need for a power source.

BUNK BEDS

Does not require tools and one person can deploy a complete bunk bed system in under 5 minutes.



EBED

Lightweight, easy to transport, and simple to assemble and disassemble.

INSULATION LINERS

Improve climate control by 5-10 degrees Fahrenheit while also improving noise control.



GENERATORS

Compact, portable, convenient, quiet, and reduces fuel consumption.

LIGHTING

Multiple options to suit your needs with interior lighting, scene lighting, and off-grid lighting and power combinations.



ATLAS ANCHOR

Fast to fill and easy to transport. Separate compartments allow you to decide the strength of your anchoring system.

RIGID DOOR

Improves ease of accessibility, and is interchangeable between ASAP and X-Series shelters, working with current and past shelter systems.



HVAC

Completely self-contained and portable with an all-weather and rugged construction.

AIR PLENUM

An easy-to-use system, maximize climate control efficiency for your DLX ASAPs.




WATER LOGIX

Everything from water filtration, distribution, and containment for water removal.

FIELD TOILET

Highly portable, non-impact, field toilet system with an automatic remote flush and a hands-off waste bagging and sealing system.



HARD FLOORING

Will bring you the quickest setup time and is suitable for nearly all field requirements.

SCREEN ENDWALL

Ideal for warm or humid days and gives your shelter cross ventilation.



HEATERS

Tri-fuel capabilities that heat multiple shelters at once. This quick-operating and reliable system conveniently fits in one case.

POWER LOGIX

This line of DLX products is the perfect mix of power and logistics: a reliable solar solution when you need instant power and lighting on the go and all in a convenient case.



FIELD SHOWER

Functions as a standard hygiene shower as well as a tactical decon shower unit.

CUSTOM TRAILERS

Options as diverse as your needs: custom cargo trailers, aluminum water rescue trailers, shipping containers, and self-propelled trailers.

