www.yojohe.com

ADD:NO.199, West, Furong Avenue, Jiangyin City, Jiangsu Province, China
Website: www.yojohe.com
www.yojobhe.com
www.jsyuanzhuo.com
www.yojointernational.com
TEL: +86-510-86560333
E-mail: zy@jsyuanzhuo.com

YOJO

Profession makes perfect

40000m² OF
PRODUCTION BASE

ABOUT YOJO

Jiangsu YuanZhuo Equipment Manufacturing Co.,Ltd（also known as YOJO）is Located in Jiangyin city the geometric center of Golden Triangle created by three big cities: Suzhou, Wuxi and Changzhou. Our city is a beautiful place with beautiful scenery and near the Yangtze river. It is an important transportation hub between the north and south of Yangtze river and a natural port where the Yangtze river enters to the sea. We welcome friends from all over the world with an open mind and warmly attitude.

Advanced equipment and strict management are our premise to offer unique and stable products; with the continuous R & D investment, pleasant and healthy organizational culture are keeping us a leading role in the industry; we are committed to the pursuit of the maximum use of energy, to provide appropriate overall solutions for our partners is our mission to our services and products towards globalization; Complete Service Network, comprehensive pre–sales and after–sales services, is our commitment.

No matter where you are, just a phone call or an E–mail, we will be the fastest speed for you to provide quality and comprehensive services.

TESTING EQUIPMENTS
R&D LABORATORY FACILITIES



- 16 automated production lines
- 16 vacuum brazing furnaces
- 8 helium leak detectors
- Performance test
- Burst test
- Fatigue test
- Frozen test

ISO45001:2018 ISO9001:2015 ISO14001:2015

BRAZED HEAT EXCHANGER

Copper brazed HE

Brazing material：copper
Design temperature：–196℃ – 225℃
MAX.Design pressure：4.5Mpa

All stainless steel fusion -bonded HE

Brazing material ： Stainless steel
Design temperature ： –196 ℃ – 550 ℃
Design pressure ： 2.5Mpa

Model series: ZL–R, please consult our sales for more details



● CONNECTION MODE

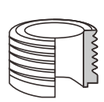
Male thread

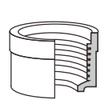
Female thread

Flange

SAE Flange

Soldering

Model	B(mm)	C(mm)	D(mm)	E(mm)	Thinkness (mm)	Weight (Kg)	Max flowrate (m3/h)	Dseign pressure (Mpa)
ZL10	77	42	155	119	9+1.25N	0.28+0.027N	4	3/4.5
ZL14	77	42	206	172	9+2.3N	0.7+0.06N	8	1/3/4.5
ZL16	78	42	208	172	9+2.24N	0.6+0.049N	8	1/3/4.5
ZL18	95	50	210	165	7+3.1N	0.7+0.06N	8	1
ZL20A	93	40	323	269	9+1.5N	1+0.09N	8	3/4.5
ZL20B	78	42	318	282	9+2.3N	1+0.08N	8	3/4.5
ZL20C	77	42	313	278	10+1.28N	0.9+0.07N	8	3/4.5
ZL26	111	50	310	250	10+2.32N	1.3+0.12N	18	3/4.5
ZL26F	107	50	307	250	10+1.98N	1.3+0.1N	18	3/4.5
ZL28B	120	72	290	243	10+2.36N	1.5+0.133N	18	3/4.5
ZL28C	120	63	290	234	10+2.36N	1.5+0.133N	18	3/4.5
ZL30	126	70	307	250	10+2.35N	2.2+0.16N	18	3/4.5
ZL42A	121	68	332	279	10+1.53N	2.05+0.11N	18	3/4.5
ZL52	111	50	526	466	9+2.32N	2.6+0.21N	18	3/4.5
ZL53	106	50	522	466	9+2.1N	2.6+0.27N	18	3/4.5
ZL62	120	63	528	470	10+2.35N	2.379+0.194N	18	3/4.5
ZL62F	120	63	527	470	10+1.98N	2.379+0.18N	18	3/4.5
ZL65	125	65	540	480	11+2.28N	2.5+0.228N	18	3/4.5
ZL95	189	92	616	519	11+2.7N	7.8+0.44N	42	3/4.5
ZL95F	182	92	609	519	12+2.05N	15+0.36N	42	3/4.5
ZL120	246	174	528	456	10+2.34N	7.2+0.52N	42	3/4.5
ZL190	303	179	695	567	13+2.3N	12+0.61N	100	1.6/2.1/3
ZL200	320	188	742	603	14+2.7N	13+0.67N	100	1.5/2.1/3
ZL200E	320	207	742	624	14+2.7N	13+0.67N	100	1.5/2.1/3
ZL202	319	188	741	603	16+2.85N	13+0.957N	100	2.1/3
ZL300	370	118(95.5)	995	861(816)	17+2.675N	20+1.26N	200	1.6/2.1/3
ZL500	304	179	982	854	17+2.29N	26.6+0.93N	200	2.1/3
JY01	390	204	1320	1132	22+2.75N	30+1.8N	300	3/4.5

Copper brazed heat exchanger

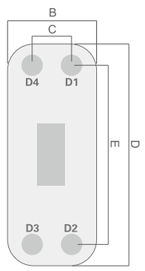

Fusion-bonded heat exchanger

Model	B(mm)	C(mm)	D(mm)	E(mm)	F(mm)	G(mm)	Thinkness (mm)	Weight (Kg)	Max flowrate (m3/h)	Dseign pressure (Mpa)
ZL230F	249	161	497	414	172	369	13+2.1N	6.5+0.37N	42	3/4.5
ZL250	319	205.2	736	631.7	224.4	568	15+2.6N	13+0.82N	100	3/4.5

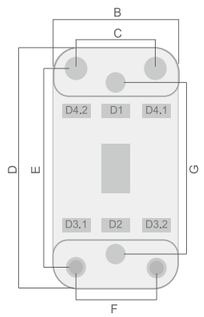

Model	B(mm)	C(mm)	D(mm)	E(mm)	Thinkness (mm)	Weight (Kg)	Max flowrate (m3/h)	Dseign pressure (Mpa)	
AL14	77	42	206	172	44+2.3N+6	1.06+1.4+0.06N	8	Air side	1.6
					50+2.3N+6	1.19+1.4+0.06N		Fluorine side	3.0
					80+2.3N+6	1.85+1.4+0.06N			
AL26	111	50	310	250	50+2.32N+8	1.93+2.6+0.12N	18	Air side	1.6
					75+2.32N+8	2.77+2.6+0.12N		Fluorine side	3.0
					100+2.32N+8	3.64+2.6+0.12N			
AL95	189	92	616	519	85+2.7N+12	6.4+15.6+0.44N	42	Air side	1.6
					106+2.7N+12	7.8+15.6+0.44N		Fluorine side	3.0
					212+2.7N+12	17.9+15.6+0.44N			
					276+2.7N+12	22.2+15.6+0.44N			

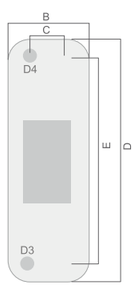



Model	B(mm)	C(mm)	D(mm)	E(mm)	Thinkness (mm)	Weight (Kg)	Dseign pressure (Mpa)
ZY35	124	52	286	227	6+3.23N	1.64+0.124N	3
ZY36	124	52	286	227	6+3.23N	1.64+0.124N	3
ZY116	213		621	476	12+2.26N	12+0.44N	1.5
ZY150	202		771	610	12+2.24N	15+0.5N	1.5
ZY340	490	328	780	578	12+2.08N	36+1.17N	1.5

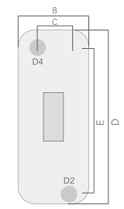

Model	B(mm)	C(mm)	D(mm)	E(mm)	Thinkness (mm)	Weight (Kg)	Max flowrate (m3/h)	Dseign pre ssure (Mpa)
LZL350BR	318	160	1060	912	44+2.23N	79.3+1.31N(N < 132) 82.23+1.404N(N ≥ 132)	50	0.5

Model	B(mm)	C(mm)	D(mm)	E(mm)	P(mm)	Thinkness (mm)	Max flow rate (m3/h)
HZL26V	160	50	362	250	20	10+2.32N	18
HZL52BV	160	50	578	466	20	9+2.32N	18
HL95BV	252	92	685	519	30	11+2.7N	42

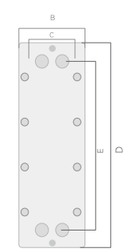

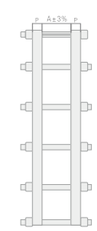

GASKETED PLATE HEAT EXCHANGER

PLATE:

- Stainless Steel (SUS304,316L, etc.)
- Titanium （ Ti,ti–pd ）
- SMO254
- Nickel(Ni)
- HASTELLOY alloy(C276,C22)

GASKET:

- NBR、HNBR
- EPDM、HEPDM
- FPMO 、Viton
- FPMS
- CR



● CONNECTION MODE

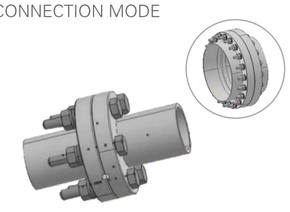

Flange connection

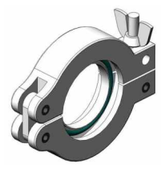

Clamp connection

External thread connection

Model	A(mm)	B(mm)	C(mm)	D(mm)	E(mm)	Height from the bottom center to the ground (mm)	MAX.LC (mm)	Connection (mm)	Max flow rate (m3/h)	Design pressure (Mpa)	Max.number of plates
YS8	N(2.3+X)	200	70	750	656	51.5	500	28	18	1.0/1.6	95
YS7	N(2.3+X)	300	126	660	394	160	500	60	36	1.0/1.6	200
YS14	N(2.3+X)	300	126	960	694	160	1200	60	36	1.0/1.6	200
YS19	N(2.3+X)	382	192	995	701	165	1200	66	36	1.0/1.6	250
YP26	N(3+X)	312	135	815	592	138	1200	70	36	1.0/1.6	200
L100B	N(2+X)	480	225	1888	1338	262	3000	100	140	1.0	400

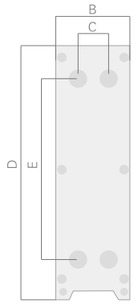

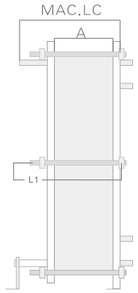

Model	A(mm)	B(mm)	C(mm)	D(mm)	E(mm)	Height from the bottom center to the ground (mm)	MAX.LC (mm)	Connection (mm)	Max flow rate (m3/h)	Design pressure (Mpa)	Max.number of plates
S60H	N(4+X)	400	203	704	380	188	1200	65	50	1.6	147
S200H	N(4+X)	800	363	1405	698	360	3000	200	600	1.6	400



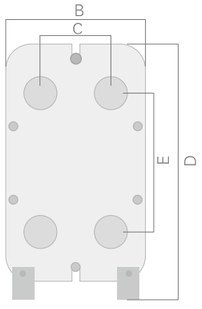

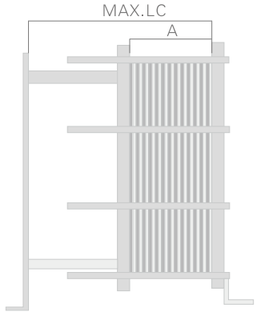

Model	A(mm)	B(mm)	C(mm)	D(mm)	E(mm)	Height from the bottom center to the ground (mm)	MAX.LC (mm)	Connection (mm)	Max flow rate (m3/h)	Design pressure (Mpa)	Max.number of plates
BS30B	N(2.5+X)	180	60	480	357	62	500	32	18	1.0	95
BS60B	N(2.0+X)	310	140	850	640	120	1200	50	36	1.0	250
BS60H	N(3.0+X)	310	140	850	640	120	1200	50	36	1.0	203
BS100B	N(2.55+X)	446	225	990	719	150	1600	100	140	1.0	278
BS100H	N(3.95+X)	446	225	990	719	150	1600	100	140	1.0	180
BS150B	N(2.5+X)	612	298	1815	1294	275	3000	150	360	1.0	600
BS150H	N(3.95+X)	612	298	1815	1294	275	3000	150	360	1.0	600
BS200H	N(4+X)	783	353	2150	1478	280	3000	200	600	1.0	480
BS250B	N(2.5+X)	920	439	2895	1939	435	3000	250	750	1.0	500
BS350B	N(3.3+X)	1154	596	2882	1842	470	4800	350	997	1.0	700



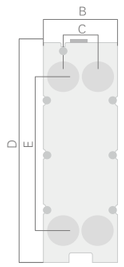

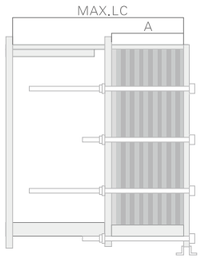

Model	A(mm)	B(mm)	C(mm)	D(mm)	E(mm)	Height from the bottom center to the ground (mm)	MAX.LC (mm)	Connection (mm)	Max flow rate (m3/h)	Design pressure (Mpa)	Max.number of plates
i60B	N(1.95+X)	296	140	827.5	640	102.5	1200	50	36	1.0	250
i60H	N(3.0+X)	296	140	827.5	640	102.5	1200	50	36	1.0	210
i100B	N(2.5+X)	420	223	957	719	128	1600	100	140	1.0	280
i100H	N(3.95+X)	420	223	957	719	128	1600	100	140	1.0	200
i150B	N(2.5+X)	575	298	1640	1294	163.3	1500	150	360	1.0	260
i150H	N(3.95+X)	575	298	1640	1294	163.3	1500	150	360	1.0	180



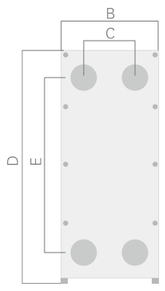

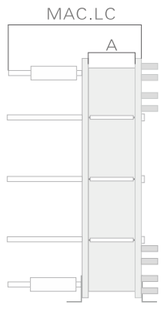

Model	A(mm)	B(mm)	C(mm)	D(mm)	E(mm)	Height from the bottom center to the ground (mm)	MAX.LC (mm)	Connection (mm)	Max flow rate (m3/h)	Design pressure (Mpa)	Max.number of plates
B30B	N(2.5+X)	180	60	480	357	62	500	32	18	1.0	95
B60B	N(2.0+X)	320	140	920	640	140	1200	50	36	1.6	250
B60H	N(3.0+X)	320	140	920	640	140	1200	50	36	1.6	203
B100B	N(2.55+X)	470	225	1069	719	183	1600	100	140	1.0/1.6/2.5	278
B100H	N(3.95+X)	470	225	1069	719	200	1600	100	140	1.0/1.6/2.5	180
B150B	N(2.5+X)	610	298	1815	1294	275	3000	150	360	1.0/1.6/2.5	600
B150H	N(3.95+X)	610	298	1815	1294	275	3000	150	360	1.0/1.6/2.5	600
B200H	N(4+X)	780	353	2260	1478	380	3000	200	600	1.0/1.6	480
B250B	N(2.5+X)	920	439	2895	1939	435	3000	250	750	1.0/1.6/2.5	500
B350B	N(3.3+X)	1150	596	2882	1842	470	4800	350	997	1.0/1.6	700

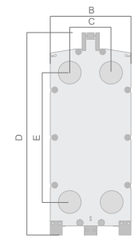

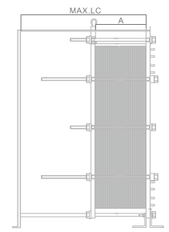

Model	A(mm)	B(mm)	C(mm)	D(mm)	E(mm)	Height from the bottom center to the ground (mm)	MAX.LC (mm)	Connection (mm)	Max flow rate (m3/h)	Design pressure (Mpa)	Max.number of plates
K60B	N(2.0+X)	320	140	920	689	115	1200	50	36	1.6	250
K60H	N(3.0+X)	320	140	920	689	115	1200	50	36	1.6	203
K100B	N(2.55+X)	470	225	1051	763	160	1600	100	140	1.0/1.6/2.5	278
K100H	N(3.95+X)	470	225	1051	763	160	1600	100	140	1.0/1.6/2.5	180
K130H	N(3.95+X)	610	298	1591.4	1095.4	241	3000	150	360	1.0/1.6	600
K150B	N(2.5+X)	610	298	1790	1294	250	3000	150	360	1.0/1.6/2.5	600
K150H	N(3.95+X)	610	298	1790	1294	250	3000	150	360	1.0/1.6/2.5	600

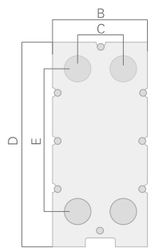

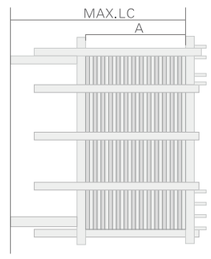

SERVICE AND SUPPORT

Our production is strictly according to the relevant standards and technical specifications, quality tracking for overall process, with monitoring to ensure that each product quality to meet the requirements.

Our global after–sales service net work cover Asia, Europe, the Middle East and the south America, North America so more than 100 regions and countries, and even our maintenance service for Marine industry have up to 21 spots worldwidely.

No matter where you are, just a phone call or an E–mail we will be the fastest speed for you to provide quality and comprehensive services.