

# Prestige®

*The* COLLECTION

**FLEETWOOD**

PAINTMAKERS *of* IRELAND



Wall, Ceiling & Cornicing: **Atelier White 10**  
Prestige Air-Purifying Scrubbable Matt  
Woodwork: **Atelier White 10**  
Prestige Multi-Surface Satinwood

---

# CREATED BY DESIGNERS

We are perfectionists. That's why it took four years and hundreds of versions of the formulation for us to create Prestige by Fleetwood. It is, quite simply, our finest paint. Combining the very best resins, exceptional pigments and advanced technology, it applies beautifully and provides a rich, durable finish.

The Prestige paints came about from extensive discussions with interior designers. They wanted a true representation of their ideas on the wall and that required an exceptional paint. One that goes on like a dream and covers perfectly while providing a sumptuous, enduring finish that's perfect for the rough and tumble of everyday life.

The result is Prestige by Fleetwood.

We love working with creative people. It's why collaborations are integral to the Prestige colour collection. Our partnerships with internationally renowned designers, Arlene McIntyre and Róisín Lafferty have resulted in a curated range of considered colours to transform your home. Together, they have crafted 30 colours for this collection.

We also offer a core range of contemporary and traditional muted colours and, if you're looking for a bespoke shade, the Prestige base can be used to create one of your own.

Whatever colour you choose, you can do so in the knowledge Prestige by Fleetwood has been handcrafted in Ireland with the greatest of care.

---

# CLEAN AIR FOR YOUR HOME

## **Prestige Air-Purifying Scrubbable Matt**

Experience a paint that not only beautifies your space but also works hard to protect it.

Designed with families in mind, the innovative Prestige Air-Purifying Scrubbable Matt paint actively cleans the air by breaking down harmful chemicals, ensuring a safer environment for your loved ones long after it dries. Its ultra-durable and scrubbable finish stands up to the

wear and tear of everyday life, making it perfect for busy households. With an exceptional 2% dead-flat matt finish, the colour depth is unmatched, adding a unique and sophisticated look to any room.



Wall: **Chalking Deep 063**  
Prestige Air-Purifying Scrubbable Matt  
Woodwork: **Chalking 061**  
Prestige Multi-Surface Satinwood



## EVERY COLOUR, EVERY SURFACE

### **Prestige Multi-Surface Matt**

This unique formula allows you to transform an entire room—walls, ceilings, doors, and panelling—into a seamless masterpiece of colour. This tough and durable formula ensures a long-lasting finish that can handle the demands of a busy household while maintaining its stunning beauty. The perfect solution for creative homeowners who value both practicality and elegance.



---

# RÓISÍN LAFFERTY

## X

# PRESTIGE

Rooted in the vibrant heart of Dublin since 2010, Róisín Lafferty has emerged as a beacon of creativity and craftsmanship in interior architecture. With an unwavering focus on precision and a signature flair for story telling through space, the studio crafts environments that transcend the ordinary —places where form and function meet wonder and imagination.

At the helm is Róisín Lafferty, the visionary Founder and Creative Director whose design language

redefines what's possible. Her talent lies in translating the unimaginable into intimate, tactile realities, rendering each space as a living piece of art. Guided by her daring spirit, the studio creates immersive, otherworldly environments that leave lasting impressions.

Every client is unique, and so, too, is the canvas of their space. Together, the team captures personality, cultivates beauty, and elevates experience, crafting designs that resonate deeply and endure. This is more than design it's storytelling.





Wall, Door, Ceiling, Plaster Work:  
Seafoam 106 • Prestige Multi-Surface Matt

---

# RÓISÍN'S COLOUR STORY


At Róisín Lafferty, we believe in the transformative power of paint to shape how a space feels. The Róisín Lafferty Paint Collection is designed to evoke emotion, creating moods and atmospheres that bring life and personality into your home.

Every shade in the collection is inspired by global adventures and the beauty of natural materials, blending harmoniously to offer a palette that is both versatile and distinctive. Whether you seek calm, energy, or a bold statement, our colours are crafted to resonate on an emotional level,

transforming your space into a true reflection of you.

Through thoughtful craftsmanship and creative experimentation, our paints combine elegance and authenticity, making it effortless to create environments that feel grounded, connected, and inspiring. The Róisín Lafferty Paint Collection is more than just colour—it's a journey to redefine how spaces make you feel.





Wall and Door: **Necchi 093**   
Prestige Multi-Surface Matt




Wall: **Greene Street 28**   
Prestige Air-Purifying Scrubbable Mat  
Ceiling: **Invisible White 08**   
Prestige Air-Purifying Scrubbable Mat




Wall: **Zallal 65**   
Prestige Air-Purifying Scrubbable Matt



**Clarity 01**  
LRV 91




**White Feather 07**  
LRV 80




**Studio White 13**  
LRV 83




**Coco Pale 19**  
LRV 74




**Molton White 25**  
LRV 68




**Ventura White 02**  
LRV 93




**Invisible White 08**  
LRV 82




**Filly 14**  
LRV 73




**Coco Light 20**  
LRV 75



**Island 26**  
LRV 67



**Origami White 03**  
LRV 91



**Falling Slowly 09**  
LRV 82




**Ceppo 15**  
LRV 70




**Coco Mid 21**  
LRV 67




**Shelter White 27**  
LRV 61



**Broken Shaker 04**  
LRV 71



**Atelier White 10**  
LRV 81




**Sisal 16**  
LRV 68




**Coco 22**  
LRV 66




**Greene Street 28**  
LRV 62



**Beach 05**  
LRV 66




**Foxglove 11**  
LRV 75



**First Edition 17**  
LRV 62




**Coco Deep 23**  
LRV 61



**Dahana 29**  
LRV 35



**Gris Mouette 06**  
LRV 49




**Hoban White 12**  
LRV 75



**Equine 18**  
LRV 59



**Coco Dark 24**  
LRV 37




**Saddle 30**  
LRV 11





















## Neutral Colours

### White, Beige, Grey & Black

Colours are not always warm or cool: sometimes they strike a balance, creating a perfect harmony of both. Neutrals can take on the meaning of the colours they're paired with or they can stand on their own. Either way, these transitional shades are enduringly popular, thanks to their timeless appeal and versatility.

 Indicates colour from Róisín Lafferty Collection

 Indicates colour from Arlene McIntyre Collection

**Hepburn Pale 31**  
LRV 72**Invisible Grey 37** **R**  
LRV 63**Kensington Grey Pale 43**  
LRV 82**Letterpress 49**  
LRV 65**Tempest 55** **R**  
LRV 72**Hepburn Light 32**  
LRV 65**Orbital 38** **R**  
LRV 33**Kensington Grey Light 44**  
LRV 71**South William 50**  
LRV 45**Betsy Light 56**  
LRV 42**Hepburn Mid 33**  
LRV 66**Vincenzo 39** **R**  
LRV 29**Kensington Grey Mid 45**  
LRV 76**The Quiet Light 51**  
LRV 37**Dahlia 57** **A**  
LRV 46**Hepburn 34**  
LRV 43**Lady Harper 40** **R**  
LRV 23**Kensington Grey 46**  
LRV 66**Blaze 52** **A**  
LRV 12**Dedar 58** **R**  
LRV 22**Za'atar 35** **R**  
LRV 27**Mercer Grey 41**  
LRV 08**Kensington Grey Deep 47**  
LRV 63**Rivington Rain 53**  
LRV 10**Lover's Walk 59** **R**  
LRV 16**Cinnamon 36** **A**  
LRV 9**Mr. Huxley 42** **R**  
LRV 15**Kensington Grey Dark 48**  
LRV 41**Fitzwilliam Square 54** **R**  
LRV 07**Hidden Notebook 60**  
LRV 13

## Warm Colours

### The LRV (Light Reflectance Value)

indicates the amount of light a colour reflects. Black absorbs all light and heat and has an LRV of 0. White has an LRV of 100 as it reflects all light and therefore effects the energy efficiency of your home. All colours fit in between.

### Red & Yellow

It's all in the name. Warm shades of red, orange and yellow are associated with the literal warmth that the sun and fire radiate. These vivid shades are closely tied to energy, joy and positivity, to create a space where the emotion feels uplifting and welcoming.



**Chalking 61**  
LRV 68



**Margot 67**  
LRV 65



**Winter Solstice 73**  
LRV 63




**Green-ish 79**  
LRV 73



**Monet 85**  
LRV 62



**Chalking Mid 62**  
LRV 60



**Lilted White 68**  
LRV 67



**Smithereens 74**  
LRV 53



**Moonlit Morn 80**  
LRV 60



**Monet Deep 86**  
LRV 49



**Chalking Deep 63**  
LRV 51



**Lerici 69**  
LRV 42



**The Angel's Share 75**  
LRV 40



**Boot Room 81**  
LRV 51



**Monet Dark 87**  
LRV 35



**Star Anise 64**  
LRV 27



**Boujee 70**  
LRV 41



**Cabriolet 76**  
LRV 32




**Rustic 82**  
LRV 52



**Venice 88**  
LRV 28



**Zallal 65**  
LRV 11



**Mulled Wine 71**  
LRV 12



**Side Car 77**  
LRV 17




**Beau 83**  
LRV 38



**Burnt Sage 89**  
LRV 13




**Mustang 66**  
LRV 14



**Moves Like Jagger 72**  
LRV 08



**Jacobean 78**  
LRV 07



**Olive 84**  
LRV 15



**Bofin Fern 90**  
LRV 09

## Cool Colours

### Green, Blue & Purple

What comes to mind when we think of cool colours? Whether it's a serene lake or a clear sky, cooler hues are often associated with feelings of calmness, relaxation, and tranquility. They're a softer option that can make a space feel larger thanks to the way they make colour look like it's receding.



**Valrath 91**  
LRV 51




**Stucco 97**  
LRV 52



**Deauville 103**  
LRV 50




**Vartry 109**  
LRV 46



**Marble Light 115**  
LRV 70



**Hibernia 92**  
LRV 35




**Oyster 98**  
LRV 45



**Lagoon 104**  
LRV 40



**Emperor 110**  
LRV 42



**Marble Mid 116**  
LRV 62



**Necchi 93**  
LRV 19



**Maven 99**  
LRV 18



**Seafoam 105**  
LRV 22



**Malin 111**  
LRV 40



**Marble 117**  
LRV 53



**Water Lilies 94**  
LRV 12



**Sylvia Beach 100**  
LRV 13



**School House 106**  
LRV 17




**Agat 112**  
LRV 10




**Snug 118**  
LRV 24



**Electric Pickle 95**  
LRV 10




**St. Swithin 101**  
LRV 26



**Blue Rowen 107**  
LRV 20




**Cobalt 113**  
LRV 10




**Canter 119**  
LRV 18



**Curragh 96**  
LRV 09




**Wynwood 102**  
LRV 10



**Ando 108**  
LRV 05



**Bastion 114**  
LRV 05



**Emsworth 120**  
LRV 08



**2%** AIR-PURIFYING  
**DEAD FLAT** SCRUBBABLE  
**MATT** MATT



**Gris Mouette 06**  
LRV 49

**4%** MULTI-SURFACE  
**MATT** MATT




**Gris Mouette 06**  
LRV 49

**25%** MULTI-SURFACE  
**SATIN** SATINWOOD



**Gris Mouette 06**  
LRV 49



Walls: **Sisal 16**   
Prestige Air-Purifying Scrubbable Matt

---

# ARLENE McINTYRE

## X

# PRESTIGE

Arlene McIntyre Design is a bespoke interior design and interior architecture studio based in Dublin, Ireland, with projects spanning Ireland, the UK, Portugal and beyond.

Working in the private residential, commercial and hospitality sectors, alongside homeowners, agents and developers, Arlene works collaboratively with architects, contractors, artisans, and clients to guide projects from design concept to completion.

With over 25 years' experience of residential and commercial interior projects, Award-Winning Interior Designer Arlene is also recognised in Ireland and the UK as the creative force behind Ventura Interiors.

Arlene McIntyre Design allows for this wealth of experience to be channelled into bespoke, turn-key projects, with an emphasis on design concept, creativity and project delivery, upon which is layered exquisite aesthetics and originality.

To find out more about Arlene McIntyre Design, or for inspiration for a potential 360 full scale turnkey renovation you might be thinking of, check out [www.arlenemcintyre.com](http://www.arlenemcintyre.com)

 Arlene McIntyre  
Collection





---

# ARLENE'S COLOUR STORY

At Arlene McIntyre Design, our focus is to craft surroundings that feel both contemporary and classic—places where elegance meets modern simplicity. The Arlene McIntyre Paint Collection is a reflection of Arlene's ability to create stunning rooms with timeless versatility. Each hue is a carefully considered mix of tradition and modernity subtle enough to last a lifetime, but bold enough to make an impact in today's design world.

The launch of Arlene's collection is a celebration of not just colour but of her vision for how interior design can inspire a deeper connection to the spaces we inhabit. It is about creating harmony, evoking emotions, and designing spaces where people can feel truly at home.



Her colour collection will shape their own stories, transforming ordinary spaces into everlasting, elegant homes. Arlene's design ethos is simply to be considered and intentional, this philosophy is what drives her to carefully select every detail, from furniture to paint colours, to create interiors that are not only stunning but meaningful.



Walls: **Sisal 16** ◆ Prestige Multi-Surface Matt  
Skirting: **White Feather 07** ◆ In Prestige Multi-Surface Satinwood





Wall: **Lagoon 104**   
Prestige Multi-Surface Matt  
Ceiling: **Ventura White 02**   
Prestige Air-Purifying Sorubbable Matt

# A LITTLE BIT...

## Clarity 01

Clarity is a soft, clean white inspired by the gentle texture of freshly spun cotton. This versatile white complements a wide range of colours and styles, making it an ideal choice for bright, airy interiors or as a definite contrast to richer tones.

## Ventura White 02 <sup>△</sup>

A pure, crisp white without any added pigments, delivering a clean and contemporary feel.

## Origami White 03

A warm, timeless white symbolising hope and tranquility, ideal for creating serene and harmonious spaces.

## Broken Shaker 04

A soft off-white with a linen undertone, offering a warm twist on classic white for balanced, inviting spaces.

## Beach 05 <sup>△</sup>

A soothing neutral that balances crisp freshness with inviting warmth, creating a serene and versatile backdrop for any space. Its effortless elegance makes it a perfect choice for tranquil, sun-kissed interiors.

## Gris Mouette 06 <sup>△</sup>

A refined neutral with a contemporary edge, adding depth and spaciousness to any home. Its understated elegance enhances modern and classic spaces alike, creating a sophisticated yet inviting atmosphere.

## White Feather 07 <sup>△</sup>

Soft and delicate, this near-pure white exudes effortless elegance. Crisp yet gentle, it brightens spaces with a fresh, airy finish—could this be the perfect white?

## Invisible White 08 <sup>R</sup>

The barely there white with a delicate hint of grey is perfect for spaces that crave a sense of openness and ethereal lightness offering a subtle, airy atmosphere.

## Falling Slowly 09

A soft, milky white that evokes the airy lightness of gentle rain, bringing tranquility and openness to any space.

## Atelier White 10

A refined, soft white with understated elegance, ideal for enhancing natural light in creative spaces.

## Foxglove 11 <sup>△</sup>

A warm, airy neutral that brings a sense of serenity and restfulness. Its subtle elegance makes it an ideal backdrop for creating a tranquil, welcoming home.

## Hoban White 12

Hoban White is a crisp, clean white with a subtle softness that adds light and freshness to any space. Its versatile nature makes it ideal for creating bright, airy interiors, pairing effortlessly with both bold accents and neutral tones for a timeless finish.

## Studio White 13

Studio White is a clean, fresh white that serves as the perfect blank canvas. Ideal for south-facing rooms with abundant natural light, it creates a crisp contrast against a wide range of colours, adding brightness and versatility to any space.

## Filly 14 <sup>△</sup>

A perfectly balanced neutral with just the right depth for ceilings and walls. Warm yet understated, it creates a cozy and harmonious atmosphere in any room.

## Ceppo 15 <sup>R</sup>

Ceppo di Gré, a stone adorning the facades of Milan inspiring our interiors & material palette, features a warm grey tone with intricate fragments, embodying harmony between nature and craftsmanship.

## Sisal 16 <sup>△</sup>

Inspired by the natural fibers it's named after, this warm neutral brings an organic, grounded feel to interiors. Its versatility makes it effortlessly stylish in both contemporary and classic spaces.

## First Edition 17

First Edition is a soft, warm neutral with a timeless appeal. Its understated elegance creates a calm and inviting atmosphere, making it the perfect backdrop for both modern and traditional interiors.

## Equine 18 <sup>△</sup>

A mid-tone neutral that blends warmth and color seamlessly. Adaptable to both traditional and modern palettes, it offers timeless sophistication with a natural, welcoming presence.

## Coco Pale 19

Coco Pale is the lightest in a range of six versatile Coco shades, from pale to dark. With soft, warm undertones, it creates a calm and elegant backdrop, pairing beautifully with deeper tones for a harmonious look.

## Coco Light 20

A soft, warm neutral perfect for adding elegance and warmth, ideal for layering with other shades in the Coco range.

## Coco Mid 21

Coco Mid is a balanced, mid-tone neutral in the Coco range, offering a perfect blend of warmth and depth. Its versatile shade brings a grounded elegance to any space, working beautifully as a stand-alone colour or paired with lighter and darker tones from the Coco collection for a cohesive, layered look.

## Coco 22

Coco is a rich, warm neutral that anchors the Coco range, offering depth and timeless sophistication. Its versatile tone adds a sense of coziness and refinement, making it perfect for creating inviting interiors.

## Coco Deep 23

Coco Deep is a bold and sophisticated neutral in the Coco range, offering rich depth and warmth. Perfect for creating dramatic and cozy interiors, it pairs beautifully with lighter tones from the Coco collection for contrast or with darker shades for a luxurious, layered effect.

## Coco Dark 24

The deepest shade in the Coco collection, this rich and elegant tone brings a sense of drama and sophistication to any space. Ideal for making a bold statement, it pairs seamlessly with the lighter tones in the range for a striking, layered contrast or works beautifully on its own for a moody, luxurious finish.

## Molton White 25

A soft, warm white with gentle undertones, offering a versatile and sophisticated backdrop for any interior.

## Island 26 <sup>△</sup>

This warm neutral exudes calming elegance, striking the perfect balance between crisp modernity and inviting warmth. Its versatility enhances both bright and softly lit spaces beautifully.

## Shelter White 27

A serene white with subtle grey tones.

## Greene Street 28 <sup>R</sup>

A stroll along New York's Greene Street captures the signature earthy cream and hued cast-iron facades that radiate SoHo's creative warmth, seamlessly merging historic urban elegance with natural charm.

## Dahana 29 <sup>R</sup>

A recent visit to Saudi Arabia's Dahana desert revealed an endless sea of golden sand dunes, framed in russet and ochre.

## Saddle 30 <sup>△</sup>

A rich, luxurious shade that evokes the timeless appeal of worn leather. Deep, warm, and sophisticated, it adds a touch of classic elegance and depth to any setting.

## Hepburn Pale 31

Hepburn Pale, the lightest shade in the elegant Hepburn palette, is a soft and warm greige. Its delicate tone is perfect for crafting serene and tranquil spaces in bedrooms, bathrooms, and living areas.

## Hepburn Light 32

A mid-tone greige that balances warmth and depth, creating inviting, timeless interiors.

## Hepburn Mid 33

A refined greige with green undertones that maintains depth and character in any lighting.

## Hepburn 34

A warm stony grey that blends brown and grey for natural sophistication, ideal for adding depth and warmth.

## Za'atar 35 <sup>R</sup>

Za'atar is inspired by the name of one of our designer's cat's eyes meaning thyme in English, blending earthy herbs and spices, these green hues evoke the enchanting colours we are drawn to in nature.

## Cinnamon 36 <sup>△</sup>

A deep, earthy brown with rich red undertones, shifting from nearly black in low light to a warm, inviting brown in brighter spaces. Bold yet comforting, it brings depth and character to interiors and exteriors alike.

## Invisible Grey 37 <sup>R</sup>

A timeless classic mid grey with the perfect balance between warmth and coolness, capturing the calm sophistication of grey while adding a hint of depth and complexity from its subtle blue base.

## Orbital 38 <sup>R</sup>

Orbital refers to our steel sanding method we use to smooth and refine the surface creating a unique pattern from silvery gleams to rich tones..

## Vincenzo 39 <sup>R</sup>

This colour epitomises one of our favourite designer's Vincenzo De Cotti's, reflecting his work which is sophisticated, rich in depth and timeless.

## Lady Harper 40 <sup>R</sup>

Lady Harper, Mr. Huxley's younger sister, is full of youthful energy, with slightly lighter grey fur yet just as warm and enveloping.

# ABOUT OUR COLOURS

## **Mercer Grey 41**

Mercer Grey, inspired by the cast iron detailing of the Mercer Hotel in New York, is a deep, soft black with rich grey undertones

## **Mr. Huxley 42 R**

Mr Huxley, our valued team member who is an Italian Greyhound, his rich, velvet grey fur emanates warm & grey depth hues.

## **Kensington Grey Pale 43**

Kensington Grey Pale, the lightest shade in the Kensington colour palette, is a soft and delicate off-white with subtle grey undertones.

## **Kensington Grey Light 44**

Kensington Grey Light is a soft, contemporary grey with cool undertones, offering a fresh and refined aesthetic.

## **Kensington Grey Mid 45**

A balanced mid-grey with calming blue undertones, Kensington Grey Mid evokes a tranquil and composed atmosphere.

## **Kensington Grey 46**

A cool mid-grey with subtle blue undertones, perfect for creating calm, elegant interiors.

## **Kensington Grey Deep 47**

A bold, dark grey with cool undertones that adds drama and sophistication to feature walls and interiors.

## **Kensington Grey Dark 48**

The darkest shade in the Kensington colour palette is a sophisticated deep grey with a balanced warmth, offering a refined and contemporary feel.

## **Letterpress 49**

Letterpress is a soft, modern grey with subtle cool undertones, offering a sleek and versatile backdrop for any interior.

## **South Willam 50**

A deep, sophisticated grey that captures the timeless charm of classic Georgian architecture.

## **The Quiet Light 51**

A serene grey capturing dawn's soft glow, pairing beautifully with natural materials and bringing quiet elegance to any space.

## **Blaze 52 △**

A dramatic sky-grey with chameleon-like depth, shifting between grey, blue, and green depending on the light. This charismatic shade adds intrigue and sophistication to any space.

## **Rivington Rain 53**

Rivington Rain is a deep, stormy grey inspired by the dramatic New York skies on a winter's day, evoking the atmosphere of a walk down Rivington Street under an umbrella.

## **Fitzwilliam Square 54 R**

Fitzwilliam Square inspired by the iconic green front door of Roisin Lafferty's new headquarters. This rich, elegant hue embodies the studio's creative spirit and design brilliance, harmoniously intertwining contemporary innovation with timeless charm.

## **Tempest 55 R**

Tempest is neither too warm nor too cool, offering a soft, grounded pink that evokes the quiet before a storm.

## **Betsy Light 56**

Betsy 1920 Light is a soft and versatile pink inspired by the delicate Art Deco femininity of Miami's pastel palette.

## **Dahlia 57 △**

A delicate, powdery pink that radiates understated elegance. Soft and refined, it creates a serene, sophisticated atmosphere with a timeless charm.

## **Dedar 58 R**

Dedar is a warm mid-brown inspired by our favourite Italian textile company, embodying craftsmanship and timeless beauty.

## **Lover's Walk 59 R**

Inspired by one of our renowned residential projects celebrated for its enchanting blend of vibrant red hues and romantic charm weaving throughout.

## **Hidden Notebook 60**

Hidden Notebook is a deep, rich plummy red, exuding a sense of depth and intrigue. Perfect for spaces meant to feel both bold and intimate.

## **Chalking 61**

Chalking is a light warm neutral shade with a delicate pink undertone. It evokes a sense of calm and tranquility, offering a versatile and soothing backdrop for any interior.

## **Chalking Mid 62**

Chalking Mid is a mid-intensity variation of Chalking, presenting a warm neutral shade with a subtle pink undertone. Ideal for rooms seeking balance and serenity, Chalking Mid enhances the overall ambience of a space with its soft and welcoming presence

## **Chalking Deep 63**

Chalking Deep is a deep interpretation of the pink based Chalking colour family. This neutral is perfect for creating a grounding presence in both traditional and contemporary interiors.

## **Star Anise 64 △**

A bold mushroom taupe with warm orange undertones, infusing any space with depth and passion. Rich yet refined, it makes a confident and inviting statement.

## **Zallal 65 R**

Drawing inspiration from a recent visit to Saudi Arabia, "Zallal" is inspired by the warm, earthy tones of the clay used in the region's characterful facades in this distinctive hue.

## **Mustang 66 R**

A bold, timeless brown/ grey inspired by a type of leather fabric we use frequently which harnesses cracked, natural matte appearance.

## **Margot 67 △**

A fresh, joyful blush that brings warmth and lightness to any room. Its soft, youthful charm creates an effortlessly inviting ambience.

## **Lilting White 68**

A delicate pastel lilting mauve that brings warmth, charm, and a romantic touch to any interior.

## **Lerici 69 R**

A soft, evocative dusty pink inspired by the charming Italian town of Lerici, capturing sun-drenched seaside streets and Mediterranean hues.

## **Boujee 70**

Boujee is a sophisticated pinkish taupe that radiates elegance and depth. With its subtle blend of soft pinks and sultry greys, it creates a uniquely romantic feel.

## **Mulled Wine 71 △**

A deep, velvety brown with a subtle plum undertone, adding warmth, depth, and a touch of elegance to interiors.

## **Moves Like Jagger 72 R**

The vibrant red undertones radiate the warmth and energy of a celebration in full swing, a sense of togetherness, pulsing with life.

## **Winter Solstice 73**

Winter Solstice is a soft, sandy neutral with a perfect balance of warmth and coolness. Versatile and elegant, it pairs beautifully with crisp whites or deeper tones, creating a calm and refined atmosphere ideal for any space. **Smithereens 74** Smithereens is a strong mustard, bursting with warmth and character.. Perfect for making a statement, it pairs beautifully with deep blues, soft greys, or crisp whites for a striking and balanced look.

## **The Angel's Share 75**

The Angel's Share is a rich golden ochre that exudes warmth and timeless charm. Perfect for creating cozy, inviting spaces, it pairs beautifully with crisp whites for contrast or deeper tones for a bold, sophisticated look.

## **Cabriole 76 △**

A golden yellow reminiscent of morning sunlight, infused with subtle earthy undertones. Bright yet grounded, it brings warmth and timeless appeal.

## **Side Car 77**

Side Car is a luxurious jewel-toned shade inspired by the classic Side Car cocktail. Its rich, historic quality brings depth and sophistication to any space, creating a striking visual impact. Pair it with pastel hues for a playful and vibrant feel, or combine it with rich greys for a more elegant and refined look.

## **Jacobean 78 R**

Jacobean is a stain we refer to for wood staining. It is the perfect tone of brown, characterized by its richness with the perfect balance and slight of orange and yellow to it.

## **Green-ish 79**

Soft and creamy, this green-grey creates a calm and inviting presence, making it perfect for both modern and traditional interiors. Pair it with crisp whites for a fresh, clean look or warmer neutrals for a cosy and harmonious atmosphere.

## **Moonlit Morn 80**

Moonlit Morn is a timeless green-grey with soft, earthy undertones, evoking the calm of a serene landscape under moonlight. This versatile shade brings a calm comfort to any space, balancing warmth and coolness perfectly.

**Boot Room** 81

Boot Room is a soft, earthy green with warm undertones that brings a grounded, organic feel to interiors, making it perfect for creating cozy, welcoming spaces. Pair Boot Room with neutral tones or deep accents to enhance its timeless, rustic charm.

**Rustic** 82 <sup>△</sup>

A muddy neutral with a timeless, heritage charm. Perfect for historic homes or modern kitchens, it exudes warmth and character.

**Beau** 83 <sup>△</sup>

A refined blend of brown and grey undertones, making it a versatile neutral that complements both classic and contemporary interiors beautifully.

**Olive** 84 <sup>△</sup>

A deep, contemplative green that balances focus and nature, bringing an organic richness to any space.

**Monet** 85

Monet, part of the Monet colour trio, is a soft greenish grey that creates a tranquil and balanced atmosphere. Its versatile tone complements a variety of styles, from contemporary to traditional.

**Monet Deep** 86

Monet Deep, the mid-tone in the Monet range, is a warm green grey that offers a perfect balance of boldness and refinement, creating a dramatic yet inviting atmosphere.

**Monet Dark** 87

Monet Dark is a deep, warm grey with a touch of green, offering a rich and inviting presence in any room. Its sophisticated tone adds a sense of depth and character, making it ideal for creating a cosy, atmospheric setting.

**Venice** 88 <sup>Ⓡ</sup>

Venice, inspired by its building's shutters, takes the form of a rich deep green, embodies charm and timelessness with its vibrant hue that contrasts beautifully against sun-kissed buildings.

**Burnt Sage** 89

Burnt Sage is a unique, soft green with a subtle grey undertone. This delicate hue brings a calm, earthy vibe to any room, making it perfect for creating a soothing atmosphere.

**Bofin Fern** 90

Bofin Fern is a soft, inviting green inspired by the natural beauty of Inishbofin. This fresh hue evokes the essence of the outdoors, bringing a sense of tranquility and renewal to any space. Its

subtle tone pairs beautifully with dusty grey-greens, creating a harmonious and serene atmosphere that works perfectly in both relaxed and refined interiors.

**Valrath** 91

Valrath is a fresh, mid green with a subtle yellow undertone, inspired by the precision of our paint mixing machine in Virginia, Co. Cavan. This uplifting shade brings a sense of warmth and renewal, making it perfect for adding light and energy to any space.

**Hibernia** 92

This muted chartreuse exudes a natural vibrancy with a soft, understated elegance. Named Hibernia, it brings warmth and charm to any interior, perfectly balancing sophistication with a touch of liveliness.

**Necchi** 93 <sup>Ⓡ</sup>

Villa Necchi Campiglio in Milan showcases modernist architecture with a striking interplay of green hues, from its gardens to façade portals and natural stones, creating an artistic dialogue between design and the surrounding environment.

**Water Lilies** 94 <sup>Ⓡ</sup>

Inspired by a natural stone, featuring soft greens and blues, this colour takes centre stage in The Estate's Master Ensuite, creating a backdrop of tranquillity and calm.

**Electric Pickle** 95

This misty green, with its rich whiskey base, carries a deep earthy tone that connects the indoors and outdoors seamlessly. Inspired by the vibrant Miami club of the same name, surrounded by lush foliage, it exudes a true sense of nature.

**Curragh** 96 <sup>△</sup>

An earthy, natural green inspired by damp grass underfoot. Rich and grounding, it evokes the untamed beauty of the outdoors.

**Stucco** 97 <sup>Ⓡ</sup>

This weathered green hue draws inspiration from the earthy, textured appearance of traditional plaster, reflecting the aged patina of centuries-old, stucco buildings.

**Oyster** 98 <sup>Ⓡ</sup>

Oyster is based on a natural stone we use throughout many projects. Classic and delicate with a subtle veining capturing light and shade, with tones of white and a hint of pale green.

**Maven** 99 <sup>△</sup>

A deep, earthy teal with striking versatility equally at home in a cozy living space or making a bold statement on a front door.

**Sylvia Beach** 100

A deep vibrant blue inspired by the sea, creating a bold focal point in modern and traditional interiors.

**St. Swithin** 101

St. Swithin is a calming dusty blue-green that adds a tranquil atmosphere to any room. Its subtle blue tones create a striking contrast with whites, making it versatile for a range of interior styles.

**Wynwood** 102

Inspired by Miami's Wynwood Walls, this versatile navy-grey hue creates a cozy, cocooning atmosphere. Perfect for walls and ceilings, it adds warmth and invites relaxation, making it ideal for living rooms and bedrooms.

**Deauville** 103 <sup>△</sup>

A soft, atmospheric blue that captures the fleeting beauty of early morning light, bringing serenity and timeless appeal to interiors.

**Lagoon** 104 <sup>△</sup>

A warm, inviting blue that blends relaxed charm with quiet sophistication, making it effortlessly easy to live with.

**Seafoam** 105 <sup>Ⓡ</sup>

Conjuring a light, soft green-blue, this colour captures the delicate beauty of nature's ocean, with the waves' lightness contrasting the deep, mysterious power beneath

**School House** 106 <sup>Ⓡ</sup>

In our School House project, a deep mid-century blue adds warmth and elegance, creating a calming backdrop that defines the space with bold, timeless character

**Blue Rowen** 107 <sup>△</sup>

A soft, warm blue that strikes the perfect balance between calming and creative, ideal for tranquil yet inspired spaces.

**Ando** 108 <sup>Ⓡ</sup>

Tadao Ando's artistry unfolds in shades of grey, where concrete becomes a canvas for tranquillity, where simplicity becomes an art form.

**Vartry** 109 <sup>Ⓡ</sup>

The Vartry Reservoir, located in the Garden of Ireland and close to Roisin's heart, captures the tranquil muted blue waters, reflecting the serene Irish countryside.

**Emperor** 110 <sup>△</sup>

A beautifully muted dusty blue that brings light and peace into your home, offering a sense of quiet elegance.

**Malin** 111 <sup>Ⓡ</sup>

A soft, pale yet distinct blue embodies South Gulch's lively energy in our Malin co-working project, defining spaces used to create key zones that complements the surrounding urban lifestyle

**Agat** 112 <sup>△</sup>

A rich, velvety blue that channels coastal charm, perfect for adding depth and serenity to any space.

**Cobalt** 113 <sup>Ⓡ</sup>

At the heart of our Cobalt Townhouse project lies a bold, energetic blue cube, radiating vibrancy and defining surrounding spaces.

**Bastion** 114 <sup>△</sup>

A bold, vintage-inspired blue that exudes timeless elegance, adding depth and classic sophistication to any home.

**Marble Light** 115

Marble Light is part of a refined trio of sophisticated neutrals, presenting a soft, light grey with gentle earthy undertones. Perfect for creating serene and light-filled spaces.

**Marble Mid** 116

Part of the Marble family, Marble Mid is a versatile mid-grey with earthy undertones. Its balanced tone adds warmth and depth, pairing beautifully with lighter or darker shades for an elegant and inviting look.

**Marble** 117

With its rich purple base, the deepest colour in the Marble family Marble brings depth and sophistication to any space. It pairs beautifully with lighter shades for subtle contrast or deeper hues for a bold, dramatic look.

**Snug** 118

Snug is a rich mauve with warm purple undertones, bringing depth and sophistication to any space. Its velvety tone creates a cozy and cocooning atmosphere, making it ideal for intimate areas like bedrooms or sitting rooms.

**Canter** 119 <sup>△</sup>

A deep grey-pink with refined warmth, making it the perfect choice for an elegant and inviting entranceway.

**Emsworth** 120 <sup>△</sup>

A stunning, distinguished purple that creates an intimate, luxurious feel—equally striking in historic homes and modern spaces.

# THE COMPANY STORY

The story of Fleetwood is as much about people as it is about paint and brushes. It's about Andrew Doyle, who founded the company. It's about his sons, Conor and Brian, who shaped and grew the business, and his grandson, Alex, who, alongside a wonderful team, runs the company today.



**Basil Glennon, Tom Kelly and Mick Byrne.**  
Fleetwood Sales team in the 1960's

Together, with generations of other families that have worked at Fleetwood, they built Ireland's largest homegrown paint and brush company. It was 75 years ago that we made our first brush and 45 years ago that we created our first can of paint.

It was – and still is – paint made in Ireland for Ireland. Based in a dedicated factory in the heart of the Lakelands of County Cavan, we are custodians of the Fleetwood name and the beautiful landscape we call home. We take both roles very seriously.



**The first Fleetwood logo in the 1950's.**

We believe it's important to innovate and create the very best quality paint while also treading lightly in our surroundings. It is this spirit of craftsmanship and bond of family that make Fleetwood what it is today.

When you buy a can of Fleetwood paint, you can be sure it comes direct from our family to yours.



**Fleetwood Paints factory in the fields of Virginia, Co. Cavan**

# Prestige<sup>®</sup>

FINE PAINT

## Air-Purifying Scrubbable Matt

A dead flat matt finish with exceptional durability. Revolutionary air-purifying technology improves indoor air quality by removing harmful toxins, VOCs, & over half of the formaldehyde present in the air in your room.

**Sheen:** 2%

**Sizes:** 1 / 2.5 / 5 / 10Ltrs

## Multi-Surface Matt

Ultra-durable matt finish. Paint an entire room in a single colour. Perfect for high-traffic areas, kids' rooms, kitchens, & moisture-prone bathrooms.

**Sheen:** 4%

**Sizes:** 1 / 2.5 / 5 / 10Ltrs

## Multi-Surface Satinwood

Designer-inspired mid-sheen finish that provides long-lasting toughness. dries to a hard finish that resists cracking & chipping.

**Sheen:** 25%

**Sizes:** 1 / 2.5Ltrs



## FLEETWOOD

PAINTMAKERS of IRELAND

Manufactured in Ireland by Fleetwood Paints Ltd.

Virginia, Co. Cavan, A82N267, Ireland.

+353 49 85 47209 [fleetwood.ie](http://fleetwood.ie) [info@fleetwood.ie](mailto:info@fleetwood.ie)

Follow for Infinite Inspiration



Want to learn more? Visit us online at [fleetwood.ie/prestige](http://fleetwood.ie/prestige) to hear the company story, view our colour collections and order tester pots.