



Opening doors
for 75 years



OPENING DOORS FOR 75 YEARS

Dear collaborator,

We are pleased to present our **2024 General Catalogue** at a very important time for us.

This year we celebrate **our 75th anniversary as leaders in the video door entry and residential communication industry**; an achievement that would not have been possible without the continued support and trust you have shown us year after year.

From our humble beginnings to becoming a global brand, our journey has been marked by constant innovation, a dedicated team and a firm commitment to quality and excellence. Each of our products is the result of decades of experience, cutting-edge research, and a strong desire to overcome technological boundaries.

75 years ago, identifying the people who called and talking to them before opening the door was revolutionary, and now, being able to do so from our mobile phone, whether we are in the garden, on holiday or at work, is both necessary and innovative.

Connectivity links us with the rest of the world, with what really matters and offers us the security and comfort we all seek for ourselves and our homes.

CONNECTIVITY FOR ALL is our strong commitment to reinvent the way we communicate with our home. Today, hundreds of thousands of people around the world use our technology to forward calls from our video intercoms to their mobile phones, and 88% say it is a much more useful service than they thought.

One more year, we stay committed to our fundamental purpose: **connecting people and homes with the world.**

This catalogue is not only a product showcase, but also a testimony of our legacy and our vision for the future. As you explore these pages, you will discover not only cutting-edge products but also the passion and dedication of our entire team who have worked hard to make your projects a reality.

On behalf of the entire FERMAX team, we thank you for being part of our journey. The past, present and future come together in this celebration of our 75th anniversary. **We look forward to opening doors with you for many years to come** as your top choice for video door entry and communication solutions.

Sincerely,

Jeremy Palacio
Chairman and CEO



If you choose Fermax, you choose safety

A brand close to its customers

SPANISH BRAND

Founded in **1949** in Valencia, our purpose is to **connect people and homes with the world** and our mission is to be leaders in connected video door entry systems.



SPECIALIST MANUFACTURER

The entire **production process** is carried out in our factories in Valencia, which allows us to **guarantee supply in all circumstances.**



SUSTAINABLE COMPANY

Environmental protection, integration in the workplace, **equality and social action** are the fundamental pillars of our corporate social responsibility policy.



Rely on a leading manufacturer

Reference brand in the industry in more than 70 countries



SAFE HOME

Our **video door entry systems** have become an essential element in guaranteeing the **safety of homes and people.**



PRODUCT AND SPARE PARTS AVAILABILITY

Stock available both at our headquarters in Valencia and at our main international distributors and also our subsidiaries.



FROM VALENCIA TO THE REST OF THE WORLD

With sales and technical teams in France, United Kingdom, Poland, Belgium, Singapore, China, Portugal, United Arab Emirates, Turkey and Colombia.

+ 70 COUNTRIES

Large network of international distributors.



United Arab Emirates. DIFC Tunnel



Argentina. Dome Green Soho



Portugal. Fábrica 1921



Singapore. D'Leedon



Denmark. The Silo



Colombia. Terrakota



United Arab Emirates. The Links



Vietnam. Master Thao Dien



Turkey. Esta Beyouglu



Russia. Welton Towers



India. Amanora Gateway Towers

FERMAX around the world



United Kingdom. Priory House



Spain. Saler Homes



Belgium. Nautilus



Poland. Art Deco Wola Apartments



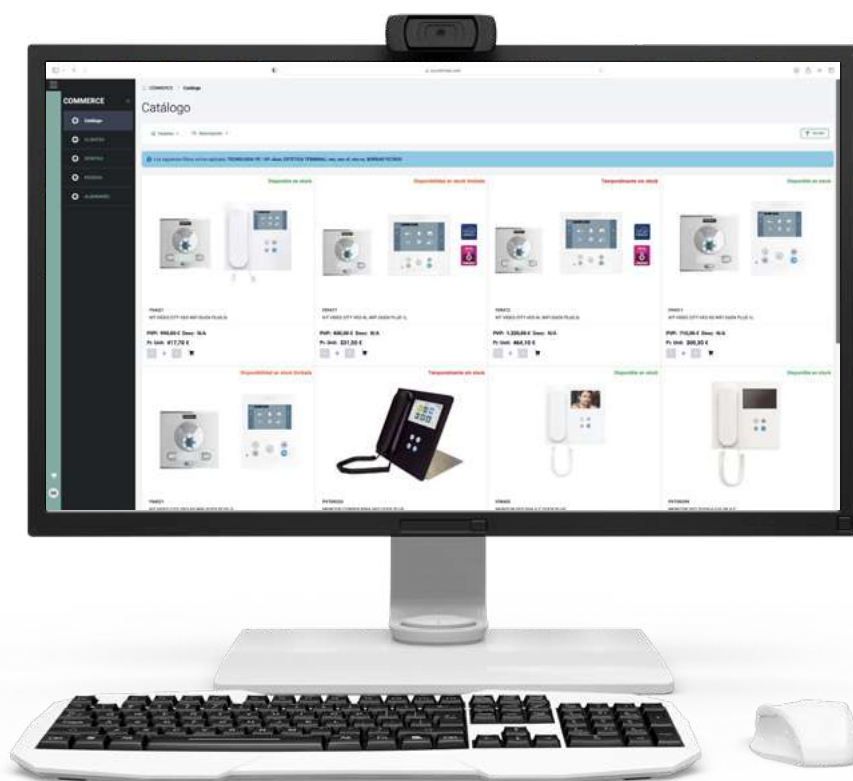
France. Tour Horizon Le Havre

These are some examples of our reference projects around the world where FERMAX products have been installed to welcome millions of people.

NEW
PLATFORM



The easiest way to **place your orders**



Our new online store where you can place your orders conveniently and quickly anytime, anywhere.

With IZZY you can enjoy a simpler and more personalised shopping experience!



izzy.fermax.com



Extensive catalogue

View product photos, information, availability as well as your purchase prices.



In real time

Check the status of your purchases and returns.



Available at any time

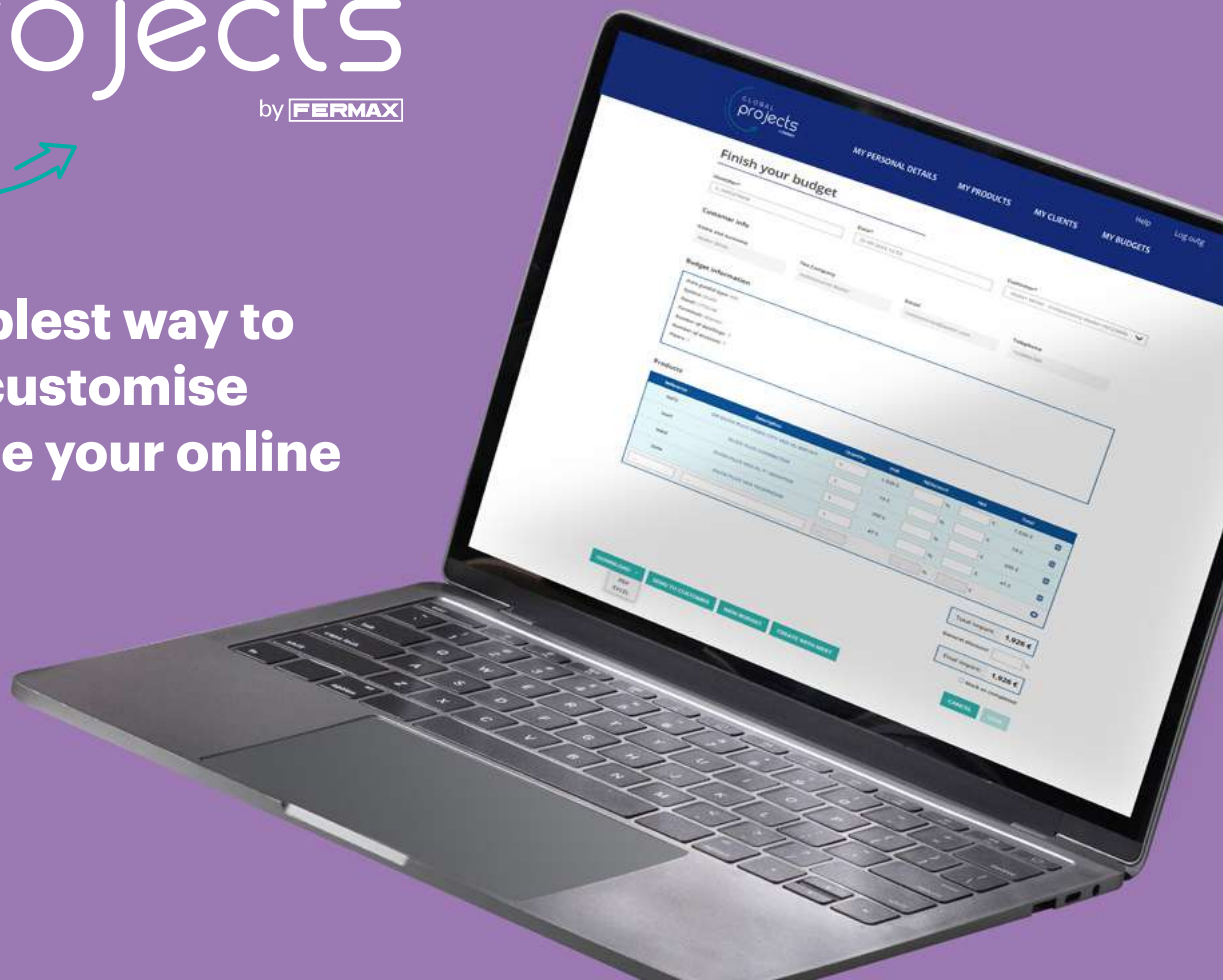
Place your order when you need it, even outside office hours or at weekends.

NEW
VERSION

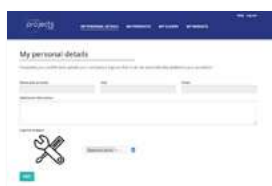
GLOBAL projects

by **FERMAX**

The simplest way to
create, customise
and share your online
quotes!



Your own workspace!



Customise your quotes
with your company logo
and details.



Register your customers and
add your own products to the
quotation.



Download the quote in the format
of your choice and email it to your
customers.

Consult the **history of completed
projects**.

A self-guided tool
with all the **FERMAX**
technology

Global Projects is no longer limited to our DUOX PLUS technology. It also offers the possibility to quote projects with the MEET IP system, thus expanding the professional's capacity to manage different projects.

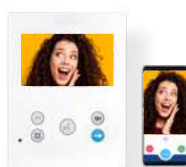
index



14
VIDEO KITS



28
AUDIO KITS



35
DUOX PLUS
The only fully digital
system in 2 wires



67

IP

The IP system

- MEET
- SIP



103

ACCESS CONTROL



87

4+N AUDIO


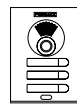
117

REFERENCE INDEX



95

DOOR LOCK RELEASE



125

SPARE PARTS



kits

Solutions for individual
residences, businesses and
small buildings

VIDEO KITS

AUDIO KITS

BUILDING KITS

Video kits

RESIDENCES AND BUSINESSES

SELECTION OF VIDEO KITS FOR RESIDENCES AND BUSINESSES.
All these FERMAX video kits are Plug and Play (kits don't require programming).

















NEW

The DUOX PLUS WIFI kits are now compatible with **GOOGLE HOME, ALEXA** and **SIRI**.



2 WIRES (DUOX PLUS)							
	DUOX PLUS VEO WiFi KIT	DUOX PLUS VEO-XS WiFi KIT	DUOX PLUS VEO-XL WiFi KIT	DUOX PLUS MARINE VEO-XS WiFi KIT	DUOX PLUS MARINE BLACK VEO-XS WiFi KIT	DUOX PLUS ONE-TO-ONE VEO WiFi KIT	DUOX PLUS MARINE ONE-TO-ONE VEO-XS WiFi KIT
OUTDOOR PANEL	 cityline	 cityline	 cityline	 Marine	 Marine	 cityline	 Marine
MONITOR	 VEO	 VEO XS	 VEO XL	 VEO XS	 VEO XS	 VEO	 VEO XS
REFERENCES No. APARTMENTS	94411 (1/W) 94421 (2/W)	94511 (1/W) 94521 (2/W)	9471 (1/W) 9472 (2/W)	50731 (1/W)	50831 (1/W)	49081 (1/W)	50781 (1/W)
CALL DIVERT TO SMARTPHONE	Yes	Yes	Yes	Yes	Yes	Yes	Yes
TECHNOLOGY	2 wires	2 wires	2 wires	2 wires	2 wires	2 wires	2 wires
PANEL MOUNTING	Flush mounted	Flush mounted	Flush mounted	Flush mounted	Flush mounted	Flush mounted	Flush mounted
INTEGRATED ACCESS CONTROL	No	No	No	No	No	No	No
ADDITIONAL PANELS	9	9	9	9	9	9	9
MONITOR SCREEN	4,3"	4,3"	7"	4,3"	4,3"	4,3"	4,3"
CONVERSATION MODE	With handset	Hands-free	Hands-free	Hands-free	Hands-free	With handset	Hands-free
CAPTURE OF IMAGES	Yes	Yes	Yes	Yes	Yes	Yes	Yes
INTERCOM.	No	No	No	No	No	No	No
COMP. VIDEO SURVEILLANCE	Yes	Yes	Yes	Yes	Yes	Yes	Yes
ADDITIONAL MONITORS*	2	2	2	2	2	2	2
COMPATIBLE WITH SMART SPEAKERS	Yes	Yes	Yes	Yes	Yes	Yes	Yes

The widest range of connected kits on the market!

2 WIRES (DUOX PLUS)			2 WIRES (WAY-FI PLUS)	2 WIRES (WAY)	VDS	MEET	
DUOX PLUS MEMOVISION VEO WIFI KIT	DUOX PLUS MEMOVISION VEO-XS WIFI KIT	DUOX PLUS MEMOVISION VEO-XL WIFI KIT	NEW WAY-FI PLUS KIT	WAY KIT	VEO WIBOX VDS KIT	NEW MEET NEO KIT	NEW MEET WIT KITS
 cityline	 cityline	 cityline	 Way-Fi+	 Way	 cityline	 MILO	 MILO
 VEO	 VEO XS	 VEO XL	 Way-Fi+	 Way	 VEO	 neo	 wit
49071 (1/W)	49121 (1/W)	49171 (1/W)	1571 (1/W)	1401 (1/W) 1402 (2/W)	94111 (1/W)	1508 (1/W)	1506 (1/W White) 1507 (1/W Black)
Yes	Yes	Yes	Yes	No	Yes	Yes	Yes
2 wires	2 wires	2 wires	2 wires	2 wires	5 wires	IP	IP
Flush mounted	Flush mounted	Flush mounted	Surface	Surface	Flush mounted	Flush mounted	Flush mounted
Yes (keypad)	Yes (keypad)	Yes (keypad)	No	No	No	No	No
9	9	9	1	3	0	7	7
4,3"	4,3"	7"	7"	7"	4,3"	7"	10"
With handset	Hands-free	Hands-free	Hands-free	Hands-free	With handset	Hands-free	Hands-free
Yes	Yes	Yes	Yes	Yes	Yes, from the App	Yes	Yes
No	No	No	Yes	Yes	No	Yes	Yes
Yes	Yes	Yes	Yes	No	Yes	No	No
2	2	2	5	1	0	7*	7*
Yes	Yes	Yes	Yes	No	No	No	No

* For every 4 devices connected to the installation, an additional switch ref.1586 is required.

It takes 2 to connect



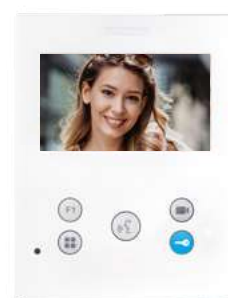

DUOX PLUS WiFi VIDEO KITS include the **DUOX PLUS WiFi** monitors with integrated WiFi connectivity. Now it's possible to divert a call from your video door entry system to your smartphone or tablet.

You just need to download the **free BLUE app** to feel at home.

NEW

By connecting to **Alexa and Google Home**, you can receive call notifications from the video intercom on a smart speaker or display.

You can also use your voice to open the door, either with **smart speakers or displays or with Siri** from your iOS device (iPhone, iPad or Apple Watch).



MONITOR FEATURES

- Call divert to mobile.
- Automatic image capture upon receiving a call.
- Ringtone selection and call volume adjustment.
- "Do not disturb" mode.
- Auto-on.
- Additional function F1 (to activate second door, staircase light, etc.).
- Additional function F2 (to activate second door, staircase light, etc.).
- Aerial cameras visualisation.



FREE APP



With the DUOX PLUS WiFi monitors, the **call divert to mobile phones comes as standard.**

It allows to **establish communication with the outdoor panels and open the door.**

It allows to **see who is calling** before answering **and open a second auxiliary door.**

Automatic image capture of the caller and their **register in the call log.**

Up to **8 smartphones/tablets in the same apartment** can receive the call **simultaneously.**

It is as simple as downloading the **BLUE by FERMAX** app from Google Play or the Apple Store.

STANDARD SOLUTION



94411 1/W DUOX PLUS VEO WiFi KIT

- 40708 1/W colour DUOX PLUS CITY panel. S1: 130x128.
- 8948 Flush box S1: 115x114x45.
- 9446 4,3" DUOX PLUS VEO WiFi monitor.
- 9447 DUOX PLUS Connector.
- 4825 Power supply unit+filter DIN10 24Vdc-2.5A.
- 4802 Power supply DIN4 230Vac/12Vac/1A.

94421 2/W DUOX PLUS VEO WiFi KIT

Same as kit ref.94411 but 2/W video panel (ref.40008), 2 VEO WiFi monitors (ref.9446) and their connectors (ref. 9447). Includes 1 line adaptor (ref.3255).



94511 1/W DUOX PLUS VEO-XS WiFi KIT

- 40708 1/W colour DUOX PLUS CITY panel. S1: 130x128.
- 8948 Flush box S1: 115x114x45.
- 9449 4,3" DUOX PLUS VEO-XS WiFi monitor.
- 9447 DUOX PLUS Connector.
- 4825 Power supply unit+filter DIN10 24Vdc-2.5A.
- 4802 Power supply DIN4 230Vac/12Vac/1A.

94521 2/W DUOX PLUS VEO-XS WiFi KIT

Same as kit ref.94511 but 2/W video panel (ref.40008), 2 VEO-XS WiFi monitors (ref.9449) and their connectors (ref. 9447). Includes 1 line adaptor (ref.3255).



9471 1/W DUOX PLUS VEO-XL WiFi KIT

- 40708 1/W colour DUOX PLUS CITY panel. S1: 130x128.
- 8948 Flush box S1: 115x114x45.
- 9469 7" DUOX PLUS VEO-XL WiFi monitor.
- 9447 DUOX PLUS Connector.
- 4825 Power supply unit+filter DIN10 24Vdc-2.5A.
- 4802 Power supply DIN4 230Vac/12Vac/1A.

9472 2/W DUOX PLUS VEO-XL WiFi KIT

Same as kit ref.9471 but 2/W video panel (ref.40008), 2 VEO-XL WiFi monitors (ref.9469) and their connectors (ref.9447). Includes 1 line adaptor (ref.3255).

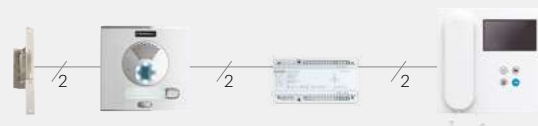
EXTENSIONS

Indoor: the kit allows a maximum of 3 terminals, the included one and 2 additional ones. Depending on the type of cable and distances, an additional power supply (ref.4825), line adaptor ref.3255 and/or regenerators might be required.

Outdoor: it is possible to extend the installation by adding more outdoor panels (up to 10). Depending on the type of cable and topology, it may be required an additional power supply (ref.4825), line adaptors ref.3255 and/or regenerators might be required.

It is possible to add an IP/DUOX PLUS CAMERA INTERFACE.
(See pag.60)

INSTALLATION DIAGRAM



DISTANCES Check the technical manual of the kit.

DOOR LOCK

It is recommended to power the electric lock release independently, whenever possible. It is also essential for AC electric strikes, for which the power supply ref. 4802 is included in the kit. If you wish to install a 12Vdc electric lock release without an additional power supply, we recommend the low consumption Fermax model ref. 29588.

WITH VANDAL-PROOF STAINLESS STEEL PANEL



50731 1/W DUOX PLUS MARINE VEO-XS WiFi KIT

- 44338 MARINE panel DUOX PLUS ST1: 150x180.
- 4641 Flush box ST1: 130x160x55.
- 9449 4,3" DUOX PLUS VEO-XS WiFi monitor.
- 9447 DUOX PLUS Connector.
- 4825 Power supply unit+filter DIN10 24Vdc-2.5A.
- 4802 Power supply DIN4 230Vac/12Vac/1A.



50831 1/W DUOX PLUS MARINE BLACK VEO-XS WiFi KIT

- 44438 MARINE BLACK panel DUOX PLUS ST1: 150x180.
- 4641 Flush box ST1: 130x160x55.
- 9449 4,3" DUOX PLUS VEO-XS WiFi monitor.
- 9447 DUOX PLUS Connector.
- 4825 Power supply unit+filter DIN10 24Vdc-2.5A.
- 4802 Power supply DIN4 230Vac/12Vac/1A.

ACCESSIBILITY FOR ALL



49081 1/W DUOX PLUS ONE-TO-ONE VEO WiFi KIT

- 73891 1/W DUOX PLUS One-To-One CITY panel with induction loop. Panel S4: 130x199.
- 8949 Flush box S4: 115x185x45.
- 9456 4,3" DUOX PLUS VEO WiFi monitor w/induction loop.
- 9447 DUOX PLUS Connector.
- 4825 Power supply unit+filter DIN10 24Vdc-2.5A.
- 4802 Power supply DIN4 230Vac/12Vac/1A.



50781 1/W DUOX PLUS MARINE ONE-TO-ONE VEO-XS WiFi KIT

- 55361 1/W DUOX PLUS One-To-One MARINE panel with induction loop. ST2: 150x240.
- 4642 Flush box ST2: 130x220x55.
- 9459 4,3" colour DUOX PLUS VEO-XS monitor w/induction loop.
- 9447 DUOX PLUS Connector.
- 4825 Power supply unit+filter DIN10 24Vdc-2.5A.
- 4802 Power supply DIN4 230Vac/12Vac/1A.

WITH ACCESS VIA KEYPAD CODE



49071 1/W DUOX PLUS MEMOVISION VEO WiFi KIT

- 73881 1/W DUOX PLUS MEMOVISION panel. S5:130x246.
- 8855 Flush box S5: 115x233x45.
- 9446 4,3" DUOX PLUS VEO WiFi monitor.
- 9447 DUOX PLUS Connector.
- 4825 Power supply unit+filter DIN10 24Vdc-2.5A.
- 4802 Power supply DIN4 230Vac/12Vac/1A.



49121 1/W DUOX PLUS MEMOVISION VEO-XS WiFi KIT

- 73881 1/W DUOX PLUS MEMOVISION panel. S5:130x246.
- 8855 Flush box S5: 115x233x45.
- 9449 4,3" colour DUOX PLUS VEO-XS monitor.
- 9447 DUOX PLUS Connector.
- 4825 Power supply unit+filter DIN10 24Vdc-2.5A.
- 4802 Power supply DIN4 230Vac/12Vac/1A.



49171 1/W DUOX PLUS MEMOVISION VEO-XL WiFi KIT

- 73881 1/W DUOX PLUS MEMOVISION panel. S5:130x246.
- 8855 Flush box S5: 115x233x45.
- 9469 7" colour DUOX PLUS VEO-XL WiFi monitor.
- 9447 DUOX PLUS Connector.
- 4825 Power supply unit+filter DIN10 24Vdc-2.5A.
- 4802 Power supply DIN4 230Vac/12Vac/1A.

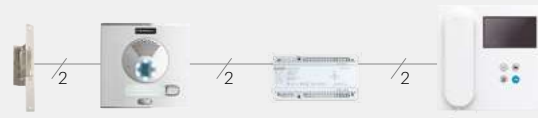
EXTENSIONS

Indoor: the kit allows a maximum of 3 terminals, the included one and 2 additional ones. Depending on the type of cable and distances, an additional power supply (ref.4825), line adaptor ref.3255 and/or regenerators might be required.

Outdoor: it is possible to extend the installation by adding more outdoor panels (up to 10). Depending on the type of cable and topology, it may be required an additional power supply (ref.4825), line adaptors ref.3255 and/or regenerators might be required.

It is possible to add an IP/DUOX PLUS CAMERA INTERFACE.
(See pag.60)

INSTALLATION DIAGRAM



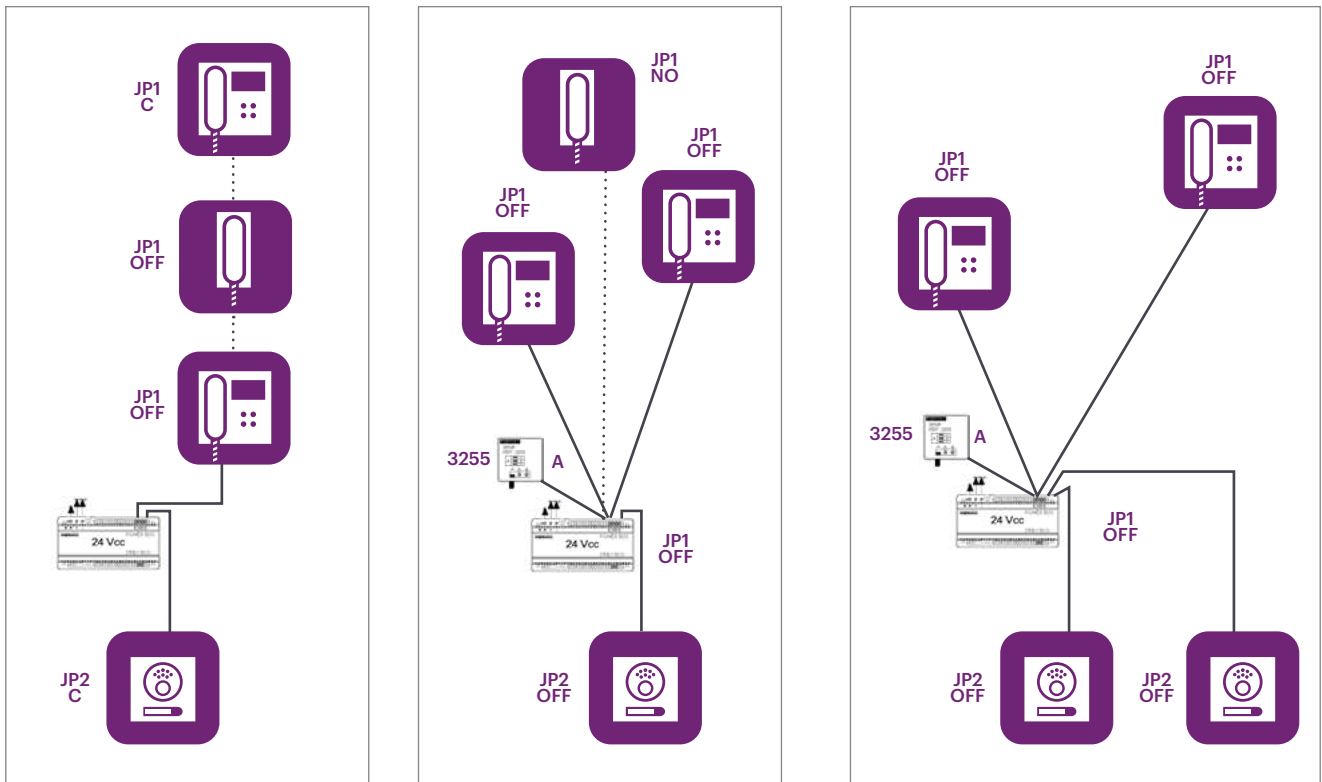
DISTANCES Check the technical manual of the kit.

DOOR LOCK

It is recommended to power the electric lock release independently, whenever possible. It is also essential for AC electric strikes, for which the power supply ref. 4802 is included in the kit. If you wish to install a 12Vdc electric lock release without an additional power supply, we recommend the low consumption Fermax model ref. 29588.

VIDEO KIT DIAGRAM

Kits extensions



INDOOR: The kit allows a maximum of 3 terminals (the included one and 2 additional ones). Depending on the type of cable and distances, an additional power supply (ref. 4825), line adaptor ref. 3255 and/or regenerators might be required.

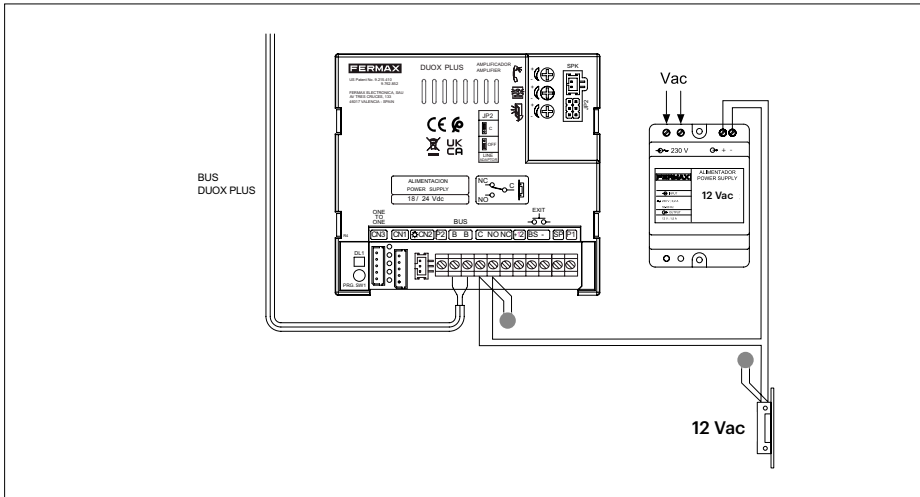
OUTDOOR: It is possible to extend the installation by adding more outdoor panels (up to 10). Depending on the type of cable and topology, it may be required an additional power supply (ref. 4825), line adaptors ref. 3255 and/or regenerators might be required.

Possibility of adding an IP CAMERA/DUOX PLUS INTERFACE.

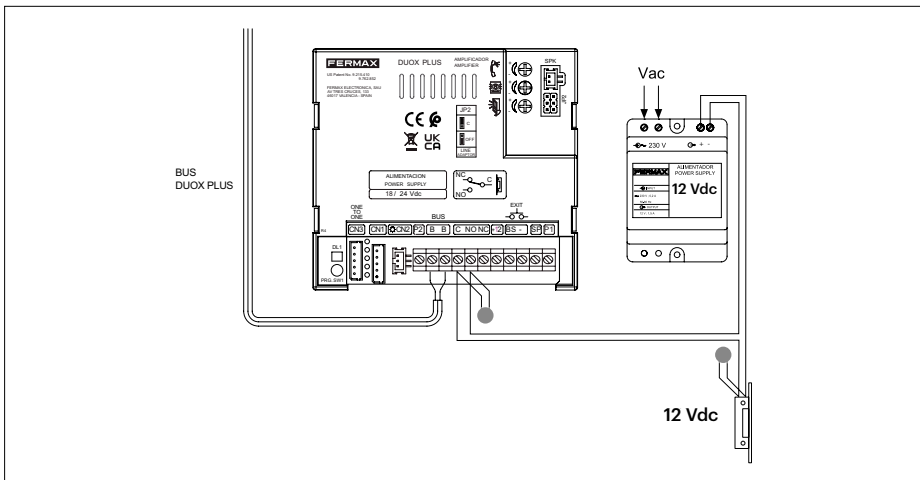
VIDEO KIT DIAGRAM

IMPORTANT: Remember to install the supplied protective varistors in the amplifier and in the lock release. Failure to do so may result in damage to the amplifier due to current spikes during opening.

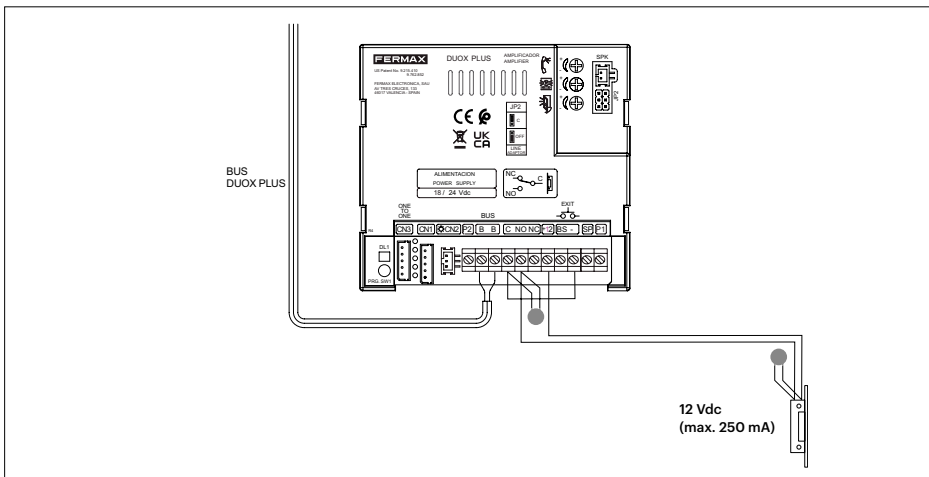
AC ELECTRIC LOCK RELEASE CONNECTION



DC ELECTRIC LOCK RELEASE CONNECTION



DC ELECTRIC LOCK RELEASE CONNECTION (Consumption < 250 mA) Lock release ref. 29588 is recommended.



For more information about DUOX PLUS, see the technical books available at:
<https://fermax.com/intl-en/documents>



The magic of the new in the video intercom you know




WAY-FI PLUS KIT

+ features, + distances, + quality

- New video camera **with high-quality image.**
- Compatible with smart **speakers and displays: ALEXA and GOOGLE HOME**, to receive call notifications on the smart speaker or display and be able to use voice commands to open the door.
- Easy pairing process via QR Code.
- Door opening from the smartphone (via optional security code), without the need for auto-on.
- Capture and viewing of photos/videos from the monitor or smartphone.
- Integration with Fermax IP cameras (visualisation from the monitor and smartphone. Motion detection alarms).



- Activation of the additional F1 function from the monitor or APP.
- Call from APP to home (with listening mode option).
- Unlimited number of users in the APP.
- Management of several WAY-FI PLUS kits (unlimited number of installations) from the same smartphone.
- Compatible with iOS version 10 or higher and ANDROID version 6 or higher.
- Intercommunication between monitors in the same house.
- Door opening via QR codes.



1571 1/W 7" WAY-FI PLUS KIT

- 1573 1/W WAY-FI PLUS video panel with hood. Panel dimensions with hood: 164x94x39mm.
- 1572 7" WAY-FI touch screen monitor with WiFi. Dimensions: 222x154mm.
- 1570 WAY-FI power supply.



EXTENSION

- INDOOR: 5 additional monitors (6 in total)
- OUTDOOR: 1 additional panel (total 2)
- CAMERAS: Up to 4 WiFi IP cameras in total per installation.

MONITOR AND PANEL

- 1572 7" WAY-FI PLUS MONITOR
- 1573 1/W WAY-FI PLUS PANEL WITH HOOD

ADDITIONAL CAMERAS

- Up to 4 WiFi IP CAMERAS can be connected to the monitor.
- 9986 IP AUXILIARY CAMERA WITH WIFI

DOOR LOCK

Standard 12Vdc low consumption electric lock release ref. 29588 300N-412-S MAX with adjustable latch and short armouring type S needed. Compatible long armature ref. 2975 TYPE-G. In case of using other electric lock release, it will be necessary to use an additional power supply.

INSTALLATION DIAGRAM



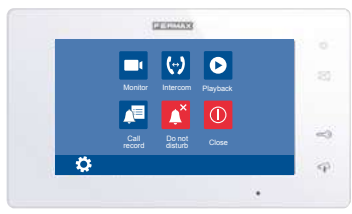
DISTANCE TABLE

Recommended cable	Panel - Power supply	Power supply - last monitor
2x0,75mm2	110m	110m
2x1mm2 Parallel cable (REF.5925)	150m	150m
CAT5 (using only two wires)	35m	35m

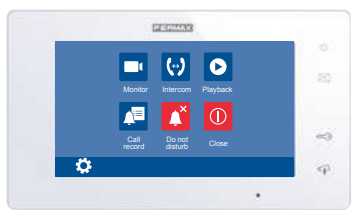
Affordable for every type of home



WAY KITS



- 1401 1/W 7" WAY KIT**
- 1416 1/W colour WAY video kit panel with hood. Panel dimensions with hood: 95x155x39.
 - 1412 7" colour WAY monitor. Dimensions: 225x131mm.
 - 1410 WAY power supply.



x2

- 1402 2/W 7" WAY KIT**
- 1417 2/W colour WAY video kit panel with hood. Panel dimensions with hood: 95x155x39.
 - 1412 7" colour WAY monitor 1 (for 1st home). Dimensions: 225x131mm.
 - 1413 7" colour WAY monitor 2 (for 2nd home). Dimensions: 225x131mm.
 - 1410 WAY power supply.

EXTENSIONS

INDOOR: 1 monitor without additional power supply.
 OUTDOOR: Up to 3 additional panels using the WAY panel switcher.

WAY MONITORS AND PANLES

- 1412 7" COLOUR WAY MONITOR 1 (for 1st home)
- 1413 7" COLOUR WAY MONITOR 2 (for 2nd home)
- 1416 1/W COLOUR WAY VIDEO KIT PANEL WITH HOOD
- 1417 2/W COLOUR WAY VIDEO KIT PANEL WITH HOOD
- 1419 WAY SWITCHER/DISTRIBUTOR

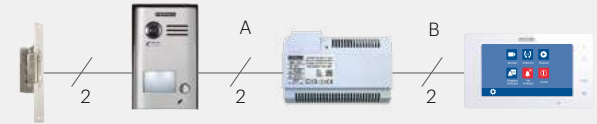
It allows to extend the total amount of outdoor panels in a WAY installation, adding up to 3 additional panels (total up to 4 outdoor panels per installation).

ADDITIONAL FUNCTIONS



- 1418 WAY RELAY MODULE
 It allows to open a second door from the monitor. Not compatible with WAY-FI PLUS kit.

INSTALLATION DIAGRAM



DISTANCES TABLE

Recommended cable	Section	A: Max. dist. panel-power supply	B: Max. distance pow.sup.-monitor
Twisted pair	2x1mm ²	80m	80m
	2x0,5mm ²	60m	60m

DOOR LOCK

Standard 12Vdc low consumption electric lock release ref. 29588 300N-412-S MAX with adjustable latch and short armouring type S needed. Compatible long armature ref. 2975 TYPE-G. In case of using other electric lock release, it will be necessary to use an additional power supply.

Connectivity with VDS technology



VEO WI-BOX VDS KIT



FEATURES FROM THE APP

- Call reception. Conversation.
- Door release (direct and during call).
- Auto-on. Panel or camera switching.
- Automatic image capture (10 last calls).
- Video and image capture.
- Concierge calls.
- Activate additional functions: light activation, second door opening, etc.
- Call history.
- Management of various homes.



If you want us to tell you
about it in a video, scan
this code



9411 1/W VDS VEO WI-BOX KIT

- 48505 1/W colour VDS CITY panel and flush box (ref.8948).
Panel S1: 130x128 / Flush box S1: 115x114x45.
- 9401 Colour 4,3" VDS VEO monitor.
- 9402 VDS VEO monitor connector.
- 4810 Power supply. 18Vdc/1,5A-12Vac/1,5A. DIN10.
- 3266 WiFi VDS WI-BOX call divert.

EXTENSIONS

This kit does not allow any extensions
neither indoors nor outdoors.

DOOR LOCK

It is recommended to power the electric lock release independently, whenever possible.
It is also essential for AC electric strikes, for which the power supply ref. 4810 is included
in the kit. If you wish to install a 12Vdc electric lock release without an additional power
supply, we recommend the low consumption Fermax model ref. 29588.

Dimensions: (width) x (height) x (depth) mm.

The advantages of IP technology at the best price



MEET NEO KIT

- Monitor with 7" capacitive touch screen. IP54 panel with flush box.
- High-quality HD colour 1.2Mpx audio and video.
- Call forwarding included as standard through our MEET ME App (licence for 8 terminals).
- Expandable up to 8 panels and 8 monitors.
- Easy assembly and installation thanks to its PoE power supply (network switch included, Plug&Play).
- Advanced functions: integration with IP cameras, intercommunication between monitors, alarm connection.



1508	1/W NEO KIT
9533	1/W MILO video panel -MEET PoE- Dimensions: 118x183x49mm
9543	1/W MILO panel flush box
14501	7" NEO MEET PoE white monitor Dimensions: 203x129x17,5mm
95411	NEO/WIT MEET monitor connector
1586	4 port PoE IP switch

EXTENSIONS

Expandable to a maximum of 8 panels and 8 monitors.
Possibility of intercommunication between monitors.

For every 4 devices connected to the installation, an additional switch ref.1586 is required.

MONITOR AND PANEL

- 9533 1/W MILO VIDEO MEET PANEL
- 14501 7" NEO MEET POE WHITE MONITOR

ADDITIONAL CAMERA

- Up to 8 IP CAMERAS can be connected to the monitor.
- 9985 PERIPHERAL IP DOME CAMERA
- 9982 POWER SUPPLY FOR PERIPHERAL CCTV CAMERA
- 9984 POWER ADAPTOR FOR PERIPHERAL CCTV CAMERA
- 1586 4 PORT POE IP SWITCH

INSTALLATION DIAGRAM



DOOR LOCK

Normal AC or DC operated lock release.
Additional power supply required (not included in the kit).

A unique, technologically advanced home



MEET WIT KITS



1506 1/W 10" WIT KIT

- 9533 1/W MILO video panel -MEET PoE-
Dimensions: 118x183x49mm
- 9543 1/W MILO panel flush box
- 14831 10" WIT MEET white monitor
Dimensions: 270x168x20mm
- 95411 NEO/WIT MEET monitor connector
- 1586 4 port PoE IP switch



1507 1/W 10" WIT KIT "ALL BLACK"

- 953303 1/W MILO video black panel -MEET PoE-
Dimensions: 118x183x49mm
- 9543 1/W MILO panel flush box
- 14833 10" WIT MEET black monitor
Dimensions: 270x168x20mm
- 95411 NEO/WIT MEET monitor connector
- 1586 4 port PoE IP switch

EXTENSIONS

Expandable to a maximum of 8 panels and 8 monitors.
Possibility of intercommunication between monitors.
For every 4 devices connected to the installation, an additional switch ref.1586 is required.

MONITORS AND PANELS

- 9533 1/W MILO VIDEO PANEL -MEET POE-
- 953303 1/W MILO VIDEO BLACK PANEL -MEET POE-
- 14831 10" WIT MEET WHITE MONITOR
- 14833 10" WIT MEET BLACK MONITOR

ADDITIONAL CAMERAS

- Up to 8 IP CAMERAS can be connected to the monitor.
- 9985 PERIPHERAL IP DOME CAMERA
- 9982 POWER SUPPLY FOR PERIPHERAL CCTV CAMERA
- 9984 POWER ADAPTOR FOR PERIPHERAL CCTV CAMERA
- 1586 4 PORT POE IP SWITCH

INSTALLATION DIAGRAM



DOOR LOCK

Normal AC or DC operated lock release.
Additional power supply required (not included in the kit).

NEW

MEET

FEEL NO LIMITS **FERMAX IP**



IP WIT KITS

The new **WIT IP KITS** become the centre of the residence, allowing the home automation and video intercom to be managed from the WIT monitor.



10" touch screen monitor

CCTV IP cameras visualisation

1/W MILO panel

Home automation integration

Call divert to mobile







SOME FEATURED COMPATIBLE BRANDS:






Audio Kits

RESIDENCES AND BUSINESSES

Choose the DOOR ENTRY KIT that best suits the user's needs.

	2 WIRES (DUOX PLUS)		
	DUOX PLUS CITY KIT	DUOX PLUS CITY iLOFT KIT	DUOX PLUS MARINE iLOFT KIT
OUTDOOR PANEL	 cityline	 cityline	 Marine
TELEPHONE	 VEO	 iLOFT	 iLOFT
REFERENCES (No. of Apartments)	49202 (1/W) 49212 (2/W)	50772 (1/W)	50762 (1/W)
TECHNOLOGY	2 wires	2 wires	2 wires
PANEL MOUNTING	Flush mounted	Flush mounted	Flush mounted
INTEGRATED ACCESS CONTROL	No	No	No
No. OF ADDITIONAL PANELS	9	9	9
No. OF ADDITIONAL TELEPHONES	2	2	2
CONVERSATION MODE	With handset	Hands-free	Hands-free
No. OF PUSH BUTTONS	1	3	3
CALL MELODIES	5	5	5
VOLUME CONTROL	Yes	Yes	Yes
"DO NOT DISTURB" FUNCTION	Yes	Yes	Yes
ADDITIONAL FUNCTIONS	No	Yes	Yes
AUTO-ON	Yes	Yes	Yes

*No extra power supply.

2 WIRES (DUOX PLUS)	4+N	
DUOX PLUS MEMOPHONE KIT	CITYLINE 4+N KIT	CITY CLASSIC 4+N KIT
 cityline	 cityline	 cityline CLASSIC
 VEO	 VEO	 citymax
49132 (1/W)	4860 (1/W) 4862(2/W)	6201 (1/W) 6202 (2/W)
2 wires	4+N	4+N
Flush mounted	Flush mounted	Flush mounted
Yes (keypad)	No	No
9	6	6
2	3	3
With handset	With handset	With handset
1	1	1
5	1	1
Yes	No	No
Yes	No	No
No	No	No
Yes	Yes	Yes



49202 1/W DUOX PLUS AUDIO CITY VEO KIT

- 40702 1/W DUOX PLUS CITY panel. S1: 130x128.
- 8948 Kit flush box S1: 115x114x45.
- 3444 DUOX PLUS VEO telephone.
- 4825 Power supply unit+filter DIN10 24Vdc-2.5A
- 4802 Power supply DIN4 230Vac/12Vac/1A

49212 2/W DUOX PLUS AUDIO CITY VEO KIT

Same as ref.49202 but with 2/W audio panel (ref.40002) and 2 DUOX PLUS VEO telephones (ref.3444).



49132 1/W DUOX PLUS AUDIO MEMOPHONE CITY VEO KIT

- 49042 1/W DUOX PLUS MEMOPHONE CITY panel.
- Panel S5: 130x246.
- 8855 Kit flush box S5: 115x233x45.
- 3444 DUOX PLUS VEO telephone.
- 4825 Power supply unit+filter DIN10 24Vdc-2.5A
- 4802 Power supply DIN4 230Vac/12Vac/1A



50772 1/W DUOX PLUS AUDIO CITY iLOFT KIT

- 40702 1/W DUOX PLUS CITY panel. Panel S1: 130x128.
- 8948 Kit flush box S1: 115x114x45.
- 3450 DUOX PLUS iLOFT telephone.
- 4825 Power supply unit+filter DIN10 24Vdc-2.5A
- 4802 Power supply DIN4 230Vac/12Vac/1A



50762 1/W DUOX PLUS AUDIO MARINE iLOFT KIT

- 44332 1/W DUOX PLUS MARINE panel. Panel ST1: 150x180.
- 4641 Flush box ST1: 130x160x55.
- 3450 DUOX PLUS iLOFT telephone.
- 4825 Power supply unit+filter DIN10 24Vdc-2.5A.
- 4802 Power supply DIN4 230Vac/12Vac/1A.

EXTENSIONS

INDOOR: The kit allows a maximum of 3 terminals, the included one and 2 additional ones. Depending on the type of cable and distances, an additional power supply (ref.4825), line adaptor ref.3255 and/or regenerators might be required.

OUTDOOR: It is possible to extend the installation by adding more outdoor panels (up to 10). Depending on the type of cable and topology, it may be required an additional power supply (ref.4825), line adaptors ref.3255 and/or regenerators might be required.

INSTALLATION DIAGRAM



Dimensions: (width) x (height) x (depth) mm.



4860 1/W 4+N CITY AUDIO KIT

- 4845 1/W CITY 4+N panel and flush box (ref.8948).
Panel S1: 130x128
Kit flush box S1:115x114x45.
- 3426 VEO 4+N telephone.
- 4802 Power supply DIN4 230Vac/12Vac/1A

4862 2/W 4+N CITY AUDIO KIT

Same as kit ref.4860 but with 2/W CITYLINE audio panel (ref.4846) and 2 VEO 4+N telephones (ref.3426).



6201 1/W 4+N CITYMAX AUDIO KIT

- 8300 1/W CLASSIC panel and flush box (ref.8948).
Panel S1: 130x12
- Kit flush box S1:115x114x45.
- 80447 4+N CITYMAX BASIC telephone.
- 4802 Power supply DIN4 230Vac/12Vac/1A

6202 2/W 4+N CITYMAX AUDIO KIT

Same as kit ref.6201 but with 2/W CITY CLASSIC audio panel (ref.8301) and 2 CITYMAX BASIC 4+N telephones (ref.80447).

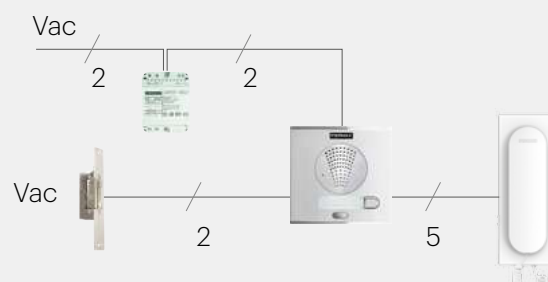
EXTENSIONS

INDOOR: 3 additional telephones. It is possible to extend the installation with more telephones by adding a power supply (ref. 4812) and a call multiplier (ref. 2340).

OUTDOOR: It is possible to extend with 2 additional panels. Switchers are required (ref. 8819).

NOTE: Recommended door lock release: normal with unlocking and adjustable latch 990ND-P22 MAX (ref. 67511), or without unlocking (ref.67501 990N-P22 MAX). Large shield compatible with ref.2892 Type L22.

INSTALLATION DIAGRAM



CITYLINE KITS



From 3 to 24 apartments

4863 3/W 4+N CITY AUDIO KIT



3/W CITY panel and flush box.
Panel S4: 130x199.
Flush box (ref.8949) S4: 115x185x45.
3426 VEO 4+N telephone (3 units).
4802 Power supply 12Vac/1A. DIN4.

4866 6/W 4+N CITY AUDIO KIT



6/W CITY panel and flush box.
Panel S4: 130x199.
Flush box (ref.8949) S4: 115x185x45.
3426 VEO 4+N telephone (6 units).
4802 Power supply 12Vac/1A. DIN4.

4865 10/W 4+N CITY AUDIO KIT



10/W CITY panel and flush box.
Panel S5: 130x246.
Flush box (ref.8855) S5: 115x233x45.
3426 VEO 4+N telephone (10 units).
4802 Power supply 12Vac/1A. DIN4.

4869 14/W 4+N CITY AUDIO KIT



14W CITY panel and flush box.
Panel S6: 130x294.
Flush box (ref.8856) S6: 115x280x45.
3426 VEO 4+N telephone (14 units).
4802 Power supply 12Vac/1A. DIN4.

4874 18/W 4+N CITY AUDIO KIT



18/W CITY panel and flush box.
Panel S7: 130x341.
Flush box (ref.8857) S7: 115x328x45.
3426 VEO 4+N telephone (18 units).
4802 Power supply 12Vac/1A. DIN4.

4876 22/W 4+N CITY AUDIO KIT



22/W CITY panel and flush box.
Panel S8: 130x389.
Flush box (ref.8858) S8:115x375x45.
3426 VEO 4+N telephone (22 units).
4802 Power supply 12Vac/1A. DIN4.

KITS EXTENSIONS AND ACCESSORIES

- 2nd Access: Requires panels and flush box (see section 4+N) + audio switcher (ref.8811) + voltage distributor 12Vac/12Vdc (ref.88231).
- In the apartment: up to 3 telephones (ref.3426) without additional power supply.
- Recommended door lock: 990N-P22 MAX (ref.67501).

NOTE: These kits include the Basic amplifier. (See page 88 to find out the differences between Basic and Complete amplifier).

4864 4/W 4+N CITY AUDIO KIT



4/W CITY panel and flush box.
Panel S4: 130x199.
Flush box (ref.8949) S4: 115x185x45.
3426 VEO 4+N telephone (4 units).
4802 Power supply 12Vac/1A. DIN4.

4868 8/W 4+N CITY AUDIO KIT



8/W CITY panel and flush box.
Panel S4: 130x199.
Flush box (ref.8949) S4: 115x185x45.
3426 VEO 4+N telephone (8 units).
4802 Power supply 12Vac/1A. DIN4.

4867 12/W 4+N CITY AUDIO KIT



12/W CITY panel and flush box.
Panel S5: 130x246.
Flush box (ref.8855) S5: 115x233x45.
3426 VEO 4+N telephone (12 units).
4802 Power supply 12Vac/1A. DIN4.

4871 16/W 4+N CITY AUDIO KIT



16/W CITY panel and flush box.
Panel S6: 130x294.
Flush box (ref.8856) S6: 115x280x45.
3426 VEO 4+N telephone (16 units).
4802 Power supply 12Vac/1A. DIN4.

4875 20/W 4+N CITY AUDIO KIT



20/W CITY panel and flush box.
Panel S7: 130x341.
Flush box (ref.8857) S7: 115x328x45.
3426 VEO 4+N telephone (20 units).
4802 Power supply 12Vac/1A. DIN4.

4877 24/W 4+N CITY AUDIO KIT



24/W CITY panel and flush box.
Panel S8: 130x389.
Flush box (ref.8858) S8:115x375x45.
3426 VEO 4+N telephone (24 units).
4802 Power supply 12Vac/1A. DIN4.

CITY CLASSIC KITS

From 3 to 24 apartments

KITS EXTENSIONS AND ACCESSORIES

- 2nd Access: Requires panels and flush box + audio switcher (ref.8811) + voltage distributor 12Vac/12Vdc (ref.88231).
- In the apartment: up to 3 telephones (ref.80447) without additional power supply.
- Recommended door lock: 990N-P22 MAX (ref.67501).

NOTE: These kits include the Basic amplifier. (See page 88 to find out the differences between Basic and Complete amplifier).

6203 3/W 4+N CITYMAX AUDIO KIT



x3



80447
4802

3/W CITY CLASSIC panel and flush box (flush box included ref.8949).
Panel S4: 130x199.
Flush box S4: 115x185x45.
CITYMAX BASIC telephone (3 units).
Power supply 12Vac/1A. DIN4.

6206 6/W 4+N CITYMAX AUDIO KIT



x6



80447
4802

6/W CITY CLASSIC panel and flush box (flush box included ref.8949).
Panel S4: 130x199.
Flush box S4: 115x185x45.
CITYMAX BASIC telephone (6 units).
Power supply 12Vac/1A. DIN4.

6210 10/W 4+N CITYMAX AUDIO KIT



x10



80447
4802

10/W CITY CLASSIC panel and flush box (Flush box included ref.8855).
Panel S5: 130x246.
Flush box S5: 115x233x45.
CITYMAX BASIC telephone (10 units).
Power supply 12Vac/1A. DIN4.

6214 14/W 4+N CITYMAX AUDIO KIT



x14



8856
80447
4802

14/W CITY CLASSIC panel.
Panel S6: 130x294.
Flush box S6: 115x280x45.
CITYMAX BASIC telephone (14 units).
Power supply 12Vac/1A. DIN4.

6218 18/W 4+N CITYMAX AUDIO KIT



x18



8857
80447
4802

18/W CITY CLASSIC panel.
Panel S7: 130x341.
Flush box S7: 115x328x45.
CITYMAX BASIC telephone (18 units).
Power supply 12Vac/1A. DIN4.

6222 22/W 4+N CITYMAX AUDIO KIT



x22



8858
80447
4802

22/W CITY CLASSIC panel.
Panel S8: 130x389.
Flush box S8: 115x375x45.
CITYMAX BASIC telephone (22 units).
Power supply 12Vac/1A. DIN4.

6204 4/W 4+N CITYMAX AUDIO KIT



x4



80447
4802

4/W CITY CLASSIC panel and flush box (flush box included ref.8949).
Panel S4: 130x199.
Flush box S4: 115x185x45.
CITYMAX BASIC telephone (4 units).
Power supply 12Vac/1A. DIN4.

6208 8/W 4+N CITYMAX AUDIO KIT



x8



80447
4802

8/W CITY CLASSIC panel and flush box (flush box included ref.8949).
Panel S4: 130x199.
Flush box S4: 115x185x45.
CITYMAX BASIC telephone (8 units).
Power supply 12Vac/1A. DIN4.

6212 12/W 4+N CITYMAX AUDIO KIT



x12



80447
4802

12/W CITY CLASSIC panel and flush box (Flush box included ref.8855).
Panel S5: 130x246.
Flush box S5: 115x233x45.
CITYMAX BASIC telephone (12 units).
Power supply 12Vac/1A. DIN4.

6216 16/W 4+N CITYMAX AUDIO KIT



x16



8856
80447
4802

16/W CITY CLASSIC panel.
Panel S6: 130x294.
Flush box S6: 115x280x45.
CITYMAX BASIC telephone (16 units).
Power supply 12Vac/1A. DIN4.

6220 20/W 4+N CITYMAX AUDIO KIT



x20



8857
80447
4802

20/W CITY CLASSIC panel.
Panel S7: 130x341.
Flush box S7: 115x328x45.
CITYMAX BASIC telephone (20 units).
Power supply 12Vac/1A. DIN4.

6224 24/W 4+N CITYMAX AUDIO KIT



x24



8858
80447
4802

24/W CITY CLASSIC panel.
Panel S8: 130x389.
Flush box S8: 115x375x45.
CITYMAX BASIC telephone (24 units).
Power supply 12Vac/1A. DIN4.



It takes...

2 to
connect

DUOX plus

It takes 2 to connect **FERMAX**

Solutions for buildings.

The only fully digital
system in 2 wires

New version of BLUE
with a completely revamped
technology and ready to allow call
forwarding from our WiFi monitors to
the mobile phones of millions of users
around the world.

A major technological milestone and
a further step towards making the
connected video door entry system a
reality in all homes.

DUOXplus

A system designed for the
professional installer ...

Wiring **flexibility**

2 NON-POLARISED WIRES

Compatible with a wide variety of wiring.

In retrofit installations, DUOX PLUS can be installed using existing wiring.

Reduced errors, simplified installation on only 2 non-polarised wires.

Simplicity of installation

It saves time during installation and maintenance.

Easy **programming**

Monitors: one person can program the installation in a few seconds directly from the OSD menu.

Panels: digital panels are programmed from the keypad, while on our **pushbutton** panels, the amplifier includes a voice-guided programming system.

Scalable system

For all kinds of projects; large or small, simple or complex, vertical structures or horizontal installations.

Digital transmission

FULL DIGITAL. All information (audio, video and data) is fully digital, ensuring the same audio and video quality throughout the installation.



... and for **the end-user**



Connectivity



Our WiFi video door entry systems open up the world of connectivity to every type of building and home, with call forwarding to mobile phones built into even the most basic monitors.

Accessibility



Adapted and accessible products for everyone, both inside and outside the home.

Security Photocaller



The video intercom automatically captures an image of the caller on the monitor and on the mobile phone in case of WiFi models.

DUOX^{plus}

It takes 2 to connect

The world's first
100% digital
Smart System
in 2 wires



The most powerful and fastest 2-wire system to install and program.



Installation using existing wiring.



2 communication channels within the same block.



Consistent quality throughout the installation.



Up to 100 blocks and sub-blocks.



Smart accessories for installations of all sizes.



Up to 10 panels and 10 guard units at the general entrance.




Up to 10 panels and 10 guard units in each building or block of apartments.



Maximum distance between extremes of the installation: 3.000m.



Maximum point to point distance without regeneration: 500m.



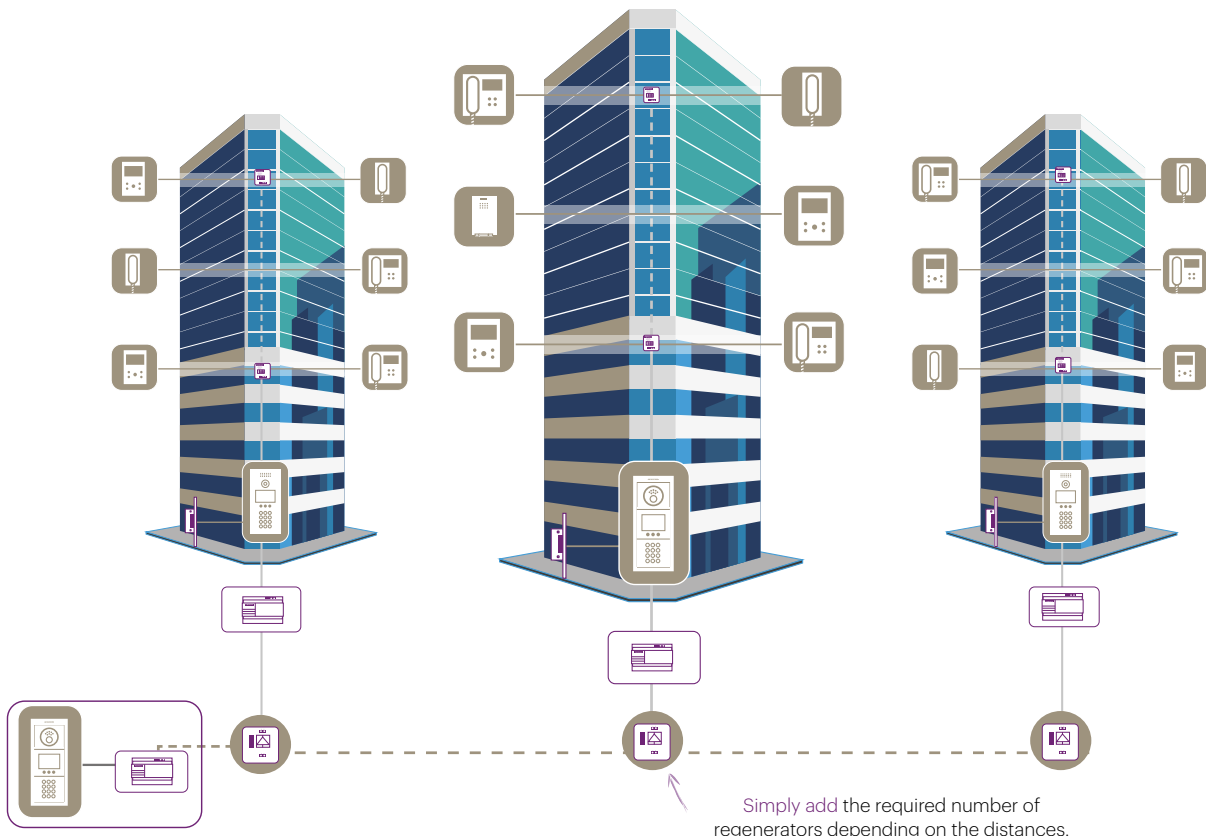
A **simplified 2-wire installation** without polarity throughout the entire installation. DUOX PLUS is a highly flexible system that can be **installed with most of the existing cables**. It is a digital system and hence it enables to avoid electrical interferences or analogue noise and maintains the same **optimum audio and video quality throughout the entire installation**, from the first apartment in the project to the most distant one.

The DUOX PLUS system **is installed in the same way for both audio and video**, allowing the users to choose which terminal they prefer to have it at home. Additionally, it is the only **2-wire system that can allow two communication channels in the same block**, i.e. two panels calling two different apartments at the same time. It has a built-in voice guided **programming system in pushbutton outdoor panels** and configuration via **graphic menu in digital panels and monitors**. Its digital technology adapts to all types of topologies and distances, making it possible to successfully install any project: **from small individual buildings to large residential projects**.

All these features make DUOX PLUS the **fastest system to quote, install and program**.

A system that can be perfectly adapted to all situations, both for new construction and retrofit.

FOR ALL TYPES OF PROJECTS WITH LONGER DISTANCES, VERTICAL STRUCTURES OR HORIZONTAL INSTALLATIONS.



1. Outdoor panel

SKYLINE PANEL



3.5" graphic display on digital panels:

- Display activation by presence sensors.
- Electronic directory agenda of residents.
- Menu-driven configuration from the keypad.
- Information pictograms (One-To-One) with the communication status (calling, in communication, door open, channel busy).
- Upload images, logos and personalised messages.
- Alphanumeric call to apartment.

Keypad:

- The metallic keypad is made of zamak. It has permanent backlighting.
- The keypad can be used to open the door by entering a previously programmed PIN code. The number of different users/codes allowed in the DUOX PLUS system is 10,000.

Modular panel.

Made in anodised aluminium (**IP43 IK07**).


Chromed zamak pushbuttons and reinforcements.


Wide angle colour camera (Vertical=80°, Horizontal=100°).

Illumination for vision in low-light conditions.


The module-frame clip-on assembly system is very simple and effective. The modules fit perfectly into the profile.

Watertight tapes prevent water and dirt to get in. Once the panel is assembled, the different modules are connected to each other.





The wizard to create your SKYLINE



SKYLINE consists of **9 DIFFERENT-SIZED FRAMES** where different modules can easily be fitted. Modules come in 2 sizes, designated V and W. W is twice the size of V.

FRAMES



ref.7341
1V Serie 1
130x128

ref.7332
2V Serie 2
130x151

ref.7333
3V Serie 4
130x199

ref.7334
4V Serie 5
130x246

ref.7335
5V Serie 6
130x294

ref.7336
6V Serie 7
130x341

ref.7337
7V Serie 8
130x389

ref.7338
8V Serie 9
130x436,5

ref.7339
9V Serie 10
130x486

VIDEO AND AUDIO



ref.73911
Video W

ref.73902
Audio W

DOUBLE PUSHBUTTONS



ref.7371
8 PUSH. 2x4 W

ref.7372
4 PUSH. 2x2 V

ref.7376
2 PUSH. 2x1 V

SINGLE PUSHBUTTONS



ref.7367
4 PUSH. 1x4 W

ref.7368
2 PUSH. 1x2 V

ref.7375
1 PUSH. 1x1 V

INFORMATIVE MODULES



ref.7445
Panoramic
cardholder W

ref.7444
Panoramic
cardholder V

ref.7448
OneToOne V

ref.7452
OneToOne V
with inductive loop

ACCESS CONTROL



ref.7438
Memokey
keypad W

ref.7440
Proximity V

DIGITAL MODULES



ref.7439
Direct keypad W

ref.7470
Graphic display W

ref.7457
Direct digital
keypad W

ACCESSORIES



ref.7443
Metallic complement W

ref.7442
Metallic complement V

Access control modules




ref.7438/5191

KEYPADS



7438 MEMOKEY W		
Authentication: Pin	Aesthetics: Cityline	Users: 100
Backlighted stand-alone keypad with signal LEDs. It activates the door lock release when a code up to 6 digits is entered. It allows to register 100 different codes that can activate 1 or 2 relays. Power supply 12Vac/Vdc.		
5191 WIEGAND SKYLINE KEYPAD		
Authentication: Pin	Aesthetics: Cityline	
Keypad with Wiegand output for connection to a stand-alone controller ref.5276 or access control system.		


READERS

7440 EM PROXIMITY READER V 		
Authentication: Proximidad	Aesthetics: Skyline	Users: 400
It manages up to 400 cards in stand-alone mode. The keypad (ref.2306) allows to unregister lost identifiers. Power supply 12Vac/dc. It allows door opening when approaching a proximity card or a key fob to the module.		



PROXIMIDAD
ref.7440/7461/7463

7461 SKYLINE WG MIFARE/EM PROXIMITY READER V  		
Reader with Wiegand output for connection to external controller mini 5276 or access control system.		

7463 LECTOR PROXIMIDAD DESFIRE SKYLINE 		
Authentication: Desfire	Aesthetics: Skyline	Users: 400
It manages up to 400 cards in stand-alone mode. The keypad (ref.2306) allows to unregister lost identifiers. Power supply 12Vac/dc. It allows door opening when approaching a proximity card or a key fob to the module.		



ref.2306

2306 PRIVATE PROGRAMMING KEYPAD		
Allows to manually deactivate lost identifiers. Only for ref.7440 PROXIMITY READER EM V.		




ref.5291




RF

5291 RF BASIC-MINI RECEIVER	
To be installed in audio/video door entry panels. Remote control opening with secured code.	

IDENTIFIERS

EM 		
KEY FOB	CARD	BRACELET
4515	23361	6949
		

MIFARE 	
KEY FOB	CARD
52740	52750
	

DESFIRE 	
KEY FOB	CARD
4532	4531
	

RF 868Mhz	
REMOTE CONTROL	
5259	5231
	

Panel accessories



8829 JOINING BOLTS SET

It allows to combine two or more frames. One set is required for each additional frame installed on flush box.

A cable is required per each additional frame in order to connect the pushbuttons modules between both frames (70 cm).

2541 DUOX PLUS/VDS CONNECTION CABLE (6W)

2542 DUOX PLUS/VDS CONNECTION CABLE (5W)

This cable is suitable only for Cityline and Marine pushbutton panels.

								
	FLUSH BOX	SURFACE BOX	SIMPLE	DOUBLE	MODULAR FRAME*	SIMPLE	DOUBLE	ANGULAR COMPLEMENT
S1	ref.8851 115x114x45	ref.7061 130x128x33	ref.8400 135x130	-	ref.9191 211x210	ref.8251 225x310	-	ref.8378
S2	ref.8852 115x138x45	ref.7062 130x151x33	ref.8401 135x155	-	ref.9192 211x234	ref.8252 225x310	-	ref.8379
S3*	ref.8853 115x162x45	ref.7063 130x175x33	ref.8402 135x177,5	-	ref.9193 211x257	ref.8253 225x375	-	ref.8380
S4	ref.8854 115x185x45	ref.7064 130x199x33	ref.8403 135x203	ref.8411 265x203	ref.9194 211x281	ref.8254 225x375	ref.8427 355x385	ref.8381
S5	ref.8855 115x233x45	ref.7065 130x246x33	ref.8404 135x250	ref.8412 265x250	ref.9195 211x329	ref.8255 225x375	ref.8428 355x385	ref.8382
S6	ref.8856 115x280x45	ref.7066 130x294x33	ref.8405 135x300	ref.8413 265x300	ref.9196 211x376	ref.8256 225x450	ref.8429 355x460	ref.8383
S7	ref.8857 115x328x45	ref.7067 130x341x33	ref.8406 135x345	ref.8414 265x345	ref.9197 211x424	ref.8257 225x450	ref.8430 355x460	ref.8384
S8	ref.8858 115x375x45	ref.7068 130x389x33	ref.8407 135x393	ref.8415 265x393	ref.9198 211x471	ref.8258 225x450	ref.8431 355x460	ref.8385
S9	ref.8982 115x420,5x45	ref.7069 130x436,5x33	ref.8480 135x440,5	ref.8483 265x440,5	ref.9199 211x519	ref.8259 225x495	ref.8474 355x500	ref.8386
S10	ref.8983 115x471x45	ref.7081 130x486x33	ref.8481 135x488	-	-	ref.8264 225x543	-	ref.8387

* 3 Series only for Cityline

To make DOUBLE modular frames, add to the SINGLE frame a DOUBLE PANEL MODULAR FRAME KIT (ref.9200) Horizontal: 341mm.

To make TRIPLE modular frames, add to the SINGLE frame a TRIPLE PANEL MODULAR FRAME KIT (ref.9201) Horizontal: 471mm.



CITYLINE PANEL

CITYLINE is a monoblock concept panel. It is characterised by its curved profile.

It is manufactured in a highly weather **resistant anodised aluminium profile (IP43 IK7)**. The pushbuttons and displays are chromed zamak, the amplifier frontal in aluminium and the interior is protected by a stainless steel grid.

The watertight pushbuttons are designed and tested in the most demanding conditions to achieve great durability and reliability.

3.5" graphic display on digital panels:

- Display activation by presence sensors.
- Electronic directory agenda of residents.
- Menu-driven configuration from the keypad.
- Information pictograms (One-To-One) with the communication status (calling, in communication, door open, channel busy).
- Upload images, logos and personalised messages.
- Alphanumeric call to apartment.

Keypad:

- The metallic keypad is made of zamak. It has permanent backlighting.
- The keypad can be used to open the door by entering a previously programmed PIN code. The number of different users/codes allowed in the DUOX PLUS system is 10,000.



Made in anodised aluminium **(IP43 IK07)**.



Chromed zamak pushbuttons and reinforcements.



Wide angle colour camera (Vertical=80°, Horizontal=100°).



Illumination for vision in low-light conditions.



Direct Cityline panel



ref.73631

Panel dimensions: 130x246 (S5)
Flush box dimensions: 115x233x45 (S5)

The DIRECT panels have a keypad to call the apartments.
The keypad admits 1 code to open the door.

73631 DUOX PLUS DIRECT VIDEO CITY PANEL S5

8855 FLUSH BOX S5

8829 JOINING BOLTS SET

NOTE: Recommended to add DIRECTORY SKYLINE PANEL S5 (ref.7334 and 2 units ref.7445).

Digital Cityline panel



ref.73871

ref.73878

Panel dimensions: 130x341 (S7)
Flush box dimensions: 115x328x45 (S7)

The DIGITAL panels include a KEYPAD and a 3,5" EXTRA display.
The keypad integrates access control function (10.000 codes).

73871 DUOX PLUS DIGITAL VIDEO CITY PANEL S7

73811 DUOX PLUS DIGITAL VIDEO CITY PANEL PROX S8

73812 DUOX PLUS DIG 1W CITY VIDEO PANEL DESFIRE

73878 DUOX PLUS DIGITAL 1/W VIDEO CITY PANEL S7

73818 DUOX PLUS DIGITAL 1/W VIDEO CITY PANEL PROX S8

In addition to being able to call the main guard unit by pressing the "bell key" button, this outdoor panel model also includes a button to call directly at the General Entrance from a block panel. The address of the guard unit that is called with this button must be previously configured by the installer.

73819 DUOX PLUS DIG 1W CITY VIDEO PANEL DESFIRE

8857 FLUSH BOX S7

8858 FLUSH BOX S8

8829 JOINING BOLTS SET

NOTE: Recommended to add according to the size of the panel:

- DIRECTORY SKYLINE PANEL S7 (ref.7336 and 3 units ref.7445).
- DIRECTORY SKYLINE PANEL S8 (ref.7337, ref.7444 and 3 units ref.7445).



73811/73812

ref.73818 /73819

Panel dimensions: 130x389 (S8)
Flush box dimensions: 115x375x45 (S8)



MARINE PANEL

3.5" graphic display on digital panels:

- Display activation by presence sensors.
- Electronic directory agenda of residents.
- Menu-driven configuration from the keypad.
- Information pictograms (One-To-One) with the communication status (calling, in communication, door open, channel busy).
- Upload images, logos and personalised messages.
- Alphanumeric call to apartment.

Keypad:

- The metallic keypad is made of zamak. It has permanent backlighting.
- The keypad can be used to open the door by entering a previously programmed PIN code. The number of different users/codes allowed in the DUOX PLUS system is 10,000.



IP65 IK09 vandal-proof door entry panel.
Made in stainless steel, 2.5mm-thick.

AISI 316L

AISI 316L steel, of high quality and resistant to extreme or adverse climatic conditions, wet or corrosive climates.



Wide angle colour camera (Vertical=80°, Horizontal=100°).



Illumination for vision in low-light conditions.

Pushbutton Marine panel



ref.44438
150x180



ref.44338
150x180



ref.44348
150x180

44438	1/W BLACK MARINE DUOX PLUS VIDEO PANEL
44338	1/W MARINE DUOX PLUS VIDEO PANEL
44348	2/W MARINE DUOX PLUS VIDEO PANEL
4641	S1 FLUSH BOX Dimensions: 130x160x55mm
4645	S1 SURFACE BOX WITH HOOD Dimensions: 154x184x96mm
4701	S1 HOOD FOR FLUSH BOXES Dimensions: 184x154x40mm

FLUSH OR SURFACE BOX must be requested separately. The surface boxes include a hood.

Digital Marine panel



ref.55261
150X360

ref.5471
150X360



ref.55288

ref.55281

- The **DIGITAL MARINE** panel includes a keypad to call the apartments by dialling the door number or the corresponding code.
- A **DIRECTORY DISPLAY** allows to search for the residents and their door number.
- Once the code is dialled, press the **BELL KEY** to call.
- The metallic keys are made of zamak. It has permanent backlighting.
- Through the keypad it is possible to activate the installation's electric lock with a previously programmed PIN.
- 10.000 different users/codes in DUOX PLUS system.

55261 DUOX PLUS DIGITAL MARINE VIDEO PANEL ST3

55281 DUOX PLUS DIGITAL MARINE VIDEO PANEL ST3+ PROX

55288 DUOX PLUS DIGITAL 1/W MARINE VIDEO PANEL PROX ST4

In addition to being able to call the main guard unit by pressing the "bellkey", these outdoor panel models also include a pushbutton to call directly any DUOX PLUS ref. 9423 guard unit in the installation (for example, to call from a block panel to the guard unit at the General Entrance). That guard unit address must be previously configured by the installer.

5471 MARINE ST3 DIRECTORY PANEL

	SERIES ST3 Panel: 150x360	SERIES ST3+ Panel: 150x420	SERIES ST4 Panel: 150x485
FLUSH BOX	ref.4643 130X340X55	ref.4653 130X400X55	ref.4644 130X465X55
SURFACE BOX (with hood)	ref.4647 154x364x96	ref.4654 154x423x96	ref.4648 154x489x96
HOOD (for flush boxes)	ref.4703	ref.4655	ref.4704

Pushbutton and digital accessories



ref.2289



ref.2441



ref.2008

2289 MARINE JOINING BOLTS SET FOR FLUSH BOX

Allows flush-mounted boxes of the same series to be joined laterally. One set is required for each additional outdoor panel.

2441 16 CALL EXTENSION MODULES

2008 8 CALL EXTENSION MODULES

MARINE ELITE door stations with pushbuttons (except for 1 and 2-way door stations), always require a call extension module depending on the number of pushbuttons (ref. 2008 - 8 call extension module, ref. 2441 - 16 call extension module).

Marine Elite panel


UNIQUELY FERMAX. SPECIALLY
MADE FOR YOU!



FERMAX has a laser-cut machining line for stainless steel panels. This process allows us to offer complete flexibility when it comes to making the MARINE panel required with optimal delivery time.

The MARINE Elite panels are available in several colours: indicate the desired RAL when ordering your panel.

Our
differentiating
proposal to
make your
projects
unique



Colour



Composition



Size



Engraving

- Special formats and dimensions.
- Available in all RAL colours.
- Laser logo or text marking. The engraving is only available on the panels in stainless steel colour.





MANUFACTURING PROCESS OF MARINE PANELS



You can find the SPECIAL MARINE application form at: <https://fermax.com/intl-en/tools/special-panels>

31728 DUOX PLUS MARINE ELITE PANEL

The following variants are available on request:

- Panel with special formats and dimensions.
- Integration of access control modules and special combinations with amplifier, pushbuttons and other accessories.
- Laser logo marking. The engraving of the panels is only available on steel-coloured panels. Other colours cannot be engraved.
- Engraving of house number and messages.
- Pushbuttons without card holder.
- Backlighting.
- The maximum number of pushbuttons that can be mounted within a single Marine panel with DUOX PLUS amplifier is 99.

4579 MARINE ELITE RAINHOOD (FOR FLUSH MOUNTING)

4580 MARINE ELITE FLUSH BOX

4581 MARINE ELITE SURFACE BOX WITH RAINHOOD

2. Monitors and telephones

All monitors are available in standard and WiFi models.

VEO Monitor

4.3" (16:9) colour screen
With handset



VEO-XS Monitor

4.3" (16:9) colour screen
Hands-free



Made of high-impact ABS white plastic.

Silicone buttons.

Surface installation.

Additional configurable functions such as activating second access, courtesy light, etc. (DUOX PLUS relay required).

Colour screen with OSD menu.

Do not disturb function.

Settings: contrast, brightness, colour and volume.

Date and time setting.

Apartment entrance doorbell.

Automatic image capture per call (memory up to 150 photos).

Auto-on: activate the outdoor panel and switch the display to another panel or camera.

Doormatic function (VEO-XS y VEO-XL): Automatic door opening for professionals (offices, clinics, etc.).

The same wall mounting connector is used for all monitor models. This makes the installer's job easier and provides great flexibility, allowing each resident in the building to choose the monitor they prefer.

VEO-XL Monitor

7" (16:9) colour screen
Hands-free



Call divert to mobile

All the **WiFi** monitors are equipped with WiFi connection that allows forwarding calls to mobile devices.

The **BLUE** by FERMAX application allows end-users to manage the functions of the video door entry system and much more directly from their smartphone or tablet.



All **WiFi** monitors include a sticker with a **QR** code so that end-users can download the **BLUE** by FERMAX app.

They can easily pair their monitor and enjoy the call divert to mobile.

9446	DUOX PLUS VEO WiFi MONITOR
9456	DUOX PLUS VEO WiFi MONITOR WITH INDUCTIVE LOOP
9445	DUOX PLUS VEO MONITOR
9455	DUOX PLUS VEO MONITOR WITH INDUCTIVE LOOP
Dimensions: 200x200x23mm (44 mm with handset).	
9449	DUOX PLUS VEO-XS WiFi MONITOR
9459	DUOX PLUS VEO-XS WiFi MONITOR WITH INDUCTIVE LOOP
9448	DUOX PLUS VEO-XS MONITOR
9458	DUOX PLUS VEO-XS WITH INDUCTIVE LOOP
Hands-free. Dimensions: 125x165x21 mm.	
9469	DUOX PLUS VEO-XL WiFi MONITOR
9479	DUOX PLUS VEO-XL WiFi MONITOR WITH INDUCTIVE LOOP
9468	DUOX PLUS VEO-XL MONITOR
9478	DUOX PLUS VEO-XL WITH INDUCTIVE LOOP
Hands-free. Dimensions: 185x185x21 mm.	
9447	DUOX PLUS CONNECTOR
Support for mounting the DUOX PLUS VEO, VEO-XS and VEO-XL monitor on the wall.	



Note: In models with inductive loop, the induction system included in the monitors allows to transform the audio signal into a magnetic field adapted to the hearing aids or prostheses of hearing impaired persons.

Call divert to mobile/tablet

Free application
BLUE by FERMAX



With the DUOX PLUS WiFi monitors, the **call divert to mobile phones comes as standard.**

It allows to **establish communication with the outdoor panels and open the door.**
















It allows to **see who is calling** before answering and **open a second auxiliary door.**

Automatic image capture of the caller and their **register in the call log.**

Up to **8 smartphones/tablets in the same apartment** can receive the call **simultaneously.**

It is as simple as downloading the **BLUE by FERMAX** app from Google Play or the Apple Store.

App functions and menu

-  **Answer/pick up the call**
 - Conversation.** Action buttons in conversation:
 -  Mute. So that you cannot be heard from the outdoor panel.
 -  Video off. Audio only. To reduce data consumption in 4G mode.
 -  Change the outdoor panel or camera.
 -  F1 Activation of an additional function protected by the mobile phone unlocking code: PIN, fingerprint, pattern or facial recognition.
 -  Door opening: protected by mobile phone unlocking code: PIN, fingerprint, pattern or facial recognition.
-  **End of conversation.**
-  **Door opening.**
-  **Auto-on.**
-  **Call to concierge.**
-  **Additional F1 function.**
-  **Call history.**
-  **Home settings.**
-  **Image capture.**
-  **Home menu.**



Smart speakers

NEW



By connecting to **Alexa and Google Home**, you can receive call notifications from the video intercom on a smart speaker or display.

You can also use **your voice to open the door**, either with smart speakers or displays or with Siri from your iOS device (iPhone, iPad or Apple Watch).





Door opening without the keys



Change the camera

Hang up the call

Image capture and call history

Answer the call

Open the door



More information on **BLUE** by **FERMAX**

With the **BLUE** by **FERMAX** application the end-users can:

Pretend they are at home, even if they are not.

View the entrance camera via the auto-on function without the need of a previous call.

Open the door without the keys.

View the history of missed and received calls, as well as the images captured of the callers.

View other panels connected to your installation, either from the panel or via the camera interface.

Receive all calls from the video intercom on the mobile phone.

Answer and open the door from any location.

Invite their family to use the BLUE app when they require it.

Activate the additional function F1 configured in the video intercom from the mobile phone.

Request a concierge call in the installation with a DUOX PLUS guard unit.

Telephones



VEO

EXTRA



iLOFT

VEO, LOFT and iLOFT telephones include the following features:

- Door opener button and call to guard.
- 5 selectable ringtones.
- Ring volume control.
- Doorbell.

Loft Extra and iLOFT phones include buttons for additional functions: lights on 2nd door opening, etc. Loft Extra: 2 additional buttons; iLOFT: 1 additional button.

VEO. LOFT: Made of high-impact ABS with a texturised finish for easy cleaning and ultraviolet protection. It has many attachment points for wall mounting, as well a coiled cord with telephone plug connectors. A magnet located in the handset facilitates to hang it up correctly.

3444 DUOX PLUS VEO TELEPHONE

Dimensions: 82x214 x43 mm.

3452 DUOX PLUS LOFT EXTRA TELEPHONE

Loft Extra telephone dimensions: 85x220x40mm.

3450 iLOFT DUOX PLUS TELEPHONE

Dimensions: 90x146,5x20mm.

Compact and extra slim. Made of ABS. iLOFT telephone allows communication with the outdoor panel in hands-free mode. The integrated digital audio technology ensures high-quality and interference-free communication.

Monitors and telephones accessories



ref.9410



ref.9420



ref.5636



ref.3749



ref.3388



ref.3389

9410 VEO MONITOR DESKTOP SUPPORT

9420 VEO-XS AND VEO-XL MONITOR DESKTOP SUPPORT

3749 VEO/LOFT TELEPHONE DESKTOP SUPPORT

5636 iLOFT TELEPHONE DESKTOP SUPPORT

Desktop supports allow to answer a call to the entrance panel from the office desktop. Made of stainless steel (AISI 316L).

3388 UNIVERSAL DECORATIVE FRAME. 120X240

3389 UNIVERSAL LARGE DECORATIVE FRAME. 210X240

Decorative Frames are aesthetic complements. Useful in retrofitting applications or replacement of previous equipment.



3441 LOFT HANDSET WITH INDUCTIVE LOOP



3443 VEO HANDSET WITH INDUCTIVE LOOP

3. Guard unit

DUOX PLUS Guard Unit has a multi-functional 4,3" capacitive touch screen and quick function access buttons for easy and convenient management.

Its unique handset design incorporating a magnet enables the end-user to put it back into position correctly. It includes a stainless steel desktop support. It allows a surface installation.

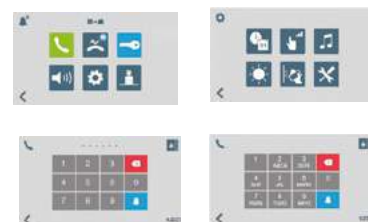


ref.9423
Dimensions: 200x200mm
Desktop support included

9423 DUOX PLUS AUDIO GUARD UNIT

Three operation modes:

- **Day:** it receives calls from outdoor panels and apartments. The calls from the outdoor panel to apartments are always received in the guard unit.
- **Mixed:** the calls from the outdoor panels are received in the apartments and it can also be configured to forward them to the concierge unit after 15 s.
- **Night:** only calls from the outdoor panels to apartments are allowed. The guard unit does not receive any call.

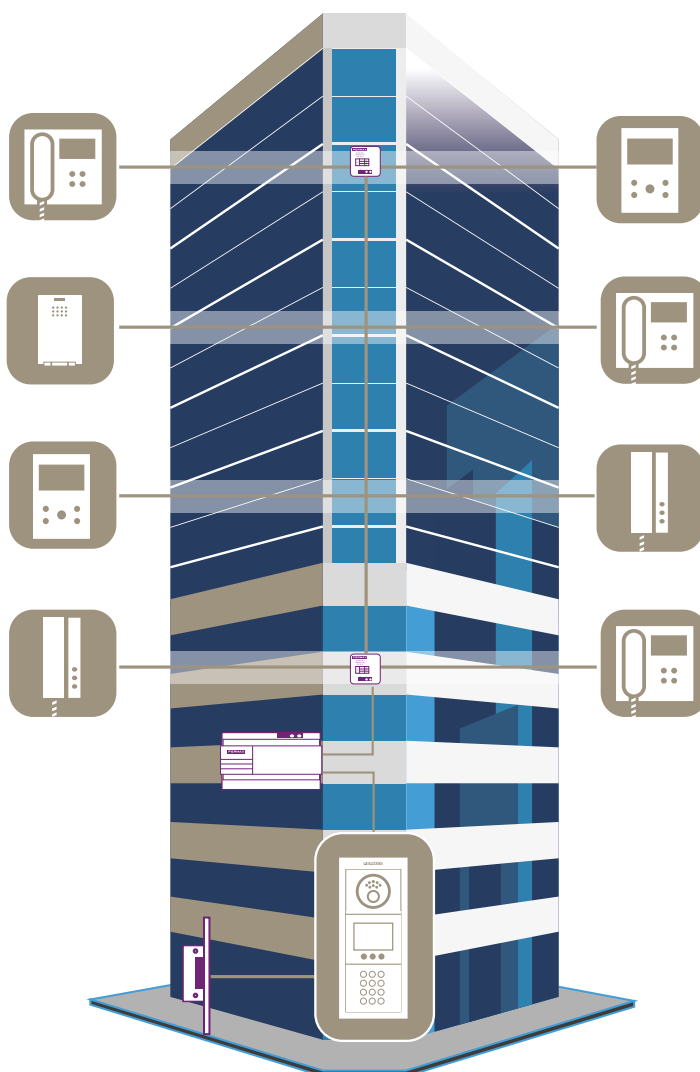


4. Installation devices



SIMPLE INSTALLATION (1 Building)

LESS COMPONENTS REQUIRED FOR INSTALLATION.
NO FLOOR DISTRIBUTORS. NO DECODERS. NO SWITCHERS



The only materials required are:

- Panel
- Power Supply
- Monitors and telephones
- Line adaptors

Apartments are easily connected at each level using simple terminal strips.

NOTE: Depending on the type and condition of cable and distances, additional regenerators, decoders or power supply might be required.

Easy to install, program and maintain. Save time during the installation and maintenance. Judge for yourself!

Power supply and Adaptors

For most common cases

In the most common installations, DUOX PLUS does not require any installation devices other than the power supply and a pair of line adaptors per riser. The maximum number of monitors that can be connected to each power supply ref. 4825 depends on the installation topology, cable type and monitor model, as shown in the tables below.



ref.3255



ref.4825

3255	DUOX PLUS LINE ADAPTOR
Necessary at the beginning and the end of every riser.	
4825	POWER SUPPLY + FILTER 24VDC-2.5A DIN10

TERMINAL CONSUMPTION TABLE PER POWER SUPPLY IN DISTRIBUTION (6 PER FLOOR)

	NO WIFI			WIFI		
	VEO	VEO-XS	VEO-XL	VEO	VEO-XS	VEO-XL
1.0mm	40	40	34	28	28	24
0.5mm²	40	38	30	24	24	18
0.2mm²	32	26	20	18	18	12

TERMINAL CONSUMPTION TABLE PER POWER SUPPLY IN CASCADE

	NO WIFI			WIFI		
	VEO	VEO-XS	VEO-XL	VEO	VEO-XS	VEO-XL
1.0mm	40	38	30	26	22	20
0.5mm²	32	28	22	20	18	14
0.2mm²	16	14	10	12	10	8

For specific cases



ref.4840



ref.3289



ref.4802



ref.4800

4840	POWER SUPPLY DIN-6 100-240VAC/24VDC-2A
To be used exclusively with the filter ref. 3289 or with the 2-way regenerator ref. 3269.	
3289	DUOX PLUS FILTER 24VDC
In case the ref. 4825 cannot be installed due to lack of space. This filter can be used only with 24Vdc power supply (ref. 4840). Do not use it with 18Vdc power supply.	
4802	POWER SUPPLY DIN4 230VAC 12VAC/1A
12Vac for altern current lock release.	
4800	POWER SUPPLY DIN4 230VAC 12VAC/1,5A
12Vac for altern current lock release.	

Lock Release



UNIVERSAL DOOR LOCK RELEASE

29588	LOCK RELEASE 300N-412-S MAX
67501	UNIV. LOCK RELEASE 990N-P22 MAX 10-24VAC/DC

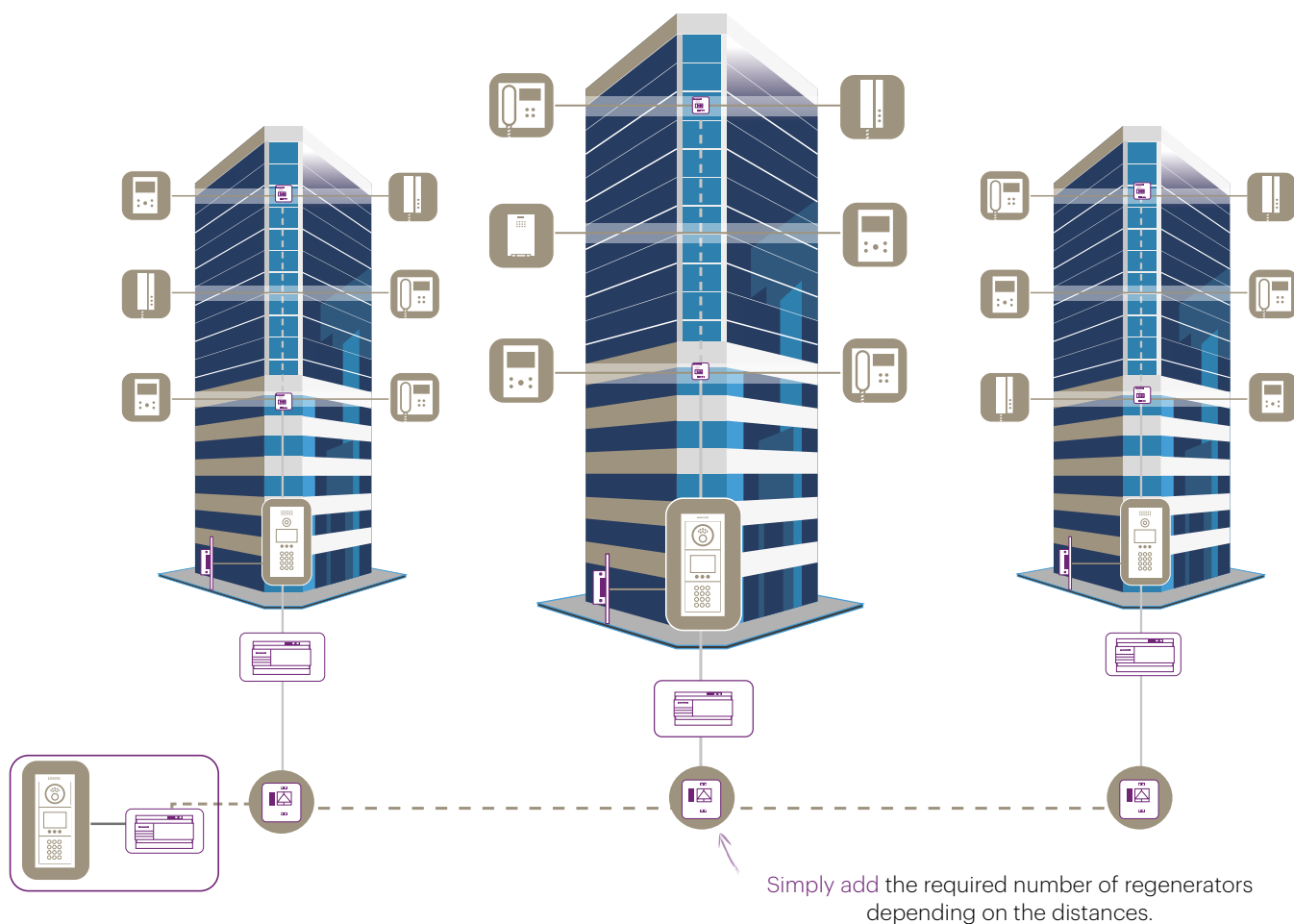
UNIVERSAL ELECTRIC STRIKE

6750	UNIV. ELECTRIC STRIKE 990N MAX 10-24VAC/DC
6752	UNIV. ELECTRIC STRIKE 990A MAX 12-24VAC/DC

Note: If other models of door lock release are used and their power consumption is greater than 250mA, an additional separate power supply must be used.

EXTENDED INSTALLATION (multiple buildings or longer distances)

FOR ALL KINDS OF PROJECTS WITH LONGER DISTANCES, VERTICAL STRUCTURES OR HORIZONTAL INSTALLATIONS



DUOX PLUS allows you to push the boundaries of digital technology.

Thanks to the digitalisation of the system, it can now be used in all kinds of installations. The more complex the installation is, the more powerful DUOX PLUS will be. Regenerators and decoders are the only elements to be added for large installations or long distances.

Regenerators and Decoders

Regenerators and decoders take scalability to the next level. No installation, no matter how large, can resist DUOX PLUS.



ref.3269



ref.3268



ref.9419



ref.9425

WHEN IS IT RECOMMENDED TO INSTALL THE SMART DECODER?

- When we have to install more than 6 terminals per floor in the building.
- When the distance between the terminals and the riser is greater than 25 metres or when this distance is unknown.
- When different types of wires are mixed in the same installation or all the cables go to the same point.

REGENERATORS

It allows to regenerate and amplify the signal in both ways, as well as amplify distances and number of indoor terminals. Moreover, the connected sections to input and output protect against short-circuit, charge and signal reflections mutually. Maximum 5 units in cascade. Up to 99 if connected in parallel.

3269 2/W DUOX PLUS REGENERATOR

It has 1 input and 2 outputs. By having 2 outputs (also isolated from each other) it enables the number of risers to be increased. Requires 24Vdc power supply without filter (ref. 4840). For more information: <https://fermax.com/intl-en/documents>

3268 1/W DUOX PLUS DUAL REGENERATOR

It has 1 input and 1 output. As per factory default settings, electrical energy does not flow, but this can be configured via a dipswitch so that the data (which regenerates) as well as the power supply can pass through. That way there is no need to always install a power supply at the output. The number of devices that can be fed at the output without an additional power supply units will depend on the power that reaches the regenerator. For more information: <https://fermax.com/intl-en/documents>

	3269	3268
Number of inputs	1	1
Number of outputs	2	1
Regenerates	YES	YES
Isolates	YES	YES
Incorporates power supply filter	YES	NO
Additional conversation channel per riser	NO	YES

(in multichannel mode)

DECODERS

9419 10/W DUOX PLUS DECODER/ISOLATOR

10-outputs floor decoder. One output per home, allowing up to 3 terminals (monitors/telephones) per home. Multiple decoders can be installed on each floor. Each output allows to increase the diversion distances on a floor up to 100 m.

In the event of a malfunction (short circuit) of any of the decoder's outputs, both the input DUOX PLUS bus and the rest of the outputs will continue to operate normally. In addition, when a short-circuit occurs on an output, the red LED associated with the output will light up, indicating the output on which the fault has occurred.

It is not necessary to enter a house to program the address of the terminal since the decoder includes a group of microswitches (dipswitches) to program the addresses of each of its outputs (sequential programming). Also, the decoder addresses can be programmed non-sequentially (open programming).

The decoder is powered directly from the DUOX PLUS bus. With DIN10 rail mounting and removable terminal strips for easy wiring and installation.

9425 4/W DUOX PLUS DECODER/ISOLATOR

Same as ref. 9419 but this is a 4-outputs floor decoder (DIN4) and the terminal strips are not removable.

DIN 6 rail mounting (including lateral fixing brackets for screws, width 106 mm). If the lateral fixing brackets for screws are removed, the width is 89 mm (DIN 5).

ADDITIONAL FUNCTIONS

MORE SECURITY

Add IP cameras to monitor specific areas of the building

Bring security to all your installations!



9453 IP/DUOX PLUS INTERFACE+CAMERA KIT

It includes the IP/DUOX PLUS camera interface (ref.9454) and the IP camera (ref.9985) already pre-configured for the most common case of an outdoor panel and an additional camera. It also includes the camera power supply (ref.9982) and its adapter (ref.9984).

IMPORTANT: Check compatibility with the technical department.



9454 IP/DUOX PLUS CAMERA INTERFACE

Allows the integration of IP video CCTV cameras into a DUOX PLUS installation. It transforms the IP video signal (standard RTSP) into a DUOX PLUS signal that is connected directly to the DUOX PLUS bus.


- Generally, one interface will be required for each camera installed in the DUOX PLUS installation. However, in the particular case of 2 cameras in the same block, up to 2 cameras can be configured on the same interface (in this case a PoE switch is required).

- Each camera will be powered externally with its additional power supply (ref. 9982+ref. 9984) or via a PoE switch.

- The interface is powered directly from the DUOX PLUS bus.

An outdoor panel can be associated to the interface, so that, while the IP camera is being viewed, it is possible to activate the opening of this panel.

IMPORTANT: Check compatibility with the technical department.



9985 PERIPHERAL IP DOME CAMERA

IP minidome camera (ceiling mount), 2MP resolution, 2.8mm fixed lens, IR LEDs, 30m range.

9982 POWER SUPPLY PERIPHERAL CCTV CAMERA

Power supply for analogue or IP auxiliary cameras.

9984 POWER ADAPTOR PERIPHERAL CCTV CAMERA

Power adapter, with a jack plug to connect the power supply to the camera.

1586 4 POE PORTS SWITCH



ref.9985



ref.1586

MORE FUNCTIONS

Activate a second gate, garden gate, or garage entrance door with DUOX PLUS relays that connect directly to the system bus, without additional wiring



ref.3233

3233 DUOX PLUS BASIC RELAY

Basic functions. Allows you to activate an additional function from F1 or F2 of the DUOX PLUS terminals, without additional wiring. The relay can also be activated by the call or by activating the lock release. It can be connected at any point of the bus.

DIN 6 rail mounting (including lateral fixing brackets for screws, width 106 mm). If the lateral fixing brackets for screws are removed, the width is 89 mm (DIN 5).




ref.3267

3267 DUOX PLUS RELAY MODULE

Advanced functions. Allows you to pair 2 relays, 1 as a transmitter and other as a receiver, to perform remote activations. An address can be programmed with the address assistance (001-999) using the DUOX PLUS Programmer ref. 3254 via the relay's telephone connector.

DIN 6 rail mounting (including lateral fixing brackets for screws, width 106 mm). If the lateral fixing brackets for screws are removed, the width is 89 mm (DIN 5).



ref.2040

CALL ACCESSORIES

2040 ELECTRONIC CALL EXTENSION BELL

CABLES



ref.5925

5925 DUOX PLUS PARALLEL CABLE 2x1mm2

TESTER



ref.9404

9404 DUOX PLUS TESTER

The DUOX PLUS Tester is the ideal tool for the installer. It is used to assess the operation of each outdoor panel with the DUOX PLUS terminals in an installation, without the need to enter the apartments.

A test is initiated from a panel to one or more terminals and the operation of that panel with those terminals is checked.

This action is performed from a user interface on a web browser. From a mobile phone, tablet or computer we can connect to the installation through the WiFi generated by the TESTER DUOX PLUS.

DIN 6 rail mounting (including lateral fixing brackets for screws, width 106 mm). If the lateral fixing brackets for screws are removed, the width is 89 mm (DIN 5).

DUOX PLUS VIDEO. SKYLINE PANEL/VEO WIFI AND VEO-XS WIFI MONITOR



SKYLINE PANEL	FRAME 3V	FLUSH BOX	FRAME 4V	FLUSH BOX	FLUSH BOX	FLUSH BOX	FLUSH BOX	FLUSH BOX	FLUSH BOX	FLUSH BOX	FLUSH BOX	8V	FLUSH BOX	JOINING BOLTS	AMRLE MODULE	PUSHBUTTON MODULES	BLANK MODULES	POWER SUPPLY	LINE ADAPTOR	RESERVE RATOR	VEO-XS MON. + CONNECT	VEO-XS MON. + CONNECT		
No. SERIES	ref. 7333	ref. 8854	ref. 7334	ref. 8855	ref. 7335	ref. 8856	ref. 7336	ref. 8857	ref. 7337	ref. 8858	ref. 7338	ref. 8882	ref. 8829	ref. 2541	ref. 73911	ref. 201	ref. 202	ref. 204	ref. 2V	ref. 3255	ref. 3268	ref. 9446	ref. 9447	ref. 9449
APAL																								
2	S4	1	1												1	1				1	2	2	2	2
4	S4	1	1												1	1				1	2	4	4	4
6	S5			1	1										1	1				1	2	6	6	6
8	S5			1	1										1	1				1	2	8	8	8
10	S6				1	1									1	1				1	2	10	10	10
12	S6				1	1									1	1				1	2	12	12	12
14	S7						1	1							1	1				1	2	14	14	14
16	S7						1	1							1	1				1	2	16	16	16
18	S8								1	1					1	1				1	2	18	18	18
20	S8								1	1					1	1				1	2	20	20	20
22	S9										1	1			1	1				1	2	22	22	22
24	S9										1	1			1	1				1	2	24	24	24
24	S5			2	2									1	1					1	2	24	24	24
26	S6				2	2								1	1					1	2	26	26	26
28	S6				2	2								1	1					1	2	28	28	28
30	S6				2	2								1	1					1	2	30	30	30
32	S6				2	2								1	1					1	2	32	32	32
32	S7						2	2						1	1					1	2	32	32	32
34	S7						2	2						1	1					1	2	34	34	34
36	S7						2	2						1	1					1	2	36	36	36
38	S7						2	2						1	1					1	2	38	38	38
40	S7						2	2						1	1					1	2	40	40	40

For installations where WiFi and NON-WiFi monitors are combined, in the consumption tables one WiFi monitor is equivalent to 3 NON-WiFi monitors. This table has been configured based on 1mm² multi-wire parallel cable and floor distribution.

DUOX PLUS VIDEO. SKYLINE PANEL/VEO AND VEO-XS MONITOR

SKYLINE PANEL	FRAME 3V	FLUSH BOX	FRAME 4V	FRAME 5V	FLUSH BOX	FRAME 6V	FLUSH BOX	FRAME 7V	FLUSH BOX	FRAME 8V	FLUSH BOX	JOINING BOLTS	CABLE MODULE	AMPLIF. MODULE	PUSHBUTTON MODULES	BLANK MODULES	POWER SUPPLY + FILTER	LINE ADAPTOR	REGENERATOR	VEO MONIT. + CONNECT	VEO-XS MON. + CONNECT		
No. SERIES	ref. 7333	ref. 8854	ref. 7334	ref. 8855	ref. 7335	ref. 8856	ref. 7336	ref. 8857	ref. 7337	ref. 8858	ref. 7338	ref. 8829	ref. 2541	ref. 7391	ref. 201	ref. 202	ref. 204	ref. 3255	ref. 3268	ref. 9445	ref. 9447	ref. 9448	ref. 9447
2 S4	1	1												1	1		1	2		2	2	2	2
4 S4	1													1	1		1	2		4	4	4	4
6 S5			1	1										1	1		1	2		6	6	6	6
8 S5			1	1										1	1		1	2		8	8	8	8
10 S6				1	1									1	1		1	2		10	10	10	10
12 S6				1	1									1	1		1	2		12	12	12	12
14 S7					1	1								1	1		1	2		14	14	14	14
16 S7					1	1								1	1		1	2		16	16	16	16
18 S8						1	1							1	1		1	2		18	18	18	18
20 S8						1	1							1	1		1	2		20	20	20	20
22 S9										1	1			1	1		1	2		22	22	22	22
24 S9										1	1			1	1		1	2		24	24	24	24
24 S5		2	2									1	1	1	1		1	2		24	24	24	24
26 S6					2	2						1	1	1	1		1	2		26	26	26	26
28 S6					2	2						1	1	1	1		1	2		28	28	28	28
30 S6					2	2						1	1	1	1		1	2		30	30	30	30
32 S6					2	2						1	1	1	1		1	2		32	32	32	32
32 S7						2	2					1	1	1	1		1	2		32	32	32	32
34 S7						2	2					1	1	1	1		1	2		34	34	34	34
36 S7						2	2					1	1	1	1		1	2		36	36	36	36
38 S7						2	2					1	1	1	1		1	2		38	38	38	38
40 S7						2	2					1	1	1	1		1	2		40	40	40	40

This table has been configured assuming 1mm2 multi-core parallel cable and floor distribution.

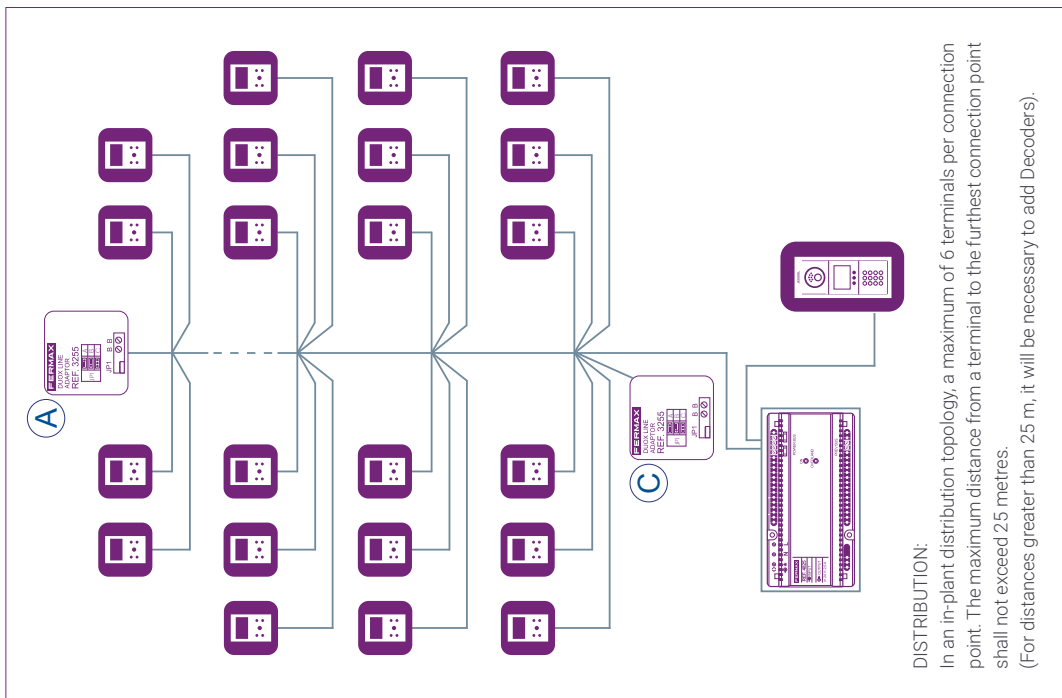


MAXIMUM DISTANCE FROM THE OUTDOOR PANEL TO THE FIRST CONNECTION POINT

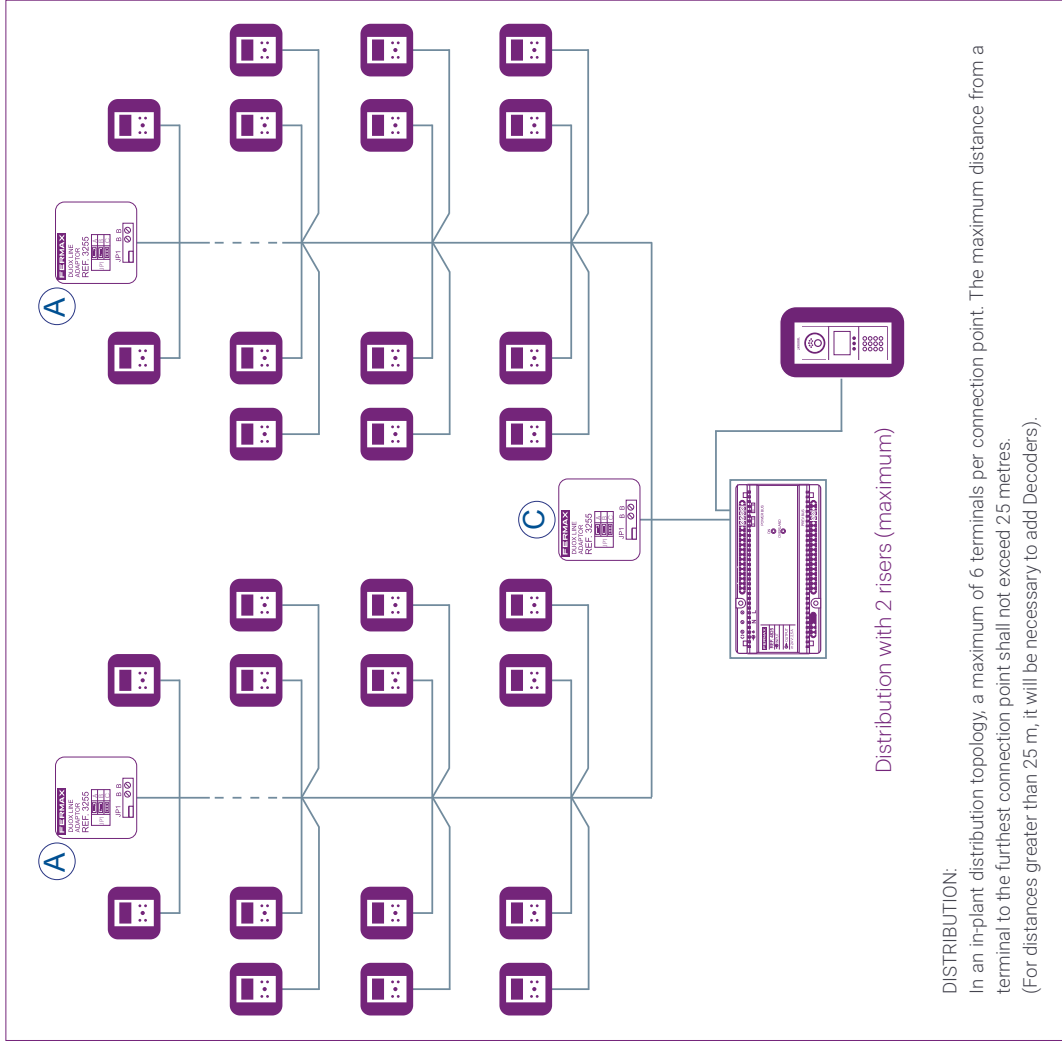
Cascade 1 riser	Cascade 2-4 risers	Star	Distribution 1 riser	Distribution 2 risers
55 m	25 m	30 m	55 m	35 m

For more information about DUOX PLUS, see the technical books available at: <https://fermax.com/intl-en/documents>

Distance between connection points: A minimum distance of 3 metres between different connection points is always recommended.

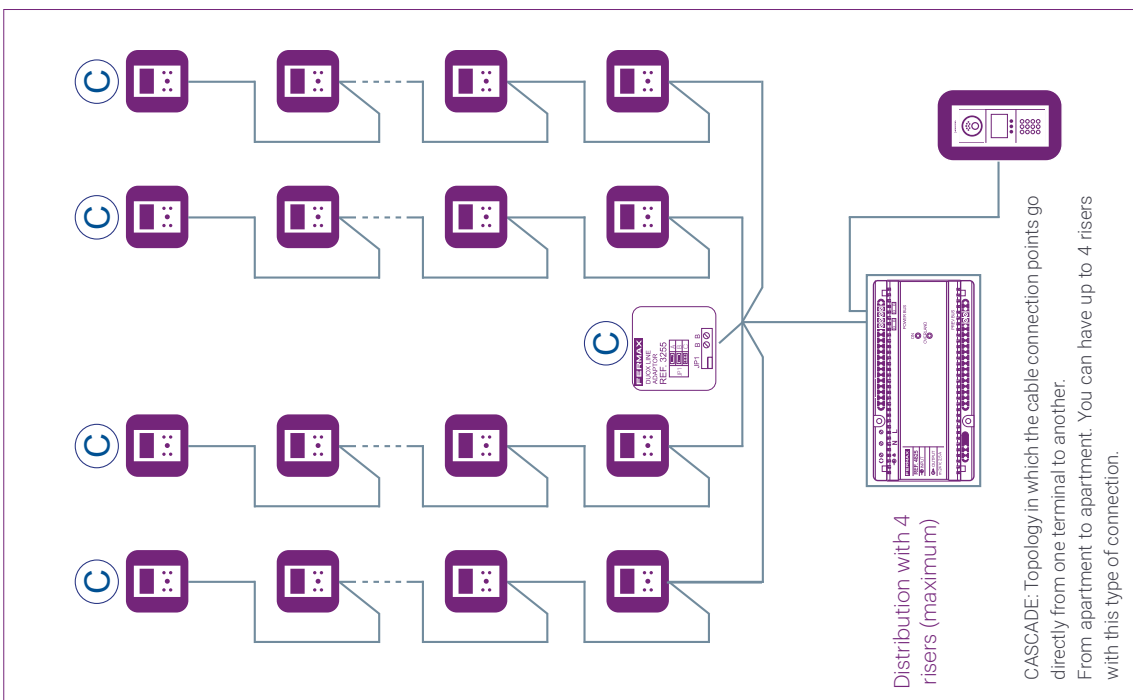
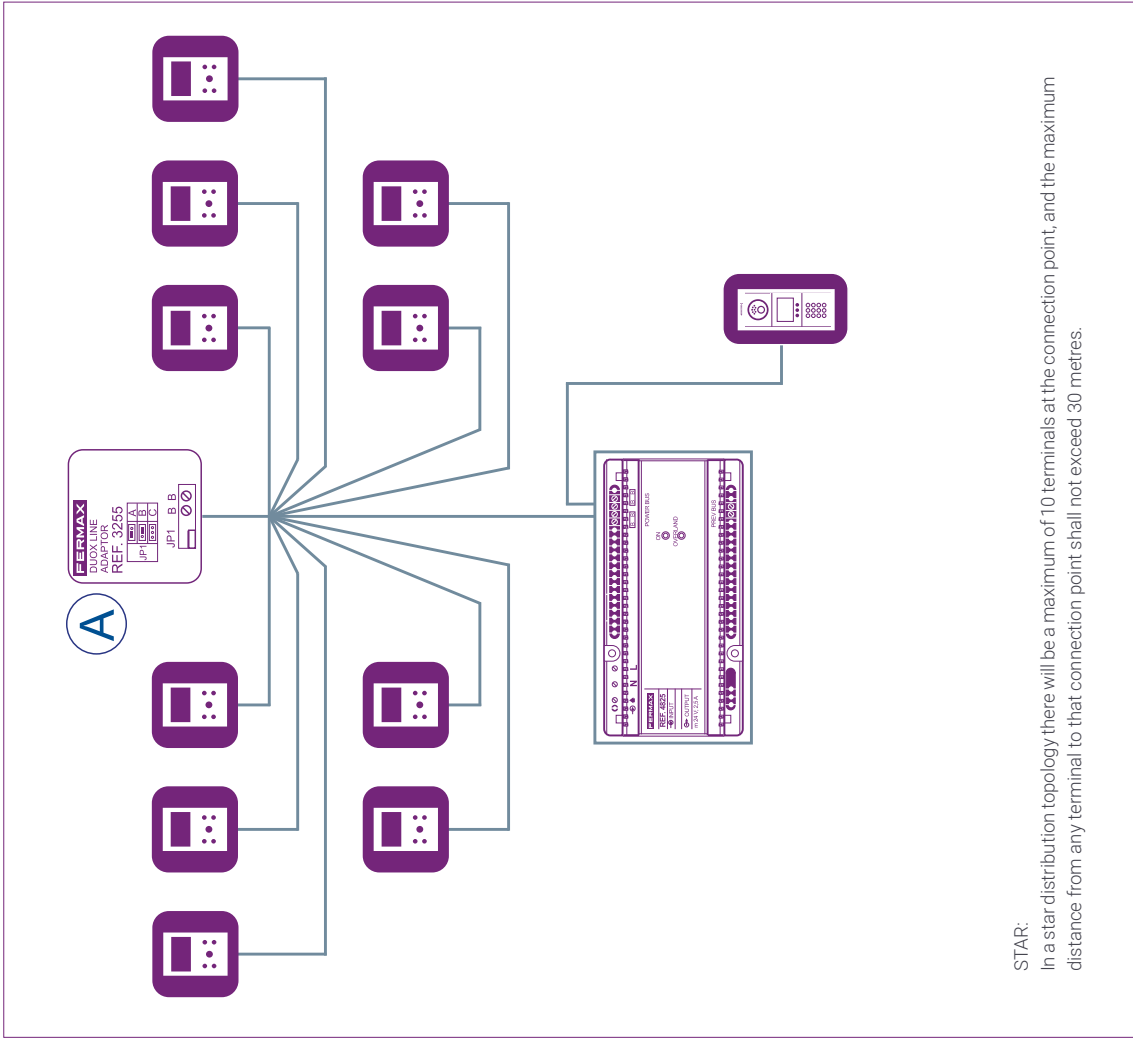


DISTRIBUTION:
In an in-plant distribution topology, a maximum of 6 terminals per connection point. The maximum distance from a terminal to the furthest connection point shall not exceed 25 metres.
(For distances greater than 25 m, it will be necessary to add Decoders).




DISTRIBUTION:
In an in-plant distribution topology, a maximum of 6 terminals per connection point. The maximum distance from a terminal to the furthest connection point shall not exceed 25 metres.
(For distances greater than 25 m, it will be necessary to add Decoders).

IMPORTANT: it is recommended to power the electric lock release independently, whenever possible. It is also essential for AC electric strikes, for which the power supply ref. 4802 o ref. 4800 is recommended. If you wish to install a 12Vdc electric lock release without an additional power supply, we recommend the low consumption Fermax model ref. 29588.



IMPORTANT: it is recommended to power the electric lock release independently, whenever possible. It is also essential for AC electric strikes, for which the power supply ref. 4802 or ref. 4800 is recommended. If you wish to install a 12Vdc electric lock release without an additional power supply, we recommend the low consumption Fermax model ref. 29588.





IP

MEET 100% IP system based on point-to-point infrastructure

SIP system: advanced and versatile solution that has been designed for the integration of the video door entry system with IP telephony systems.

MEET

FEEL NO LIMITS **FERMAX** IP

THE 100% IP SYSTEM BASED ON POINT-TO-POINT INFRASTRUCTURE



MEET does not require central units or servers.



It offers a secure system that allows the integration of access control, CCTV and alarm functions.



HD video quality and digital audio which ensure high quality communication.



The system is made up of digital panels, one-button panels, touch screen monitors, guard unit stations and various accessories.



It allows the installer to define the IP range and thus facilitate the control of the networks.



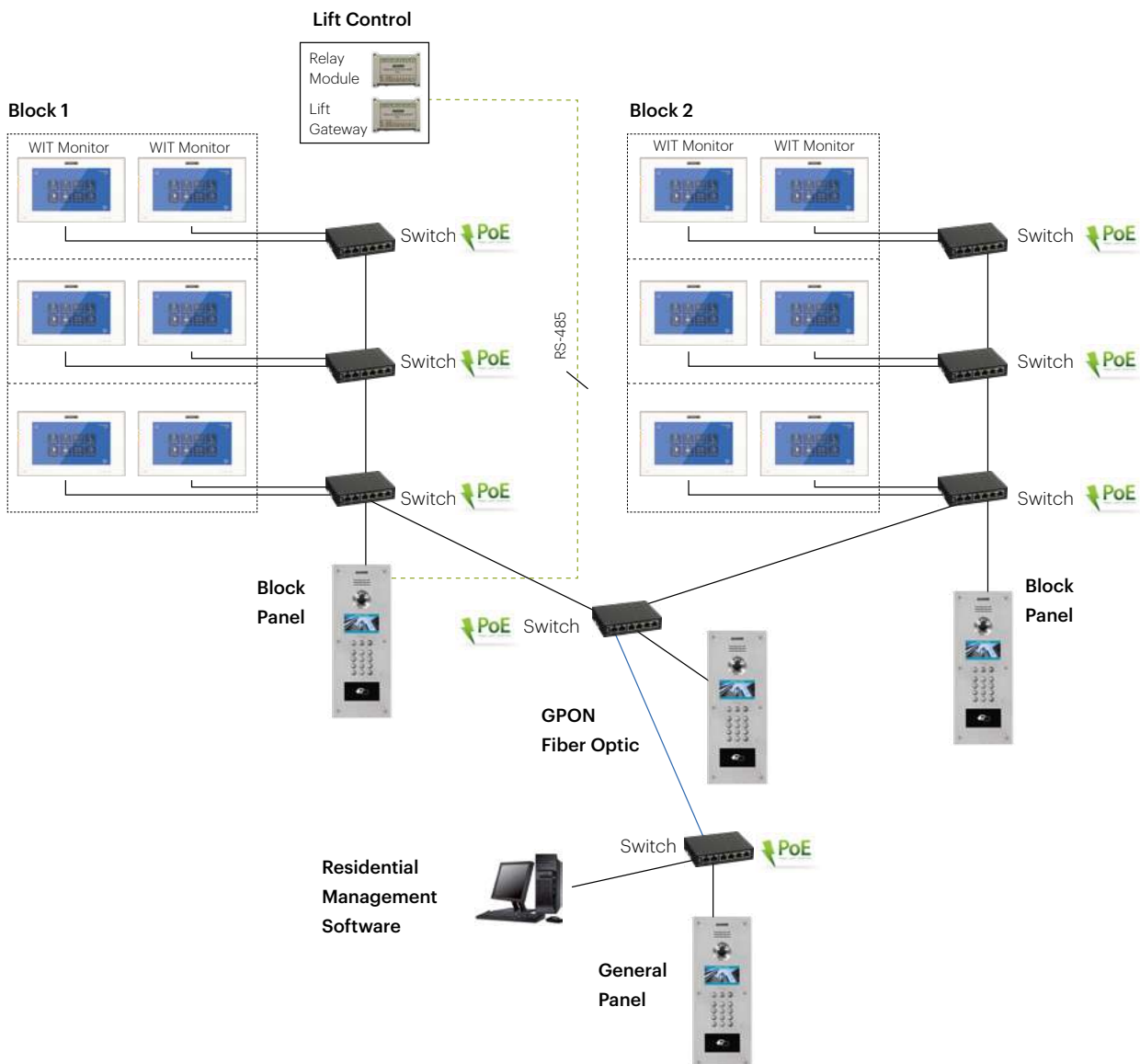
Lift management is also controlled to ensure maximum user comfort.



FERMAX MEET system is a **100% IP technology based on a Point-to-Point infrastructure**, highly efficient, flexible and powerful.

MEET allows the installer to freely assign **the range of IP addresses according to the needs of each project**, and thus facilitate the control of the networks.

The devices communicate directly, so MEET **does not require central units or servers** which could compromise the availability of the system in the event of an unforeseen error.



Monitors

LICENCE

MEET ME
ref. 1496



NEO 7"

WHITE
ref. 14501



WIT 7"

WHITE/BLACK
ref. 14721 / 14723



WIT 10"

WHITE/BLACK
ref. 14831 / 14833



	7"		10"
	1 x RJ45		2 x RJ45
	PoE Capacitive touch screen Alarm inputs MEET ME call forwarding licence included		
	800 x 480px	1024 x 600px	
	Doorbell function (video)	APPs installation Metallic frame Doorbell function (video)	

Panels

1/W MILO

ref. 9533 / 9534 / 953303



MILO

ref. 9531 / 9532



MARINE

ref. 1455



KIN

ref. 1445



	TFT 4.3" colour		10" capacitive touch screen
IP54 1 pushbutton	Aluminium + PMMA IP54 Capacitive touch or mechanical keypad	Vandal-proof IP54 IK09 Stainless steel 316L	IP54
12Vdc power supply or POE	12Vdc power supply	PoE o 12Vdc power supply	
Proximity reader MIFARE optional	Proximity reader MIFARE integrated		
	Wiegand connection - Facial Recognition Up to 4 additional auxiliary IP cameras during conversation Lift control		
		Directory function - Mapping call Whitelist - Guest PIN codes	
Pushbutton	Numeric keypad		Alphanumeric call

1. OUTDOOR PANEL

KIN

KIN has a 10" capacitive touch screen and a graphite grey finish at the forefront of design, in addition to having hidden screws and a hidden speaker, with side grille.

ELECTRONIC DIRECTORY

Home selection is easy: simply access the electronic directory to quickly search for the apartment you want to call. Navigating through user names is practical and accurate, making it possible to find the resident by choosing the first letter of the alphabet or just browsing the directory up and down.

CUSTOMIZABLE TOUCH SCREEN

The user interface is dynamically adapted to the user's needs, guiding the visitor through the process and creating a pleasant user experience. All this thanks to the capacitive touch screen of the KIN panel, which incorporates a high resolution display (1024x600).

1.2Mpx COLOUR HD CAMERA

The camera has a high-definition image, providing excellent video quality. The camera is equipped with LED lighting for low light conditions. It is possible to send video stream directly from the panel to an IP CCTV security NVR using RTSP stream.

ALPHANUMERIC CALL

Thanks to its display it is possible to call through alphanumeric codes from A to H, such as 7B or 121F.

PROXIMITY READER*

In addition to offering great security features with the MIFARE proximity reader, the KIN panel supports integration of third-party readers such as HID and Wiegand.

FACE RECOGNITION*

It is possible to open the door and call the lift using the KIN face recognition system, allowing residents to access the condominium building quickly, and providing greater security and comfort to the system.



* For the configuration of proximity cards and facial recognition, it is required the residential management SW and the key ref.9540.

1445	KIN TOUCH PANEL MEET
Panel: 185x405x50 mm	
1449	KIN PANEL FLUSH BOX MEET
Panel: 170x382x58 mm	
95161	KIN PANEL SURFACE BOX MEET ALUMINIUM
Panel: 189x413x64.5-110 mm. Steel can be ordered as a special option	
9513	KIN PANEL STEEL HOOD MEET

MILO

Mechanical and capacitive keypads, two different designs for smooth and precise use to meet different customers' requirements.

LCD DISPLAY. DIGITAL VERSION

High contrast 4,3" TFT display module.

The display shows the communication status: calling, busy, etc.

HD COLOUR CAMERA OF 1.2 MPX

The camera provides a high definition picture reverting in an excellent video quality.

The camera is equipped with LED lighting for low-light conditions. Additional video output RTSP IP.

HIGH PROTECTION DIGITAL KEYPAD

Backlighting keypad allows to dial in poor light conditions.

Its compact design guarantees reliability and resistance in any environment. IP54.

FACE RECOGNITION*

It is possible to open the door by face recognition, enabling the opening to the residents in the community and increasing the safety and comfort of the system. (Not available in MILO 1/W).

PROXIMITY ACCESS CONTROL*

MIFARE proximity access control reader included. Access can be granted to users reinforcing the security of the building.

It also allows to connect a third-party reader directly to the panel or receive the information from the card through the Wiegand output to integrate it into external controllers (digital panel).

* For the configuration of proximity cards and facial recognition, it is required the residential management SW and the key ref.9540.



IP Protection 54
Panel: 155(W) x 380(H) x 48(D)mm
*12Vdc Power Supply required.




ref.9533



ref.9534



ref.953303



ref.9535



ref.9531



ref.9532



ref.9536

9531	MILO DIGITAL VIDEO PANEL MEET
9532	MILO TOUCH VIDEO PANEL MEET
Panel: 155x380x48mm. 1.2 Mpx	
9536	DIRECTORY MILO PANEL MEET
Flush box 143x357x58mm. Flush box not included	
9542	MILO PANEL FLUSH BOX- L MEET
Flush box 143x357x58mm	
95171	MILO DIGITAL PANEL SURF BOX MEET ALUMI
Box: 160x387x66-108mm	
95181	1/W MILO PANEL SURFACE BOX MEET ALUM
Box: 123x190x66-106mm. Steel can be ordered as a special option	

9512	MILO DIGITAL PANEL STEEL HOOD
9533	1/W MILO VIDEO PANEL MEET POE
9534	1/W MILO VIDEO PANEL WITH PROX MEET POE
9511	1/W MILO PANEL HOOD MEET
953303	1/W MILO VIDEO BLACK PANEL MEET POE
Panel: 118x183x49mm. 1 Mpx	
9535	MEET PROXIMITY READER
Panel: 118x183x49mm.	
9543	MEET PANEL FLUSH - S
Flush box: 105x172.5x63mm	
14591	MEET FLUSH BOX JOINING BOLTS SET
Separation between flush boxes: 14mm	



MARINE panel



MARINE ELITE panels



Colour



Dimensions



MARINE

IP54 IK09



The resistance of the stainless steel combined with the Fermax technology and design. The MARINE MEET outdoor panel is the Fermax vandal-proof audio and video door entry panel. Made in **stainless steel 316L, 3mm-thick**. It is a highly resistant panel due to its excellent quality in terms of both materials and production and assembly process.

MAXIMUM RESISTANCE

This video door entry panel is recommended for projects where the high level of security is required or in places with extreme weather conditions. All this thanks to its compact design and sealing that guarantees reliability and resistance against external factors **IP54 and the IK09** impact resistant rating.

MARINE is a video door entry solution that resists the wet and corrosive climates and extreme temperatures of -40°C, +70°C.

1.3 Mpx HD CAMERA

The camera provides a high definition image reverting in an excellent video quality. The camera is equipped with LED lighting for low-light conditions. Additional video output RTSP IP.

ADAPTED TO ALL

It includes a wide-angle camera with horizontal vision angle **128° and vertical 70°**. This facilitates the installation and use of the panel in the event of visitors in wheelchairs.

It is engraved with **Braille** which allows you to identify the call key via engraving on the panel surface.

SECURITY AS STANDARD*

Multiple possibilities of secure access to the building:

Face recognition with cutting-edge technology. MIFARE technology Proximity Reader or Pin Code access, controlled by the panel or sent to an external controller that validates the access.

DISPLAY MODULE WITH DIRECTORY

Welcome logo or on-screen information useful for visitors. Thanks to the electronic directory you can search for any name or apartment that you wish to call.

* For the configuration of proximity cards and facial recognition, it is required the residential management SW and the key ref.9540.

1455	MARINE DIGITAL VIDEO PANEL MEET
155x 410x 49mm	
1456	MARINE DIRECTORY PANEL MEET
155x410x49mm. Flush box not included	
1459	MARINE PANEL FLUSH BOX MEET
141x394x60mm	

1457	MARINE PANEL STEEL HOOD
1458	MARINE PANEL SURFACE BOX STEEL MEET
159x412x63.5mm	
14591	MEET FLUSH BOX JOINING BOLTS SET
Separation between flush boxes: 14mm	



FERMAX has a laser-cut machining line for stainless steel panels. This process allows us to offer complete flexibility when it comes to making the MARINE panel required with optimal delivery time for the customised panel.

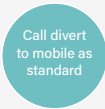
The MARINE ELITE panels are available in several colours (indicate the desired RAL when ordering your panel).

31729	MEET MARINE ELITE PANEL
The following variants are available on request:	
<ul style="list-style-type: none"> • Panel with special dimensions. • Integration of access control modules. 	
Only in digital version.	

4579	MARINE ELITE RAINHOOD
4580	MARINE ELITE FLUSH BOX
4581	MARINE ELITE SURFACE BOX (WITH HOOD)

2. Monitors

wit



Metallic frame of great robustness

7" and 10" touch screen.

Available in black and white.

Android 10 operating system.

Apps installation.*

Home automation integration.

Call divert to mobile.

CCTV IP cameras visualisation.

WIT allows the **home automation management screen to be always displayed** and becomes the control centre of the smart home. If a call is received from the video door entry system, a preview of the caller's video is automatically displayed. As soon as the call ends, the monitor returns to the main screen.

Compatibility with home automation systems and **third-party solutions by uploading apps*** on the monitor for the management of home automation systems, climate control, etc.

Users can also **answer video door entry calls from the mobile phone** thanks to the MEET ME call divert app, a service that comes as standard with the monitor at no extra cost.

14721	7" WIT MONITOR PoE WHITE MEET
14723	7" WIT MONITOR PoE BLACK MEET
1 connector RJ-45. Dimensions: 212x132.5x20mm	
14831	10" WIT MONITOR PoE WHITE MEET
14833	10" WIT MONITOR PoE BLACK MEET
2 connectors RJ45. Dimensions: 270x168x20mm.	

*The installation of APPS has to be done by an authorised professional. Apps must be compatible and certified by FERMAX.

1489	10" WIT MONITOR FLUSH BOX MEET
(95411 connector required). Dimensions: 255x155x50mm	
95411	NEO/WIT MONITOR CONNECTOR MEET
Mounting support for the MIO/WIT monitor on the wall. Includes monitor connection cables.	
1485	MONITOR DESKTOP SUPPORT MEET
Compatible with the MEET monitors. Connector ref. 95411 is required for its installation.	

neo



Call divert to mobile as standard



7" TFT capacitive touch screen

Digital audio quality and high definition video.

Intercommunication between the monitors in the same house as well as with other apartments.

The monitor manages 7 alarm zones plus tamper that can be activated or deactivated according to 3 scenarios: DAY, NIGHT and OUT. Alarms are notified to the Guard Unit and management software.

It is possible to activate up to 8 external relays by using the relay module ref.1616.

PoE Power Supply

The **NEO** Monitor is a symbol of modern urban residences represented by its compact and minimalistic design. Cool, elegant and intuitive, NEO is the perfect complement for your dreamed house.

An advanced management monitor, with hands-free communication, digital audio quality and high definition video. Its **7" TFT incorporates a capacitive touch screen** that offers a user-friendly experience by means of graphic icons and notification LEDs (missed calls, messages, do not disturb).

NEO is not only distinguished by its outer elegant simplicity, but also by the most user-friendly menu oriented to residential communication.



14501	NEO 7" MONITOR PoE WHITE MEET
Dimensions 203x129x17,5 mm	
95411	NEO/WIT MONITOR CONNECTOR MEET
Mounting support for the NEO/WIT monitor on the wall. Includes monitor connection cables.	
1485	MONITOR DESKTOP SUPPORT MEET
Compatible with the MEET monitors. Connector ref. 95411 is required for its installation.	

NEO monitor does not allow installation of APPs

3. Integration



MAXIMUM INTEGRATION CAPACITY



HOME AUTOMATION INTEGRATION WITH APPS

Home automation management from the WIT monitors – Compatibility with Android Apps.



SIP INTEGRATION

Integration with telephone systems, software video telephones or desktop telephones. SIP Compatibility.



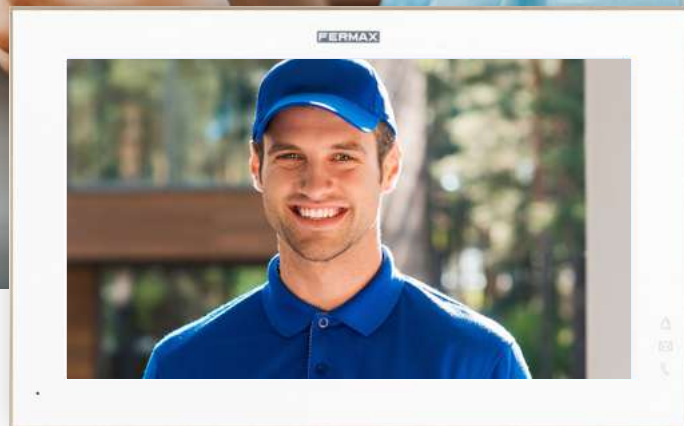
SECURITY INTEGRATION

Compatibility with video surveillance and access control systems via RTSP and Wiegand protocols.



More info: meet.fermax.com

4. Call divert



Call divert to mobile as standard MEET monitors

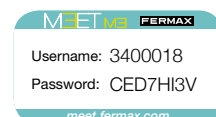
With MEET, you can receive calls on the mobile phone and visualise the visitor before answering. **It comes as a standard option with the monitor** and allows communication with the entrance panels and door opening.

As easy for the user as downloading the **free MEET ME APP on Google Play or the Apple Store**. Just enter the user and password included in the monitor.

No additional devices are required in the installation. Just connect the MEET IP network to the Internet*.

- Up to 8 smartphones in the same apartment.
- Display of additional cameras during call (up to 4) (ref.9985).
- "Do not disturb" mode for app (no need to log out).

* Internet access with enough upload bandwidth is required depending on the network traffic generated by the outdoor panels.



1496 MEET ME CALL FORWARDING LICENCE

This licence comes included as standard with MEET monitors, so it is only necessary when there is no monitor in the house.

5. Guard unit

Ergonomically designed to provide a comfortable use, the MEET Guard Unit integrates a large touch screen for an intuitive interaction.

MEET guard unit is the desktop device that will enable a concierge to communicate with any panel or apartment.

Its 10" touch screen enables the guard unit to receive alarms from monitors and panels. Thanks to its user interface it is possible to review any missed calls and communicate later with the apartment.



Dimensions: 303 x 190 mm

95391 MEET GUARD UNIT

- Call **divert to MEET ME app**.
- Capacitive touch screen panel.
- **Handset or hands-free** audio communication.
- **10"** colour TFT touch screen.
- Audible and visual alarm notifications.
- **It can be integrated with CCTV IP camera** by RTSP (concierge camera) (ref.9985).
- Automatic answering function of panels.

CALL TO APARTMENT

The property management or concierge is able to contact any resident of the community using the guard unit's call to apartment function. The concierge must enter the block number and/or apartment number to call. If an IP camera is connected to the guard unit, a video communication between concierge and apartment is established, otherwise it is only audio communication.

REGISTRO DE LLAMADAS

The concierge can have a clear view of their call history in the CALL LOG interface and browse through the pictures taken.

Maximum number of call logs: 128.

The Guard Unit allows audio and video recording when the call from panel is not answered (additional SD card required).

GUARD TO GUARD CALL

Guards can call each other when needed.

To call a guard unit, the user must enter the guard unit's number.

ALARM LOG

The guard unit provides a quick view of the most recent alarm events. These records can be found at the ALARM LOG interface. Each record includes: date and time, apartment or panel number and triggered alarm zones. Maximum number of records: 450.

The administrator can access to a complete alarm record using the management software.

CAMERA ON

The guard unit can connect to any digital panel and open the video channel when needed by simply entering the panel's number. Once connected the guard can take pictures, open the audio channel, open the door or simply hang up.

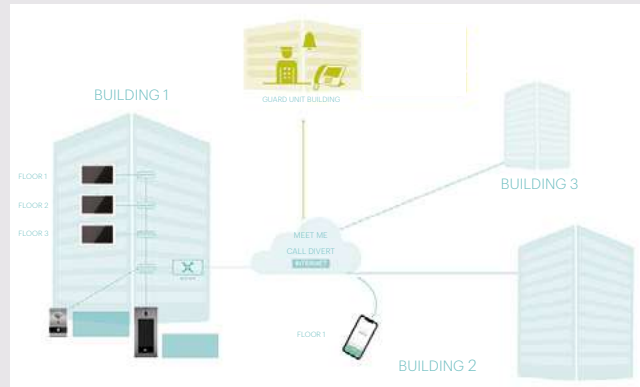
6. Advanced features

GUARD UNIT FOR MULTIPLE APARTMENTS

Different outdoor panels from different buildings can call one or several remote guard units.

These remote guard units can call and connect with the outdoor panels.

It is only necessary to acquire one REF.1496 MEET ME LICENCE per guard unit for its use at the desk concierge. This licence allows the concierge to register on the MEET ME cloud server.



COMPATIBILITY WITH SIP

ANSWER THE CALL FROM A PERSONAL COMPUTER

SIP compatibility allows receiving calls from the outdoor panels on a computer. For this, it is required to have a Voice over IP software, compatible with SIP, installed on a computer, such as LINPHONE. The integration with IVMS software for managing installations is also possible, which incorporates SIP clients such as GENETEC - Sipeia.



© Copyright Belledonne Communications

ANSWER THE CALL FROM A TELEPHONE SYSTEM

In the installations where an IP telephone system compatible with SIP already exists, such as in offices or shopping centres, it will be possible to answer the call from one of the telephones previously installed. Thanks to the SIP compatibility, the FERMALX outdoor panels will be an additional extension to the IP telephone central guard unit and calls from the panels will be received at the terminals assigned in the central guard unit.



GPON OPTICAL FIBER

- Being a 100% IP system, there is no distance limit because it can be installed in fiber optic infrastructures such as GPON.
- The main advantage is that the cost of the network infrastructure is much lower than an Ethernet or conventional active fiber optic network.
- There can be numerous IP services on the same infrastructure such as IP TV, IP voice calls, IP CCTV, etc. As a result, the costs of the infrastructure are shared between several services.







7 ALARM + TAMPER
DETECTION
ZONES



TECHNICAL CAPABILITIES

- 1 Virtually unlimited number of units can run under MEET installation.
- 2 Unlimited distances from end to end of the installation.
- 3 Multichannel for conversations and data flows, with unlimited capacity.
- 4 GPON fiber optic infrastructure compatible.

WIRING

-  CAT5 CABLE
-  FIBER OPTICS*
-  ALARM
-  LIFT

* A converter is required to switch from UTP to FO.



MODERN PROTOCOL

Flexible, quick and adaptable. MEET is a highly efficient peer to peer IP protocol based system. Easy to install, configure and maintain. MEET system's flexible IP addressing eases the network management structure. Decentralised architecture communication structure allowing each terminal to work independently without a need of a centralised server. The system is compatible with GPON networks.

COMPLETE SOLUTION

Communication, alarms, lift control and access control. MEET allows to communicate with the visitor and offer them a safe pass through doors. Its centralised alarm infrastructure provides a 24/7 protection against intrusion and the unexpected. Its complete lift control function allows you to see the lift's status clearly, there is no need to worry that you will miss the lift again.



52750	PROXIMITY CARD MIFARE
52740	PROXIMITY KEY FOB MIFARE
9538	MEET PC DESKTOP PROXIMITY READER
9540	MEET MANAGEMENT SOFTWARE
Registration and deactivation of proximity cards and facial recognition. Events registration. Sending messages to home monitors.	

9546	MEET WIEGAND DOOR CONTROLLER
9545	MEET LIFT CONTROL GATEWAY
1616	10 RELAY MODULE
1490	EXTERNAL DOORLOCK RELAY
It allows the simultaneous activation of a second relay in parallel to the panel or as a secondary relay on 1/W panels.	

1491	4 RELAY PANEL MODULE
Only for digital panels.	

1494	GUEST CODE MODULE
Third party access control integration is required.	

7. Power supply and switcher



4813	POWER SUPPLY DIN6 100-240VAC/12VDC-2A
For non-PoE devices, 1 power supply is required for every 4 devices. It is recommended that each entrance panel and guard unit has its own power supply for the easy of the installation.	

1586	4 PoE PORTS SWITCH + 2 UPLINK PORTS
1587	8 PoE PORTS SWITCH + 2 UPLINK PORTS
1498	12Vdc PoE SPLITTER

NEW

MARINE SIP

by **FERMAX**

MARINE SIP WITH IP TECHNOLOGY, A LEADING SOLUTION IN INTEGRATION AND FUNCTIONALITY

The MARINE SIP panel is an advanced and versatile solution that has been designed for the integration of the video door entry system with IP telephony systems.



ref.1670



ref.1671



ref.1672





ref.1673



ref.1674



ref.1675

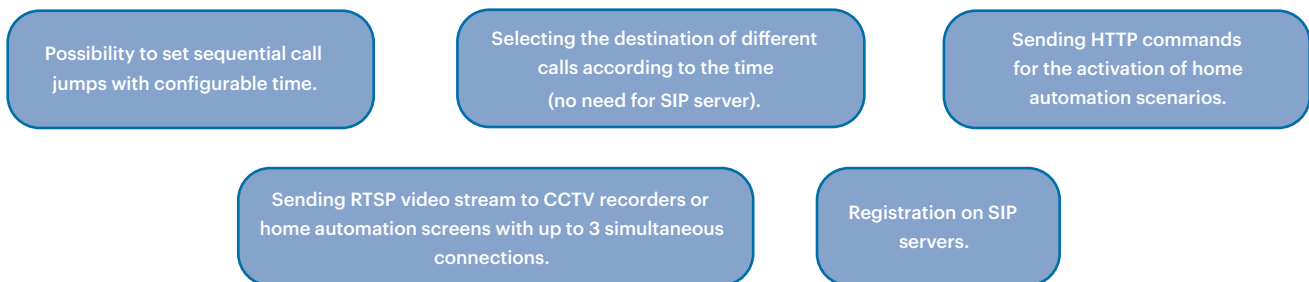


SEAMLESS INTEGRATION AND WIDE COMPATIBILITY

The **MARINE SIP** panel represents a significant step forward in terms of codec and protocol configuration options, enabling greater compatibility of the video door entry system with IP telephony manufacturers.

It works with other **MEET** products, FERMAX's 100% IP video door entry system, such as IP monitors and guard unit, making it the ideal choice for projects where security and communication in residential communities and the business sector are a priority.

AMONG ITS NEW FUNCTIONS, THE FOLLOWING ARE HIGHLIGHTED:



The panel also has connectivity thanks to its compatibility with the MEET ME application, the call divert service from video intercom to mobile phone, providing greater flexibility and control over communications*.

* This function requires an additional MEET ME licence (ref. 1496), not included with the panel.

MARINE SIP Panel

The **MARINE SIP** panel is available in 1 to 5 pushbutton models, with a **high-quality 316L stainless steel finish. PoE powered.**

It also offers various mounting options (flush or surface), depending on the needs and requirements of the specific installation.

With a resistance against **external factors IP65** rating and an **impact resistance IK09** rating, it is particularly robust and has vandal-proof features as standard, which ensures safe and reliable operation.

1670	MARINE SIP PANEL ST1 CP101	Dimensions: 150x180mm
1671	MARINE SIP PANEL ST1 CP201	Dimensions: 150x180mm
1672	MARINE SIP PANEL ST2 CP102	Dimensions: 150x240mm
1673	MARINE SIP PANEL ST2 CP103	Dimensions: 150x240mm
1674	MARINE SIP PANEL ST2 CP202	Dimensions: 150x240mm
1675	MARINE SIP PANEL ST3 CP105	Dimensions: 150x360mm

4641	MARINE ST1 FLUSH BOX	Dimensions: 130x160x55mm
4645	MARINE ST1 SURFACE BOX WITH HOOD	Dimensions: 154x184x96mm
4642	MARINE ST2 FLUSH BOX	Dimensions: 130x220x55mm
4646	MARINE ST2 SURFACE BOX WITH HOOD	Dimensions: 154x244x96mm
4643	MARINE ST3 FLUSH BOX	Dimensions: 130x340x55mm
4647	MARINE ST3 SURFACE BOX WITH HOOD	Dimensions: 154x364x96mm

Power supply for lock release via external power supply.

MARINE ELITE SIP panel

MARINE ELITE SIP offers the possibility of **customisation with any RAL colour or laser engraving**, adapting to the specific needs of each customer and project.

31722 SIP ELITE MARINE PANEL from 1 to 5 pushbuttons







4+N

Analogue door
entry system



4+N Technology

The analogue system uses 4 common wires for the entire installation plus 1 call (or call return) wire per home (4+N).
N is the number of homes.

- It is recommended in small/medium-sized buildings, 7 accesses maximum.
- The AMPLIFIER includes volume potentiometer, both outdoor panel-monitor and monitor-outdoor panel, to adjust the optimal volume.
- It is the most cost-effective and basic solution.

Wiring	4+N
Number max. of homes	Unlimited. As much as call wires
Number max. of outdoor panels	7
Central Unit	No
Maximum distance	Limited. Depends on cable type
Communication privacy outdoor panel-home	No
Indoor terminal programming	Programming of indoor terminal not required
Voice message in amplifier	Only in building amplifiers
Colour camera	No. Only audio.

Available **two models** of amplifiers:

- A) **Kit or Basic Amplifier.**
- B) **Building or Complete Amplifier.**

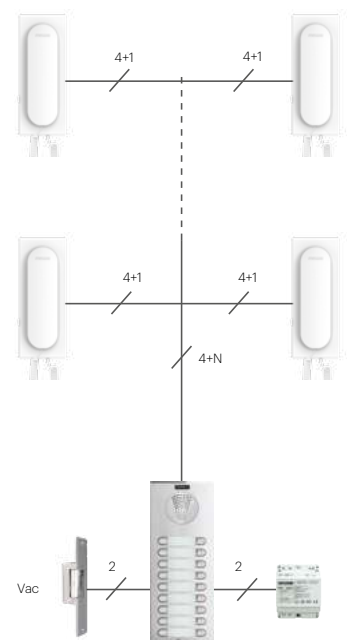
The Basic or Kit model includes:

- 1) Electronic call with standard FERMAX ring tone.
- 2) Illumination connection for pushbuttons and cardholders.
- 3) 4+N terminal strip.
- 4) Potential-free relay for door release connection.
- 5) Audio control on the panel and in the home.

The Complete model, in addition to the functions in the Basic model, includes:

- 1) Possibility of selecting the type of call (electronic or buzzer).
- 2) Possibility of selecting type of installation: FERMAX (parted grounds) or Universal (common ground).
- 3) Voice synthesiser with the message 'The door is open' up to 32 languages.
- 4) Connector for outdoor panels in MDS system.
- 5) Second call tone (Cp2).
- 6) Possibility to connect the One-to-One module (ref.7448) for people with hearing impairment. The One-to-One module with induction loop (ref.7452) is not compatible with the 4+N system.
- 7) In CITYLINE panels, the cardholder lighting is always activated as standard.

In CLASSIC panels, the Complete or Building model, the cardholder is as default without lighting, but the amplifier has a pushbutton which illuminates the cardholders while the button is pressed.



4+N Technology

1. Outdoor panel



SKYLINE consists of **9 different-sized frames** where different modules can easily be fitted. Modules come in 2 sizes, designated V and W. W modules is twice the size of V.

FRAMES



AUDIO



ref.7400 Complete W*
ref.7399 Basic W

DOUBLE PUSHBUTTONS



ref.7369 8 Push. 2x4 W
ref.7370 4 Push. 2x2 V
ref.7374 2 Push. 2x1 V

SINGLE PUSHBUTTONS



ref.7365 4 Push. 1x4 W
ref.7366 2 Push. 1x2 V
ref.7373 1 Push. 1x1 V

INFORMATIVE MODULES



ref.7445 Cardholder W
ref.7444 Cardholder V
ref.7448 OneToOne V

STAND-ALONE ACCESS CONTROL



ref.7438 Direct Keypad W
ref.7440 Proximity V

ACCESSORIES



ref.7443 Complemento Metálico W
ref.7442 Complemento Metálico V

See accessories page 43.

If the configuration requires more than one panel, you will need a connection cable ref.2540 between the panels (1 cable for each additional panel). The flush-mounted boxes must be joined laterally with a set of flush-mounted joining bolts (ref.8829). Select the flush box corresponding to the panel series.

Ref.2540 SKYLINE 4+N 3H CONNECTION CABLE

*Note: Read more about the Complete amplifier functions on the page 88.



cityline by FERMAX

CITYLINE is a monoblock concept panel. It is characterised by its curved profile and distinctive pushbuttons.

There are 9 different panel dimensions called "SERIES", all with the same width but different height and pushbutton capacities.

It is manufactured in a highly weather resistant anodised aluminium profile (IP43 IK7). The pushbuttons and displays are chromed zamak, the amplifier frontal in aluminium and the interior is protected by a stainless steel grid.

The watertight pushbuttons are designed and tested in the most demanding conditions to achieve great durability and reliability.

PUSHBUTTON CITYLINE PANELS

Select the panel according to the number of apartments. In case that several flush boxes of the same size are combined, it will be necessary to use the Joining Bolts Set (ref.8829).

SERIES 1 // Panel: 130x128

Flush box (ref.8851): 115x114x45



ref.70701
1 Push.

ref.70001
2 Push.

SERIES 4 // Panel: 130x199

Flush box (ref.8854): 115x185x45



ref.70731
3 Push.

ref.70741
4 Push.

ref.70031
6 Push.

ref.70041
8 Push.

SERIES 5 // Panel: 130x246

Flush box (ref.8855): 115x233x45



ref.70121
10 Push.

ref.70131
12 Push.

SERIES 6 // Panel: 130x294

Flush box (ref.8856): 115x280x45



ref.70221
14 Push.

ref.70231
16 Push.

SERIES 7 // Panel: 130x341

Flush box (ref.8857): 115x328x45




ref.70321
18 Push.

ref.70331
20 Push.

SERIES 8 // Panel: 130x389

Flush box (ref.8858): 115x375x45



ref.71141
22 Push.

ref.71151
24 Push.



Cityline Classic

Cityline Classic is the range of audio door entry panels for small buildings. It stands out for its design, versatility and curved-convex profile. There are 9 continuous profile series, all of them the same width but with different heights and button capacities.

- The **PANELS** are made of highly weather-resistant anodised aluminium. A cellular rubber waterproof seal, ensures perfect fitting of the panel in the wall, preventing water from getting in.
- The metal **PUSHBUTTONS** have a rounded shape, to keep with the curved profile of the panel. They can be double or single. The amplifier emits a confirmation sound when the button is pressed.
- The **AMPLIFIER** is manufactured in SMD (Surface Mounting Device) and subject to a process of tropicalisation to withstand the most adverse weather conditions. It has: front button for lighting of card-holders, volume controls in both directions for optimum sound level free from feedback, call confirmation sound, voice synthesiser in different languages, etc.

NOTE: These panels include the Complete or Building amplifier. (See page 94 to find out the differences compared to the Basic or Kit amplifier).

SERIES 1 // Panel: 130x128

Flush box (ref.8851): 115x114x45



ref.8500
1 Push.

ref.8501
2 Push.

SERIES 4 // Panel: 130x199

Flush box (ref.8854): 115x185x45



ref.8592
3 Push.

ref.8593
4 Push.

ref.8590
6 Push.

ref.8591
8 Push.

SERIES 5 // Panel: 130x246

Flush box. (ref.8855): 115x233x45



ref.8620
10 Push.

ref.8621
12 Push.

SERIES 6 // Panel: 130x294

Flush box (ref.8856): 115x280x45



ref.8660
14 Push.

ref.8661
16 Push.

SERIES 7 // Panel: 130x341

Flush box (ref.8857): 115x328x45



ref.8700
18 Push.

ref.8701
20 Push.

SERIES 8 // Panel: 130x389

Flush box (ref.8858): 115x375x45



ref.8740
22 Push.

ref.8741
24 Push.

4+N Technology

SKYLINE/CITYLINE/CITYLINE CLASSIC Panel accessories

If several flush-mount panels from the same series are combined, they can be joined laterally with a joining bolts set (ref.8829).

Select the flush box corresponding to the series of the panel.

	FLUSH BOX	CLASSIC SURFACE BOX	SURFACE BOX	HOOD SIMPLE	CITY FRAME SIMPLE
S1	ref.8851 115x114x45	ref.8951 130x128x33	ref.7061 130x128x33	ref.8400 135x130	ref.8251 225x310
S2	ref.8852 115x138x45	ref.8952 130x151x33	ref.7062 130x151x33	ref.8401 135x155	ref.8252 225x310
S3	ref.8853 115x162x45	ref.8953 130x175x33	ref.7063 130x175x33	ref.8402 135x177,5	ref.8253 225x375
S4	ref.8854 115x185x45	ref.8954 130x199x33	ref.7064 130x199x33	ref.8403 135x203	ref.8254 225x375
S5	ref.8855 115x233x45	ref.8955 130x246x33	ref.7065 130x246x33	ref.8404 135x250	ref.8255 225x375
S6	ref.8856 115x280x45	ref.8956 130x294x33	ref.7066 130x294x33	ref.8405 135x300	ref.8256 225x450
S7	ref.8857 115x328x45	ref.8957 130x341x33	ref.7067 130x341x33	ref.8406 135x345	ref.8257 225x450
S8	ref.8858 115x375x45	ref.8958 130x389x33	ref.7068 130x389x33	ref.8407 135x393	ref.8258 225x450
S9	ref.8982 115x420,5x45	ref.8984 130x436,5x33	ref.7069 130x436,5x33	ref.8480 135x440,5	ref.8259 225x495
S10	ref.8983 115x471x45	-	ref.7081 130x486x33	ref.8481 135x488	ref.8264 225x543

2. Telephones



VEO



EXTRA



PALACE



ref.3749



ref.3389



ref.3388

3426 VEO 4+N TELEPHONE

3431 UNIVERSAL VEO TELEPHONE

Dimensions VEO: 82x214x43mm

3394 EXTRA LOFT 4+N TELEPHONE

Dimensions: 85x220x40mm

80447 BASIC CITYMAX TELEPHONE WHITE

8084 PALACE CITYMAX TELEPHONE (PEARL)

Dimensions: 85x220x40mm

3749 VEO/LOFT TELEPHONE DESKTOP SUPPORT

3388 UNIVERSAL DECORATIVE FRAME. 120X240

3389 UNIVERSAL LARGE DECORATIVE FRAME. 210X240

3441 LOFT HANDSET WITH INDUCTIVE LOOP

3443 VEO HANDSET WITH INDUCTIVE LOOP

Dimensions: (width) x (height) x (depth) mm.

4+N Technology

3. Distributors/switchers



ref.8811

88231	POWER SUPPLY/VOLTAGE DISTRIBUTOR
8811	AUDIO AUTOMATIC SWITCHER
8819	1/W AUDIO AUTOMATIC SWITCHER

4. Power supply



ref.4802

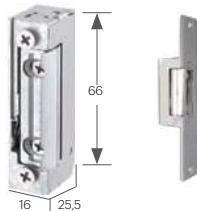


ref.4800

FOR AUDIO INSTALLATION

4802	POWER SUPPLY DIN4 230VAC/12VAC-1A
4800	POWER SUPPLY DIN4 230VAC/12VAC-1,5A

5. Door lock releases



67501	LOCK RELEASE 990N-P22 MAX
30711	LOCK RELEASE 540N-S MAX
1821	LOCK RELEASE 540AB-S MAX
67524	UNIV. LOCK RELEASE 990A-S MAX

6. Accessories



ref.4545



ref.2040

4545	TELEPHONE INTERFACE
------	---------------------

CALL ACCESSORIES

2040	ELECTRONIC CALL EXTENSION BELL
2068	BUZZER EXTENSION CALL
8053	4+N/MDS LIGHT OR BUZZER COMMANDER
2340	4+N/MDS CALL MULTIPLIER



ref.8053



ref.2340

ADDITIONAL FUNCTIONS

2013	ADDITIONAL FUNCTIONS RELAY
88101	DOUBLE CONTACT RELAY 18Vdc
29001	TIMER



ref.2013



ref.29001



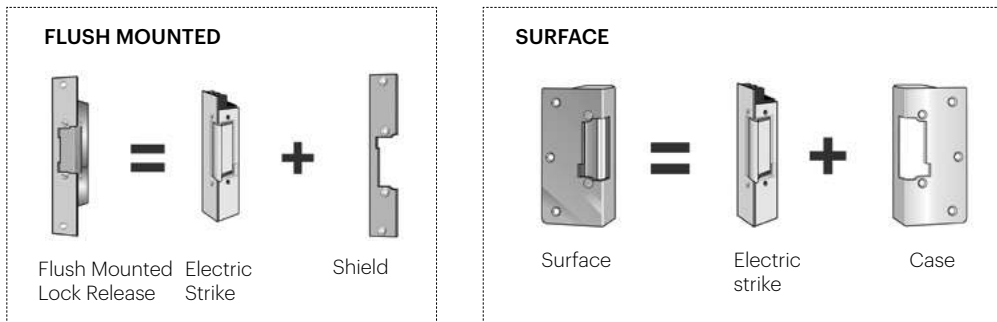


Lock release

Solutions for accesses

Flush mounted and surface

An electric door lock release basically consists of an electrical strike and a shield or case, depending on the installation system (flush mounted or surface).



Operation modes

NORMAL OPERATION N

Allows door opening while the lock is powered.

N	12 Vac activation
N-412	12 Vdc activation
N-424	24 Vdc activation

INVERTED OPERATION N-500

Allows door opening while power to the lock release is off.

N-512	12 Vdc activation
N-524	24 Vdc activation

AUTOMATIC OPERATION A

Ab (Sliding automatic) and Aa (Invisible automatic)

Enables door opening with a short electric pulse. The lock release is automatically blocked when the door is closed again.

A Automatic operation.

A	12 Vac activation
A-412	12 Vdc activation
A-424	24 Vdc activation

Ab Sliding automatic operation.

Lets you slide the automatic function with the MAX latch setting.

Ab	12 Vac activation
Ab-412	12 Vdc activation

Aa Invisible automatic operation.

The automatic pin is suppressed to allow an easier fit to the mechanical lock. A very short electrical pulse is recommended.

Aa	12 Vac activation
Aa-412	12 Vdc activation

ADDITIONAL OPERATION

- Unlocking lever - D

The lock release with D in its description indicates the addition of a manual release lever which inhibits its function, which inhibits its operation, allowing free access.

ND Normal operation with release.
AD Automatic operation with release.

- Built-in microswitch - CTC.

Allows monitoring of door status (open/closed). Suitable for security systems.


- Adjustable latch bolt-MAX

Allows a perfect fit between latch and bolt in the lock, with a 4mm margin. To order a MAX lock release, please add an 8 to the end of the reference of the compatible lock.

Dimensions: (width) x (height) x (depth) mm.

1. Flush mounted door lock release

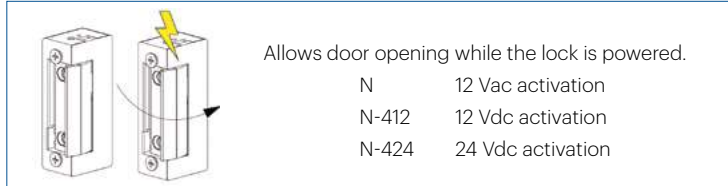
NORMAL N Operation



990 Series Consumption	
N	12Vac: 250mA; 12Vdc: 250mA 24Vac: 500mA; 24Vdc: 560mA
N-512	12Vdc: 175mA
MAX	+2mm



540 Series Consumption		300 Series Consumption	
N.A	560mA	N-412	180mA
N-412	250mA	MAX	+4mm
N-512	200mA		
A-424	180mA		
MAX	+3mm		



Allows door opening while the lock is powered.

N	12 Vac activation
N-412	12 Vdc activation
N-424	24 Vdc activation

UNIVERSAL 10-24VAC/DC

67501	UNIV. LOCK RELEASE 990N-P22 MAX (short shield P22)
67511	UNIV. LOCK RELEASE 990ND-P22 MAX (short shield P22)
6750	ELECTRIC STRIKE 990N MAX
1813	ELECTRIC STRIKE 990ND MAX
1814	ELECTRIC STRIKE 990ND TOPMAX
67500	ELECTRIC STRIKE 990N CTC MAX
1817	UNIV. LOCK RELEASE 990N-L22 MAX (large shield L22)

STANDARD 12VAC

30711	LOCK RELEASE 540N-S MAX (short shield S)
28341	LOCK RELEASE 540ND-S MAX (short shield S)
1777	ELECTRIC STRIKE 540N MAX
1799	ELECTRIC STRIKE 540ND MAX

STANDARD 12VDC

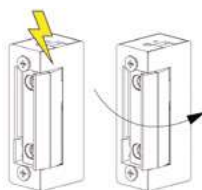
30701	LOCK RELEASE 540N-412-S MAX (short shield S)
30591	LOCK RELEASE 540ND-412-S MAX (short shield S)
1782	ELECTRIC STRIKE 540ND-412 MAX

BASIC

29588	LOCK RELEASE 300N-412-S MAX (short shield S)
-------	--

NOTE: The electric strike requires a S short shield (ref.2973) or M large (ref.2893). For 990 series, it's recommended a P22 short (ref.2894) shield.

INVERTIDO N-500 Operation



Allows door opening while power to the lock release is off.

N-512	12 Vdc activation
N-524	24 Vdc activation

UNIVERSAL 12VDC

6780	ELECTRIC STRIKE 990N-512 MAX
67800	ELECTRIC STRIKE 990N-512 CTC MAX

STANDARD 12VDC


64801	LOCK RELEASE 540N-512-S MAX (short shield S)
1794	ELECTRIC STRIKE 540N-512 MAX

NOTE: D-Unlocking lever, CTC-Built-in microswitch, MAX-Adjustable latch bolt, P22-Short shield 22mm wide, S-Short shield 25mm wide, L22-Large shield 22mm wide.

AUTOMATIC Operation A

Ab (Sliding automatic) and Aa (Invisible automatic)

Enables door opening with a short electric pulse. The lock release is automatically blocked when the door is closed again.



A Automatic operation.

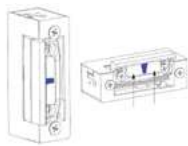
- A 12 Vac activation
- A-412 12 Vdc activation
- A-424 24 Vdc activation



Aa Invisible automatic operation.

The automatic pin is suppressed to allow an easier fit to the mechanical lock. A very short electrical pulse is recommended.


- Aa 12 Vac activation
- Aa-412 12 Vdc activation



Ab Sliding automatic operation.

Lets you slide the automatic function with the MAX latch setting.

- Ab 12 Vac activation
- Ab-412 12 Vdc activation



990 Series Consumption	
N	12Vac: 250mA; 12Vdc: 250mA 24Vac: 500mA; 24Vdc: 560mA
N-512	12Vdc: 175mA
MAX	+2mm

UNIVERSAL 12-24 VAC/DC

67521	LOCK RELEASE 990A-P22 (short shield P22)
67524	LOCK RELEASE 990A-S MAX (short shield S)
1824	LOCK RELEASE 990Ab-P22 MAX (short shield P22)
1823	LOCK RELEASE 990Ab-L22 MAX (large shield L22)
67531	LOCK RELEASE 990AD-P22 MAX (short shield P22+unlock.lever)
67532	LOCK RELEASE 990AD-L22 MAX (large shield P22+unlock.lever)
6752	ELECTRIC STRIKE 990A MAX
6753	ELECTRIC STRIKE 990AD MAX (unlocking lever)



540 Series Consumption	
N,A	560mA
N-412	250mA
N-512	200mA
A-424	180mA
MAX	+3mm

STANDARD

30691	LOCK RELEASE 540A-S MAX (short shield S)
28201	LOCK RELEASE 540AD-S MAX (short shield S+unlock.lever)
1821	LOCK RELEASE 540Ab-S MAX (short shield S)
28151	LOCK RELEASE 540Aa-S MAX (short shield S)
64551	LOCK RELEASE 540AbD-S MAX (short shield S+unlock.lever)
1812	ELECTRIC STRIKE 540Ab MAX
1780	ELECTRIC STRIKE 540Aa MAX
1811	ELECTRIC STRIKE 540AbD MAX (unlocking lever)
1781	ELECTRIC STRIKE 540AaD MAX (unlocking lever)

STANDARD 12 VDC

1820	LOCK RELEASE 540Ab-412-S MAX
1810	ELECTRIC STRIKE 540Ab-412 MAX
1728	ELECTRIC STRIKE 540Aa-412 MAX
1727	ELECTRIC STRIKE 540AaD-412 MAX (unlocking lever)

NOTE: D-Unlocking lever, CTC-Built-in microswitch, MAX-Adjustable latch bolt, P22-Short shield 22mm wide, S-Short shield 25mm wide, L22-Large shield 22mm wide.

2. Surface door lock release

NORMAL N Operation

2001 SERIES



ref.2923

2003 SERIES



ref.2940

2000 Series consumption		
N	12Vac	980mA

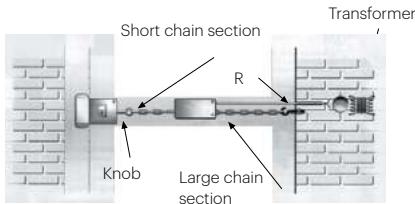
WITHOUT DEADBOLT ENTRY 12 VAC

2923	LOCK RELEASE N-2001 CHROME
2940	LOCK RELEASE N-2003 ANODIZED ALUM.
2984	LOCK RELEASE 8000N WITH CHAIN
3064	LOCK RELEASE PN (PANIC BAR)
2879	ELECT. RIM LOCK 962-DOUBLE KEY+PUSHBUTTON

WITH DEADBOLT ENTRY 12 VAC

3004	LOCK RELEASE 6000N GREY
------	-------------------------

8000 SERIES (with chain) ref.2984



8000 Series consumption		
N	12Vac	980mA

P SERIES (anti-panic) ref.3064



P Series consumption		
N	12Vac	980mA


962 SERIES ref.2879



962 Series consumption		
N	12Vac	850mA
N	12Vdc	1.7A
15W / 18W		

AUTOMATIC Operation A

6000 SERIES



6000 Series consumption		
N.A	12Vac	980mA

6000A DIN left

WITH DEADBOLT ENTRY 12 VAC

3005	LOCK RELEASE 6000A GREY
3006	LOCK RELEASE 6000AD GREY

3. Special door lock release

INVERTED Operation N-500

ELECTROMAGNETICS



ref.3050

ELECTROMAGNETIC consumption	
12Vdc	500mA
24Vdc	250mA



ref.30521



ref.28371



700 SERIES
ref.1086

3050 FLUSH. ELECTROMAGNETIC 300KG

Electromagnetic lock release, flush mounted, inverted operation 12/24Vdc LED+CTC.

30521 SURF. ELECTROMAGNETIC 300KG

Electromagnetic lock release, surface mounted, inverted operation 12/24Vdc LED+CTC.

30781 BRACKE TL3 (for ref. 30521)

30791 BRACKET DOUBLE Z (for ref.30521)

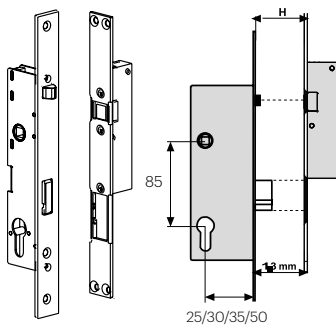
28371 U BRACKET (for ref.30521)

1786 ELECTRIC DROPBOLT 700N-512/524

Electric Dropbolt locks are commonly used locks which are compatible with virtually any access control system. Inverter operation.

AUTOMATIC Operation 12Vac

850 SERIES



ref.3101 / ref.3102

850 Series consumption	
12Vdc	1.350mA
12Vac	990mA

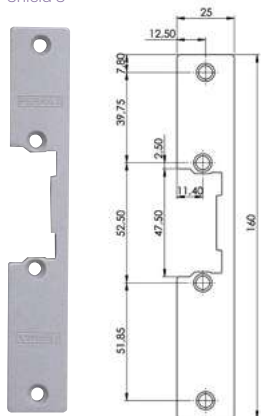
3101 SEG.850/50 A AUTOMATIC LOCK

3102 SEG.850/25 A AUTOMATIC LOCK

When the door is closed, the bolt is passed automatically with no need for keys.

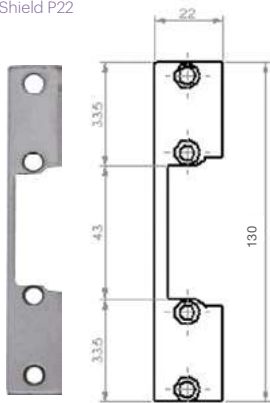
ACCESSORIES

Shield S



ref.2973

Shield P22



ref.2894

2987



FLUSH MOUNTED LOCK RELEASE

2973	S-TYPE GREY SHORT SHIELD
2893	M-TYPE GREY LARGE SHIELD
2894	P22-TYPE SHORT SHIELD
2892	L22-TYPE GREY SHIELD
2975	G-TYPE GREY LARGE SHIELD (36mm)
2985	GE-TYPE GREY LARGE SHIELD (12mm)

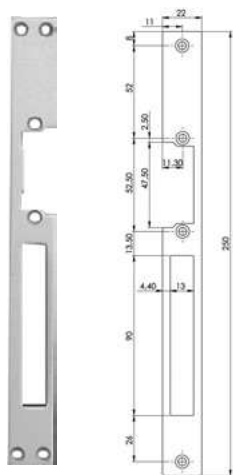
SURFACE LOCK RELEASE (SHIELD)

2987	SHIELD TYPE-2006 GREY
------	-----------------------

FOR ALL TYPE OF LOCK RELEASE

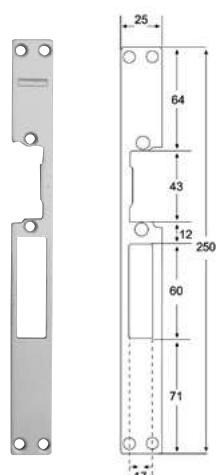
2913	2C DOUBLE CONTACT (WHITE)
7776	2CN DOUBLE DOOR CONTACT (BLACK)
2922	3C TRIPLE DOOR CONTACT
3083	X1 FLEXIBLE CONDUIT (30cm)
4800	POWER SUPPLY DIN4 230VAC/12VAC-1,5A
4802	POWER SUPPLY DIN4 230VAC 12VAC/1A
4813	POWER SUPPLY DIN6 100-240VAC/12VDC-2A
1076	MC740 G2 MAGNETIC CONTACT

Shield L22



ref.2892

Shield GE



ref.2985

Contact 2C



ref.2913

Contact 2CN



ref.7776





Access control

Solutions for
restricted areas

FERMAX

Resistant

Anti-vandal access control range

Maximum robustness IP66 IK09



REF.5238

RESISTANT MEMOKEY KIT

Memokey + Proximity Resistant is a stand-alone anti-vandal access control unit with integrated keypad and contactless proximity reader that lets you manage up to 600 users.



REF.5237

RESISTANT PROXIMITY KIT

Proximity Resistant is a stand-alone anti-vandal access reader with capacity for up to 1000 cards due to its connection to external controller (ref.5276).

1. Access control kits



4905 EM CITYLINE PROXIMITY KIT		
Authentication: Proximity (EM)	Aesthetic: Cityline	Controller: Integrated
Authorisations: Master card	Users: 400	
Flush mounted. Includes reader (ref.6992), power supply 12Vac/1A (ref.4802), 5 cards EM (ref.23361) and 1 key fob EM (ref.4515) and S1 flush box (ref.8948)		
Optional	5276 MINI STAND-ALONE CONTROLLER* (External controller, 1000 users, remote control IR)	
	2306 MANUAL PROGRAMING KEYPAD (Programmer compatible with FERMAX EM cards)	



4906 CITYLINE MEMOKEY KIT		
Authentication: PIN	Aesthetic: Cityline	Controller: Integrated
Authorisations: Master PIN	Users: 100	
Flush mounted. Includes keypad (ref.6991) and power supply 12Vac/1A (ref.4802) and S1 flush box (ref.8948)		



5238 RESISTANT MEMOKEY KIT		
Authentication: Pin/Proximity (MIFARE/EM)	Aesthetic: Resistant	Controller: Integrated
Authorisations: PIN Master	Users: 600	
Includes keypad (ref.5293), power supply 12Vac/1A (ref.4802), 3 cards MIFARE (ref.52750) and 2 key fob MIFARE (ref.52740). Authentication options: PIN only, Proximity only, PIN+Proximity.		
Optional	5276 MINI STAND-ALONE CONTROLLER* (External controller, 1000 Users, remote control IR, secure door)	



5237 RESISTANT PROXIMITY KIT		
Authentication: Proximity (MIFARE/EM)	Aesthetic: Resistant	Controller: External
Authorisations: IR Remote control	Users: 1000	
Includes proximity reader (ref.5296), controller with IR remote control (ref.5276), power supply 12Vdc/2A (ref.4813), 3 cards MIFARE (ref.52750) y 2 key fob MIFARE (ref.52740).		



5249 RF 868MHZ SYSTEM KIT FOR SHOPS		
Authentication: RF	Aesthetic: Other	Controller: Integrated
Authorisations: Prog.button	Users: 500	
It includes receiver (ref.5250), power supply 12Vac/1A (ref.4802) and 3 remote controls (ref.5259).		

* Ref. 5276 requires 12Vdc power supply via additional power supply ref. 4813.

2. Readers and keypads

INTEGRATED Controller



ref.6992/6957







ref.6991



ref.5293



ref.5250

6992 EM CITYLINE PROXIMITY READER 		
Authentication: Proximity (EM)	Aesthetic: Cityline	Controller: Integrated
Authorisations: Master card	Users: 400	Includes flush box S1 ref. 8948
6957 CITYLINE DESFIRE PROXIMITY READER  NEW		
Authentication: Proximity	Aesthetic: Cityline	Controller: Integrated
Authorisations: Master card	Users: 400	Includes flush box S1 ref. 8948
6991 CITYLINE MEMOKEY		
Authentication: PIN	Aesthetic: Cityline	Controller: Integrated
Authorisations: PIN Master	Users: 100	Includes flush box S1 ref. 8948
5293 RESISTANT KEYPAD W/PROXIMITY  		
Authentication: PIN/Proximity (MIFARE/EM)	Aesthetic: Resistant	Controller: Integrated
Authorisations: PIN Master	Users: 600	
Optional	5276. CONTROLLER MINI* (C.External, 1000 users, control remote IR)	
5250 RF BASIC-2B RECEIVER		
Authentication: RF	Aesthetic: Other	Controller: Integrated
Authorisations: Prog.button	Users: 500	

* Ref. 5276 requires 12Vdc power supply via additional power supply ref. 4813.

EXTERNAL Controller

The following devices only have a Wiegand output and require a stand-alone External mini Controller ref. 5276:



ref.6958/6957








ref.5296



ref.5190



ref.5266

6958 CITYLINE WG MIFARE/EM PROXIMITY READER  		
Authentication: Proximity (MIFARE/EM)	Aesthetic: Cityline	Controller: External
6957 CITYLINE DESFIRE PROXIMITY READER  NEW		
Authentication: Proximity (DESFIRE)	Aesthetic: Cityline	Controller: External
Includes flush box S1 ref. 8948		
5296 EM/MIFARE WIEGAND RESISTANT PROXIMITY READER  		
Authentication: Proximity (EM/MIFARE)	Aesthetic: Resistant	Controller: External
Includes flush box S1 ref. 8948		
5190 WIEGAND CITYLINE KEYPAD		
Authentication: PIN	Aesthetic: Cityline	Controller: External
Includes flush box S1 ref. 8948		
5266 RF-WIEGAND RECEIVER 12VDC		
Authentication: RF	Aesthetic: Other	Controller: External

Accessories


4533	DESFIRE USB CARD READER	5208	CONTACTLESS PUSHBUTTON SURFACE BOX
4534	USB PROGRAMMER DESFIRE CARDS	1076	MC740 G2 MAGNETIC CONTACT
4813	POWER SUPPLY DIN6 100-240Vac 12Vdc/2A	7061	CITYLINE SURFACE BOX S1 (130X128X33 mm)
67501	UNIVERSAL LOCK RELEASE 990N-P22 MAX 12-24Vdc/ca	7062	CITYLINE SURFACE BOX S2 (130x151x33 mm)
67524	UNIVERSAL LOCK RELEASE 990A-S 12-24Vdc/ca	8851	FLUSH BOX S1 (115x114x45 mm)
5287	FLUSH MOUNTED PUSHBUTTON (2 WIRES)	8852	FLUSH BOX S2 (115x138x45 mm)
5288	SURFACE MOUNTED PUSHBUTTON (2 WIRES)	5234	USB INKEY-MINI FINGERPRINT READER
5207	CONTACTLESS PUSHBUTTON FLUSH MOUNTED (4 WIRES)	24661	USB ADAPTOR TO RS485



inkey







MINI FERMAX



5233 INKEY MINI IP FINGERPRINT READER 		
Authentication: Fingerprint/Proximity (MIFARE)	Aesthetic: Other	Controller: Integrated
Authorisations: PC	Users: 5000	
Free fingerprint management software. IP65 protection degree. Surface-mounted installation indoor or outdoor. Fingerprint cloning via USB flash drive.		
Optional	5234	USB INKEY MINI FINGERPRINT READER
	2013	ADDITIONAL FUNCTIONS RELAY
	5276	MINI STAND-ALONE CONTROLLER (External controller, 1000 users, remote control IR, secure door)

KITS THIS GUIDE WILL HELP YOU CHOOSE THE RIGHT PRODUCT FOR YOUR INSTALLATION

1 How will the **user** be identified?

PROXIMITY		PIN CODE		FINGERPRINT	RF
					
6992/6957 EM	5296 MF/EM	6991/5190	5293 MF/EM	5233 MF	5250

EM 125KHz	MIFARE 13,56MHz	RECOMMENDED DESFIRE 13,56MHz AES 256
--------------	--------------------	--

User identification by **key fobs or cards**.
Standard or enhanced security with AES 256 encryption (DESFIRE).
Also available on certain keypad models.

2 How many **users** will need to be managed?



3 Which **aesthetic** do you prefer?

RESISTANT



CITYLINE



SKYLINE

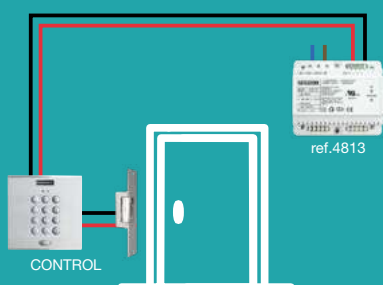
See DUOX PLUS section
Integration with video
door entry system

See page 42

4 Do you need to increase the **security** of the door?

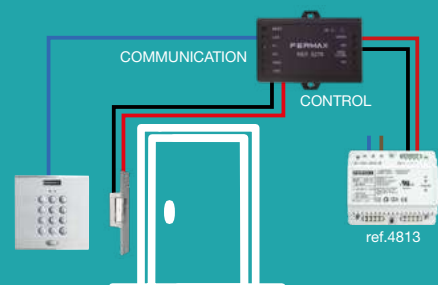
NO Devices with internal controller

- They have a relay for a direct control of the electric lock release.
- Number of users according to each equipment.
- Management of the users by card, PIN... master.



YES Devices with external controller ref. 5276

- They have communication with the equipment that controls the door: secured door. The keypad/reader does not have wiring to the rear of the door lock.
- Extended number of users: 1000 users.
- User management via IR control.



Summary







Authentication	Technology Proximity	Users	Aesthetic	Controller	Ref.	Kit
Proximity	EM	400	Cityline	Integrated	6992	4905
	Desfire	400			6957	
PIN Code		100			6991	4906
PIN Code + Proximity	Mifare/EM	600	Resistant		5293	5238
RF		500	-		5250	5249
Fingerprint + Proximity	Mifare	5.000	Inkey Mini		5233[1]	
Smartphone	Bluetooth	Unlimited	-		2637	


Proximity	EM	1.000	Cityline	External (ref. 5276) [2]	6992	4905
	Desfire					6957
	EM/Mifare				6958	
	EM/Mifare		Resistant		5296	5237
PIN Code			Cityline		5190	
PIN Code + Proximity	Mifare		Resistant		5293	5238
RF			-		5266	
Fingerprint + Proximity	Mifare	Inkey Mini	5233			


[1] Although it has a relay, it is necessary to connect an External relay to control a door release. It is recommended to use ref. 2013 relay.

[2] Ref. 5276 requires 12Vdc power supply via an additional power supply ref. 4813.

Identifiers

RECOMMENDED	DESFIRE 		NEW  Add more SECURITY with DESFIRE!
	KEY FOB	CARD	
			

EM 		
KEY FOB	CARD	BRACELET
4515	23361	6949
		

MIFARE 	
KEY FOB	CARD
52740	52750
	

RF 868Mhz	
REMOTE CONTROL	
5259	5231
	

3. AC-MAX access control system



Complete system for users management from PC, both locally and remotely by means of a free PC software.

Free software available at www.fermax.com



ADVANCED FEATURES

- Real-time event logging.
- Remote software management: configuration, registration/cancellation of users, etc.
- Timetable control.
- Anti-passback, occupancy limitation, automations.

ADVANTAGES



Easy to install and competitive kit format



Assistant that guides the installer through the process of creating their own configuration



Visual management of accesses via IP network with site map




Integrated fingerprint readers which are managed using the same software



Allows events to be registered in customisable formats

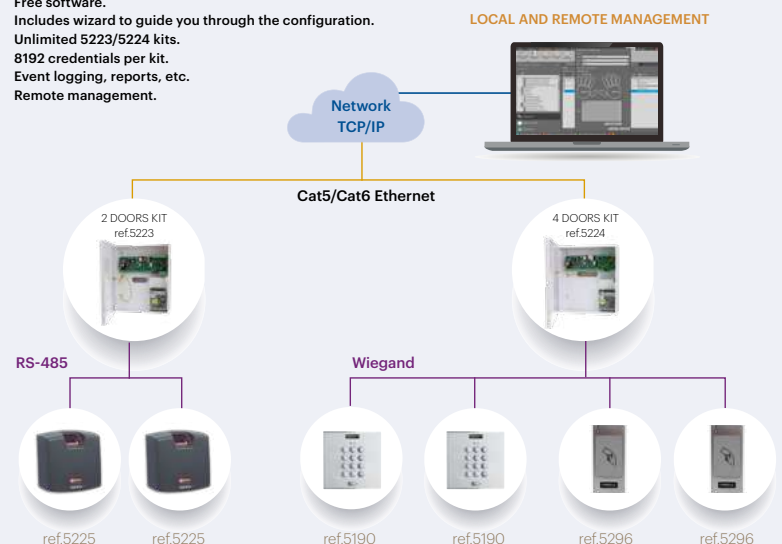
2 OR 4 DOORS KIT



- Control of 2 or 4 doors. Up to 4 or 8 entry/exit readers. Wiegand/RS-485 connection.

BASIC SCHEME

Free software. Includes wizard to guide you through the configuration. Unlimited 5223/5224 kits. 8192 credentials per kit. Event logging, reports, etc. Remote management.

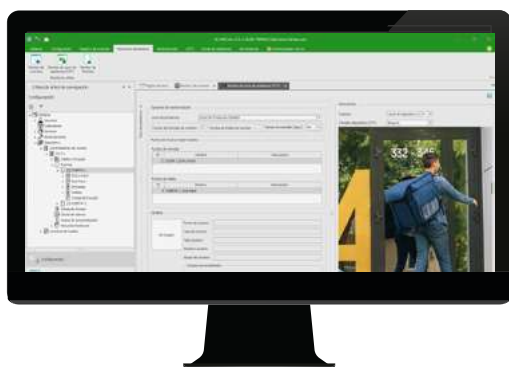


AC-MAX LT 2.0 Software

One single free software with all common required functions already built-in: system configuration, management of users, roles and credentials, log of events, reports, integration of CCTV cameras, occupancy limit&count,...

“ST version” also available, with advanced functionalities.

Available languages: Spanish, English, Portuguese, French, German, Dutch.



SOFTWARE FEATURES	LT 2.0
CAPACITY	
Licences required	NO
No. of doors	No limits
No. of users/central	8.192
No. of central units	No limits
No. of relays	No limits/ 128 per controller
No. of sensors	No limits/ 128 per controller
No. of events	8.000.000
BASIC FUNCTIONS	
Configuration Wizard	Yes
Real time event monitoring	Yes
Reports	Yes
Built-in fingerprint enrolment	Yes
Site Map	No*
Software remote door opening	Yes
Local Antipassback	Yes
Different operator profiles	Yes
Access Zones	Yes
Occupancy limit	Yes
Occupancy count	Yes
List of persons in a zone	Yes
Alarm zones	Yes
Automations	Yes (8 modes)
Credential expiry date	Yes
Different credentials per user	Yes

SOFTWARE FEATURES	LT 2.0
ADVANCED FUNCTIONS	
Limited number of accesses per user	No
Global Antipassback	No*
Perimetral zones	No*
Client/Server installation	Yes
Multi company partition	No**
Different projects management	Yes
Internet remote management	Yes
Time & Attendance	Basic
Basic visit management	No*
Design/Print prox cards	No*
Advanced authorization	No*
Authentication policies	Yes
Asset management	No*
Email alerts	No*
Fire Alarm inputs	No*
INTEGRATION	
External Database	Yes
CCTV video stream reception	Yes
API	Free
Lift Control	No*

* Check availability with ST 2.0 version

**Available in ST 2.0 version and requires a licence.

KITS



ref.5223



ref.5224



ref.5296

5223	2-DOOR AC-MAX CONTROLLER KIT
Includes metal box with power supply, an IP controller unit and a 2 door expander. Dimensions: 295x285x90. Power supply: 3,6 A.	
5224	4-DOOR AC-MAX CONTROLLER KIT
Includes metal box with power supply, an IP controller unit and a 4 door expander. Dimensions: 325x305x100. Power supply: 5,4 A.	
5296	RESISTANT PROXIMITY READER

For projects with more than 4 doors: just connect the desired number of kits to the same IP network. They are managed from a single software by IP.

ACCESSORIES

<p>6957 DESFIRE CITYLINE READER</p>  <p>Wiegand</p>	<p>6958 MIFARE CITYLINE READER</p>  <p>Wiegand</p>	<p>5293 PROX. RESISTANT KEYPAD</p>  <p>Wiegand</p>	<p>5190 CITYLINE KEYPAD</p>  <p>Wiegand</p>	<p>5266 RF RECEIVER</p>  <p>Wiegand</p>	<p>5225 FINGERPRINT READER</p>  <p>RS-485</p>
---	--	--	---	--	---



ref.5222









ref.5201



ref:1608/5204

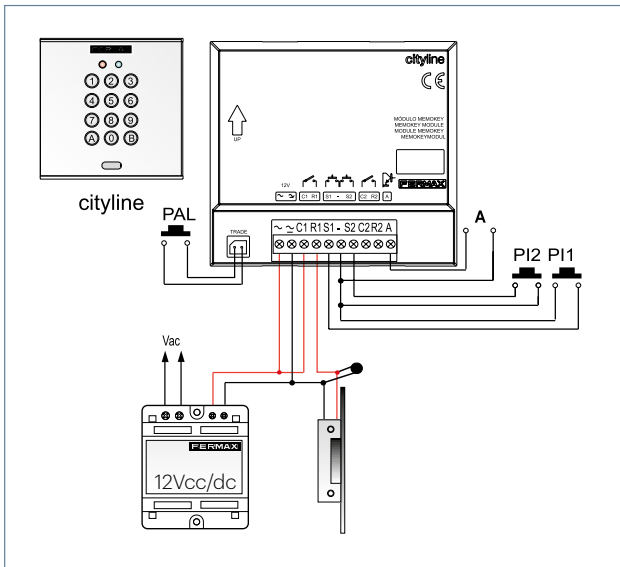
5222	LIFT CONTROL 8 FLOOR KIT
The 5222 kit includes a 5221 licence for the control of up to 8 plants. This kit can accommodate a maximum of 2x additional ref. 5201. From the ninth floor upwards, include one 5201 + 5221 for each additional 8 floors.	
5201	EXPANDER 8 INPUTS / 8 OUTPUTS (EXP8-IO)
5221	L.C. 8 FLOORS LICENCE Extension
5209	METAL BOX FOR LIFT CONTROL
1608	AC-MAX LICENCE DONGLE (KEY6-USB)
5204	DESKTOP PROXIMITY READER AC-MAX (KEY3-USB)

MIFARE		RF 868Mhz		DESFIRE	
KEY FOB	CARD	REMOTE CONTROL		KEY FOB	CARD
52740	52750	5259	5231	4532	4531
					

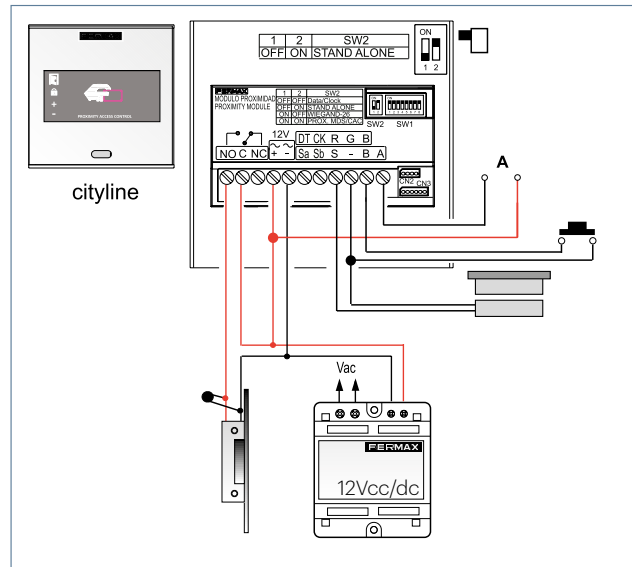
Access control

DIAGRAM. KITS WITH INTEGRATED CONTROLLER

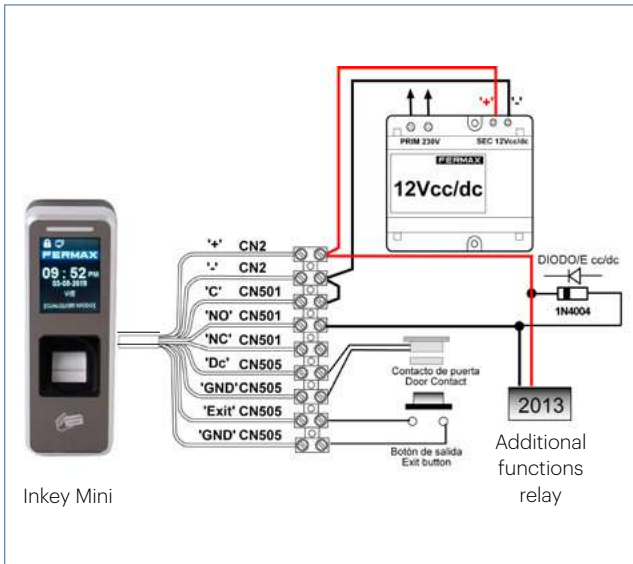
KEYPAD



PROXIMITY



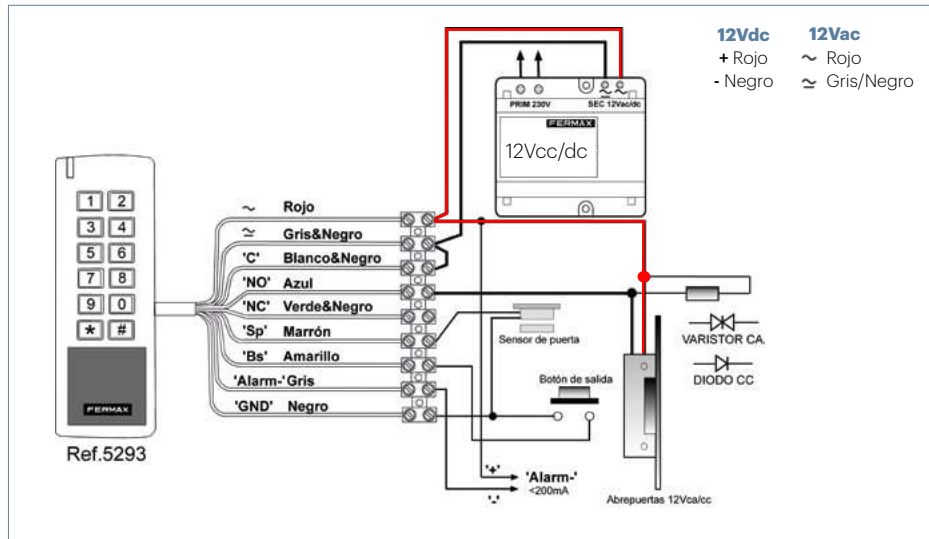
FINGERPRINT



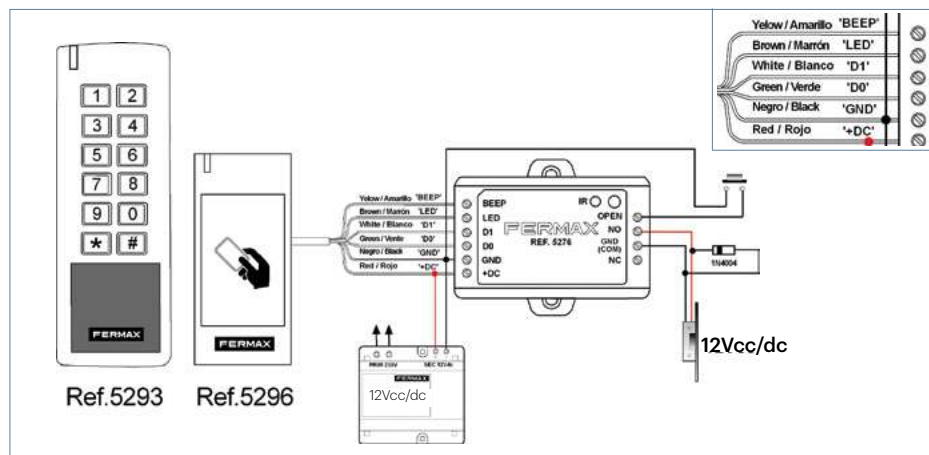
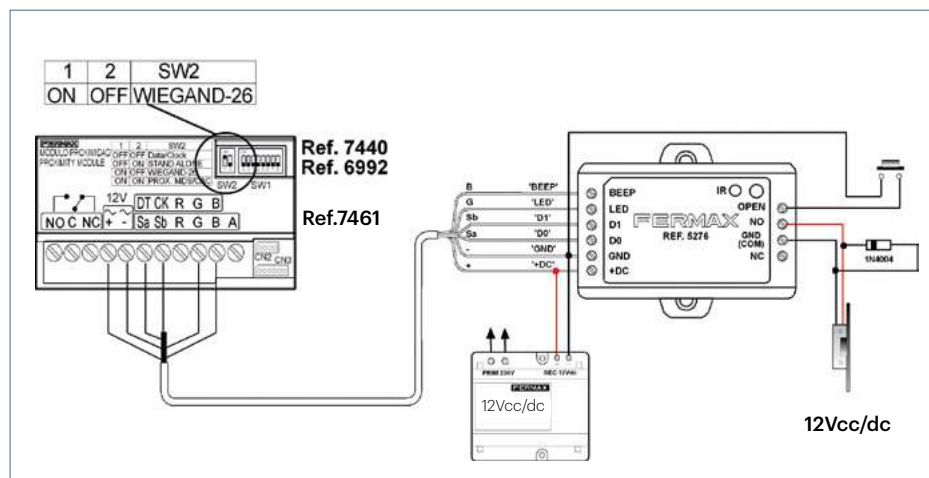
Access control

DIAGRAM. KITS

RESISTANT KEYPAD WITH INTEGRATED CONTROLLER

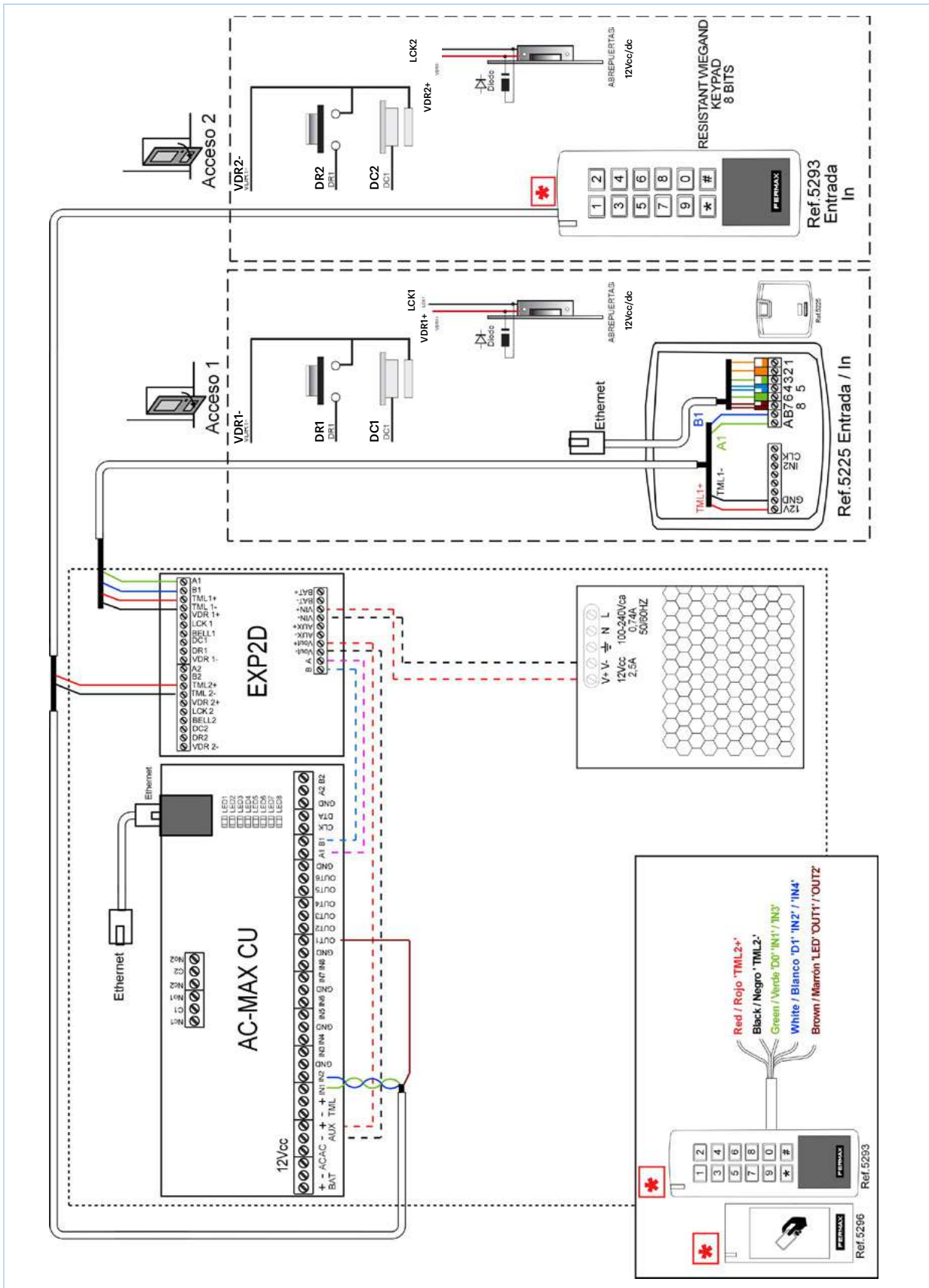



WITH MINI EXTERNAL CONTROLLER



Access control

DIAGRAM. AC-MAX







Commercial references index

REF.	DESCRIPTION	PAGE	REF.	DESCRIPTION	PAGE
1076	MC740 G2 MAGNETIC CONTACT	101,106	1811	ELECTRIC STRIKE 540AbD MAX	98
1401	1/W VIDEO WAY 7" KIT	23	1812	ELECTRIC STRIKE 540Ab MAX	98
1402	2/W VIDEO WAY 7" KIT	23	1813	UNIVERSAL ELECTRIC STRIKE 990ND 10-24V MAX	97
1410	WAY KIT P.S.U. DIN4 24VDC-1.5A	23	1814	UNIVERSAL ELECTRIC STRIKE 990ND TOP 10-24V	97
1412	7" WAY KIT MONITOR 1	23	1817	UNIVERSAL ELECTRIC STRIKE 990N-L22 10-24V MAX	97
1413	7" WAY KIT MONITOR 2	23	1820	LOCK RELEASE 540Ab-412-S MAX	98
1416	1/W COLOUR WAY VIDEO KIT PANEL	23	1821	LOCK RELEASE 540Ab-S MAX	93,98
1417	2/W COLOUR WAY VIDEO KIT PANEL	23	1823	LOCK RELEASE 990Ab-L22 12-24V MAX	98
1418	WAY RELAY MODULE	23	1824	LOCK RELEASE 990Ab-P22 12-24V MAX	98
1419	WAY SWITCHER/DISTRIBUTOR	23	2008	8 CALL EXTENSION MODULE	47
1445	KIN TOUCH PANEL MEET	72	2013	ADDITIONAL FUNCTIONS RELAY	93
1449	KIN PANEL FLUSH BOX MEET	72	2040	ELECTRONIC EXTENSION CALL	61,93
1455	MARINE DIGITAL VIDEO PANEL MEET	75	2068	BUZZER EXTENSION CALL	93
1456	MARINE DIRECTORY PANEL MEET	75	2289	MARINE JOINING BOLTS SET	47
1457	MARINE MEET HOOD	75	2306	MANUAL PROGRAMING KEYPAD	42
1458	MARINE PANEL SURFACE BOX MEET	75	2340	CALL MULTIPLIER	93
1459	MARINE PANEL FLUSH BOX MEET	75	2441	16 CALL EXTENSION MODULE	47
1485	MEET MONITOR DESKTOP SUPPORT	76,77	2541	DUOX/VDS/BUS2 SKYLINE CABLE CON. 6W	43
1489	WIT 10" MONITOR FLUSH BOX MEET	76	2542	5W CITY PANEL CABLE CONNECTION	43
1490	EXTERNAL DOORLOCK RELAY MEET	83	2879	ELECTRIC RIM LOCK MOD.962-DOUBLE KEY+PB	99
1491	MEET 4 RELAY MODULE	83	2892	L22-TYPE GREY SHIELD	101
1494	MEET GUEST CODE WIEGAND MODULE	83	2893	M-TYPE SHIELD	101
1496	MEETME CALL DIVERT LICENSE W/O TERM 1APT	79	2894	P22-TYPE GREY SHIELD	101
1498	SP-POE12 POE SPLITTER	83	2913	DOOR CONTACT 2C (DOUBLE)	101
1506	1W MEET VIDEO WIT 10" WHITE KIT	26	2922	DOOR CONTACT 3C (TRIPLE)	101
1507	1W MEET VIDEO WIT 10" BLACK KIT	26	2923	LOCK RELEASE N-2001 CHROME	99
1508	1W MEET VIDEO NEO WHITE KIT	25	2940	LOCK RELEASE N-2003 AL. ANOD	99
1570	WAY-FI PLUS P.S.U. DIN8 32VDC-2A	22	2973	S-TYPE SHIELD	101
1571	1W VIDEO WAY-FI PLUS 7" KIT	22	2975	G-TYPE GREY SHIELD	101
1572	7" WAY-FI PLUS KIT MONITOR	22	2984	LOCK RELEASE MOD.8000N WITH CHAIN	99
1573	1W WAY-FI PLUS VIDEO KIT PANEL	22	2985	GE-TYPE SHIELD	101
1586	SWITCH POE 4 PORTS	25,26,60,83	2987	2006-TYPE GREY CASE	101
1587	SWITCH POE 8 PORTS	83	3004	LOCK RELEASE MOD.6000N	99
1608	USB AC-MAX LICENSE KEY6-LKY	112	3005	LOCK RELEASE MOD.6000A	99
1616	FERMAX MEET RELAY DECODER 10 OUTPUTS	83	3006	LOCK RELEASE 6000AD	99
1670	MARINE SIP PANEL ST1 CP101	85	3050	ELECTROMAGNETIC LOCK FLUSH-MOUNTED 300KG	100
1671	MARINE SIP PANEL ST1 CP201	85	3064	LOCK RELEASE MOD.PN (panic)	99
1672	MARINE SIP PANEL ST2 CP102	85	3083	FLEXIBLE CONDUIT	101
1673	MARINE SIP PANEL ST2 CP103	85	3101	AUTOMATIC LOCK MOD.850/50A	100
1674	MARINE SIP PANEL ST2 CP202	85	3102	AUTOMATIC LOCK MOD.850/25A	100
1675	MARINE SIP PANEL ST3 CP105	85	3233	DUOX PLUS BASIC RELAY	61
1727	ELECTRIC STRIKE 540AaD-412 MAX	98	3255	DUOX PLUS LINE ADAPTOR	57
1728	ELECTRIC STRIKE 540Aa-412 MAX	98	3266	WIFI VDS CALL DIVERT WI-BOX	24
1777	ELECTRIC STRIKE 540N MAX	97	3267	DUOX PLUS RELAY	61
1780	ELECTRIC STRIKE 540Aa MAX	98	3268	1W DUOX PLUS DUAL REGENERATOR	59
1781	ELECTRIC STRIKE 540AaD MAX	98	3269	2W DUOX PLUS REGENERATOR	59
1782	ELECTRIC STRIKE 540N-412 MAX	97	3289	DUOX PLUS FILTER 24VDC	57
1786	ELECTRIC BOLT MOD.700N-512/524 (V7)	100	3388	UNIVERSAL FRAME	54,92
1794	ELECTRIC STRIKE 540N-512 MAX	97	3389	UNIVERSAL FRAME LARGE	54,92
1799	ELECTRIC STRIKE 540ND MAX	97	3394	4+N EXTRA LOFT TELEPHONE	92
1810	ELECTRIC STRIKE 540Ab-412 MAX	98			

REF.	DESCRIPTION	PAGE
3426	VEO 4+N TELEPHONE	31,32,92
3431	UNIVERSAL 4+N VEO TELEPHONE	92
3441	LOFT TELEPHONE HANDSET W/INDUCT.LOOP	54,92
3443	VEO TELEPHONE HANDSET W/INDUCT.LOOP	54,92
3444	DUOX PLUS VEO TELEPHONE	30,54
3450	DUOX PLUS ILOFT TELEPHONE	30,54
3452	DUOX PLUS EXTRA LOFT TELEPHONE	54
3749	VEO/LOFT TEL. DESKTOP SUPPORT	54,92
4515	PROXIMITY KEYRING EM	42,109
4531	PROXIMITY CARD DESFIRE EV2	42,109,112
4532	PROXIMITY KEYRING EV2 DESFIRE	42,109,112
4533	USB CARD READER DESFIRE	106
4534	USB PROGRAMMING CARDS DESFIRE	106
4545	TELEPHONE INTERFACE	93
4579	SPECIAL MARINE RAINHOOD	49,75
4580	SPECIAL MARINE FLUSH BOX	49,75
4581	SPECIAL MARINE SURFACE BOX	49,75
4641	MARINE ST1 FLUSH BOX	18,30,46,85
4642	MARINE ST2 FLUSH BOX	18,85
4643	MARINE ST3 FLUSH BOX	47,85
4644	MARINE ST4 FLUSH BOX	47
4645	MARINE ST1 SURFACE BOX	46,85
4646	MARINE ST2 SURFACE BOX	85
4647	MARINE ST3 SURFACE BOX	47,85
4648	MARINE ST4 SURFACE BOX	47
4653	MARINE ST3+ FLUSH BOX	47
4654	MARINE ST3+ SURFACE BOX	47
4655	MARINE ST3+ HOOD	47
4701	MARINE ST1 HOOD	46
4703	MARINE ST3 HOOD	47
4704	MARINE ST4 HOOD	47
4800	P.S.U. DIN4 230Vac/12Vac - 1,5A	57,93,101
4802	P.S.U. DIN4 230VAC/12VAC-1A	117,18,19,30,31,32,33,57,93,101
4810	P.S.U. DIN10 230VAC/12VAC+18VDC-1.5A	24
4813	P.S.U. DIN6 100-240VAC/12VDC-2A	83,101,106
4825	POWER SUPP. UNIT+FILTER DIN10 24VDC-2.5A	17,18,19,30,57
4840	P.S.U. DIN-6 100-240VAC/24VDC-2A	57
4845	1/W 4+N CITY KIT AUDIO PANEL	31
4846	2/W 4+N CITY KIT AUDIO PANEL	31
4860	1/W 4+N AUDIO CITY KIT	31
4862	2/W 4+N AUDIO CITY KIT	31
4863	3/W 4+N AUDIO CITY KIT	32
4864	4/W 4+N AUDIO CITY KIT	32
4865	10/W 4+N AUDIO CITY KIT	32
4866	6/W 4+N AUDIO CITY KIT	32
4867	12/W 4+N AUDIO CITY KIT	32
4868	8/W 4+N AUDIO CITY KIT	32
4869	14/W 4+N AUDIO CITY KIT	32
4871	16/W 4+N AUDIO CITY KIT	32

REF.	DESCRIPTION	PAGE
4874	18/W 4+N AUDIO CITY KIT	32
4875	20/W 4+N AUDIO CITY KIT	32
4876	22/W 4+N AUDIO CITY KIT	32
4877	24/W 4+N AUDIO CITY KIT	32
4905	CITYLINE PROXIMITY KIT	105
4906	CITY MEMOKEY KIT	105
5190	CITY KEYPAD READER	106,112
5191	SKYLINE KEYPAD READER	42
5201	AC-MAX EXPANDER 8 INPUTS/OUTPUTS EXP8-IO	112
5204	READER PROX. DESKTOP AC-MAX KEY3-USB	112
5207	CONTACTLESS PUSHBUTTON FLUSH MOUNTED	106
5208	CONTACTLESS PUSHBUTTON SURFACE BOX	106
5209	LIFT CONTROL METAL ENCLOSURE AC-MAX	112
5221	LIFT CONTROL 8 FLOORS LICENSE AC-MAX	112
5222	LIFT CONTROL 8 FLOORS KIT AC-MAX	112
5223	KIT AC-MAX 2 DOORS	112
5224	KIT AC-MAX 4 DOORS	112
5225	FPAC-MAX FINGERPRINT READER	112
5231	KEYSINGLE PLUS2 REMOTE CONTROL	42,109,112
5234	USB INKEY-MINI FINGERPRINT READER	106
5237	RESISTANT PROXIMITY KIT	105
5238	RESISTANT MEMOKEY KIT	105
5249	RF 868MHZ SYSTEM KIT FOR SHOPS	105
5250	RF BASIC-2B RECEIVER 12-24V	106
5259	RF KEYSINGLE MINI REMOTE CONTROL	42,109,112
5266	RF-WIEGAND RECEIVER 12 VDC	106,112
5287	EMBED EXIT BUTTON (SBUTTON 1)	106
5288	SURFACE EXIT BUTTON (SBUTTON 5)	106
5291	RF BASIC-MINI RECEIVER 12-24V	42
5293	KEYPAD W/PROXIMITY RESISTANT	106,112
5296	RESISTANT PROX. READER WG	106,112
5471	MARINE ST3 DIRECTORY PANEL	47
5636	ILOFT TEL. DESKTOP SUPPORT	54
5925	DUOX PARALLEL CABLE 2X1 RED/BLACK	61
6201	1/W CITYMAX AUDIO KIT WH./TEL	31
6202	2/W CITYMAX AUDIO KIT WH./TEL	31
6203	3/W CITYMAX AUDIO KIT WH./TEL	33
6204	4/W CITYMAX AUDIO KIT WH./TEL	33
6206	6/W CITYMAX AUDIO KIT WH./TEL	33
6208	8/W CITYMAX AUDIO KIT WH./TEL	33
6210	10/W CITYMAX AUDIO KIT WH./TEL	33
6212	12/W CITYMAX AUDIO KIT WH./TEL	33
6214	14/W CITYMAX AUDIO KIT WH./TEL	33
6216	16/W CITYMAX AUDIO KIT WH./TEL	33
6218	18/W CITYMAX AUDIO KIT WH./TEL	33
6220	20/W CITYMAX AUDIO KIT WH./TEL	33
6222	22/W CITYMAX AUDIO KIT WH./TEL	33
6224	24/W CITYMAX AUDIO KIT WH./TEL	33
6750	UNIVERSAL ELECTRIC STRIKE 990N 10-24V MAX	57,97
6752	UNIVERSAL ELECTRIC STRIKE 990A 12-24V MAX	57,98

REF.	DESCRIPTION	PAGE	REF.	DESCRIPTION	PAGE
6753	UNIVERSAL ELECTRIC STRIKE 990AD 10-24V MAX	98	7461	SKYLINE WG MIFARE/EM PROXIMITY READER V	42
6780	UNIVERSAL ELECTRIC STRIKE 990N-512 MAX	97	7463	SKYLINE DESFIRE PROXIMITY READER	42
6949	PROX WRIST EM BLUE	42,109	7470	DUOX PLUS SKYLINE DISPLAY	41
6957	CITYLINE DESFIRE PROXIMITY READER	106,112	7776	DOOR CONTACT 2CN (BLACK)	101
6958	CITYLINE WG MIFARE/EM PROXIMITY READER	106,112	8053	UNIVERSAL LIGHT COMMANDER	93
6991	CITYLINE MEMOKEY	106	8084	PALACE BUS 3 TELEPHONE	92
6992	CITYLINE PROXIMITY READER	106	8251	CITYLINE DECORATIVE FRAME S1	43,92
7061	CITY S1 SURFACE BOX	43,92,106	8252	CITYLINE DECORATIVE FRAME S2	43,92
7062	CITY S2 SURFACE BOX	43,92,106	8253	CITYLINE DECORATIVE FRAME S3	43,92
7063	CITY SURFACE BOX S3	43,92	8254	CITYLINE DECORATIVE FRAME S4	43,92
7064	CITY SURFACE BOX S4	43,92	8255	CITYLINE DECORATIVE FRAME S5	43,92
7065	CITY SURFACE BOX S5	43,92	8256	CITYLINE DECORATIVE FRAME S6	43,92
7066	CITY SURFACE BOX S6	43,92	8257	CITYLINE DECORATIVE FRAME S7	43,92
7067	CITY SURFACE BOX S7	43,92	8258	CITYLINE DECORATIVE FRAME S8	43,92
7068	CITY SURFACE BOX S8	43,92	8259	CITYLINE DECORATIVE FRAME S9	43,92
7069	CITY SURFACE BOX S9	43,92	8264	S10 CITY FRAME	43,92
7081	CITY SURFACE BOX S10	43,92	8300	1/W CITY CLASSIC KIT PANEL	31
7332	SKYLINE FRAME 2V (S2)	41,89	8301	2/W CITY CLASSIC KIT PANEL	31
7333	SKYLINE FRAME 3V (S4)	41,89	8378	CITY SINGLE ANGLE BOX S1	43
7334	SKYLINE FRAME 4V (S5)	41,89	8379	CITY SINGLE ANGLE BOX S2	43
7335	SKYLINE FRAME 5V (S6)	41,89	8380	CITY SINGLE ANGLE BOX S3	43
7336	SKYLINE FRAME 6V (S7)	41,89	8381	CITY SINGLE ANGLE BOX S4	43
7337	SKYLINE FRAME 7V (S8)	41,89	8382	CITY SINGLE ANGLE BOX S5	43
7338	SKYLINE FRAME 8V (S9)	41,89	8383	CITY SINGLE ANGLE BOX S6	43
7339	SKYLINE FRAME 9V S10	41,89	8384	CITY SINGLE ANGLE BOX S7	43
7341	SKYLINE FRAME 1V (S1)	41,89	8385	CITY SINGLE ANGLE BOX S8	43
7365	4 PUSH. 104 W 4+N SKYLINE	89	8386	CITY SINGLE ANGLE BOX S9	43
7366	2 PUSH.102 V 4+N SKYLINE	89	8387	CITY SIMPLE ANGLE BOX S10	43
7367	4 PUSH. 104 W VDS/BUS2 SKYLINE	41	8400	CITY SINGLE HOOD S1	43,92
7368	2 PUSH. 102 V VDS/BUS2 SKYLINE	41	8401	CITY SINGLE HOOD S2	43,92
7369	8 PUSH. 204 W 4+N SKYLINE	89	8402	CITY SINGLE HOOD S3	43,92
7370	4 PUSH. 202 V 4+N SKYLINE	89	8403	CITY SINGLE HOOD S4	43,92
7371	8 PUSH. 204 W VDS/BUS2 SKYLINE	41	8404	CITY SINGLE HOOD S5	43,92
7372	4 PUSH. 202 V VDS/BUS2 SKYLINE	41	8405	CITY SINGLE HOOD S6	43,92
7373	1 PUSH. 101 V 4+N SKYLINE	89	8406	CITY SINGLE HOOD S7	43,92
7374	2 PUSH. 201 V 4+N SKYLINE	89	8407	CITY SINGLE HOOD S8	43,92
7375	1 PUSH. 101 V VDS/BUS2 SKYLINE	41	8411	CITY DOUBLE HOOD S4	43
7376	2 PUSH. 201 V DUOX/VDS SKYLINE	41	8412	CITY DOUBLE HOOD S5	43
7399	SKYLINE AUDIO MODULE 4+N KIT	89	8413	CITY DOUBLE HOOD S6	43
7400	4+N AUDIO SKYLINE MODULE W	89	8414	CITY DOUBLE HOOD S7	43
7438	SKYLINE MEMOKEY W	41,42,89	8415	CITY DOUBLE HOOD S8	43
7439	DUOX/VDS/MDS SKYLINE DIRECT KEYPAD W	41	8427	CITY DOUBLE FRAME S4	43
7440	SKYLINE PROXIMITY READER V	41,42,89	8428	CITY DOUBLE FRAME S5	43
7442	SKYLINE METALLIC COMPLEMENT V	41,89	8429	CITY DOUBLE FRAME S6	43
7443	SKYLINE METALLIC COMPLEMENT W	41,89	8430	CITY DOUBLE FRAME S7	43
7444	SKYLINE PANORAMIC CARDHOLDER V	41,89	8431	CITY DOUBLE FRAME S8	43
7445	SKYLINE PANORAMIC CARDHOLDER W	41,89	8474	CITY DOUBLE FRAME S9	43
7448	ONE TO ONE V MODULE SKYLINE	41,89	8480	CITY SINGLE HOOD S9	43,92
7452	ONE TO ONE W/IND. LOOP V MODULE SKYLINE	41	8481	SINGLE CITY HOOD S-10	43,92
7457	SKYL. DUOX-PROX/FING. DIG. KEYPAD	41	8483	CITY DOUBLE HOOD S9	43

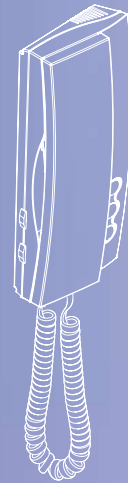
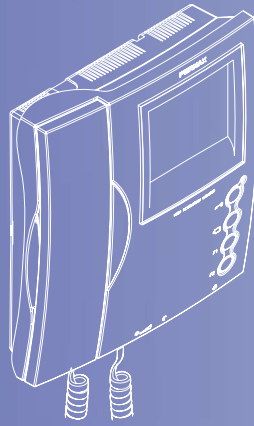
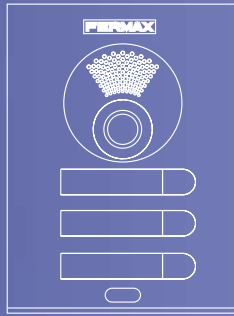
REF.	DESCRIPTION	PAGE
8811	AUTOMATIC AUDIO SWITCHER	93
8819	1/W AUTOMATIC SWITCHER	93
8829	JOINING BOLTS SET	43,45
8851	CITY FLUSH BOX S1	43,92,106
8852	CITY FLUSH BOX S2	43,92,106
8853	CITY FLUSH BOX S3	43,92
8854	CITY FLUSH BOX S4	43,92
8855	CITY FLUSH BOX S5	19,30,43,45,92
8856	CITY FLUSH BOX S6	33,43,92
8857	CITY FLUSH BOX S7	33,43,45,92
8858	CITY FLUSH BOX S8	33,43,45,92
8948	CITY FLUSH BOX FOR KIT (S1)	17,30
8949	CITY FLUSH BOX FOR KIT (S4)	18
8982	CITY FLUSH BOX S9	43,92
8983	CITY S-10 FLUSH BOX	43,92
9191	CITY PANEL S1 MODULAR DECORATIVE FRAME	43
9192	CITY PANEL S2 MODULAR DECORATIVE FRAME	43
9193	CITY PANEL S3 MODULAR DECORATIVE FRAME	43
9194	CITY PANEL S4 MODULAR DECORATIVE FRAME	43
9195	CITY PANEL S5 MODULAR DECORATIVE FRAME	43
9196	CITY PANEL S6 MODULAR DECORATIVE FRAME	43
9197	CITY PANEL S7 MODULAR DECORATIVE FRAME	43
9198	CITY PANEL S8 MODULAR DECORATIVE FRAME	43
9199	CITY PANEL S9 MODULAR DECORATIVE FRAME	43
9200	DOUBLE PANEL MODULAR FRAME KIT	43
9201	TRIPLE PANEL MODULAR FRAME KIT	43
9401	COLOUR VDS VEO MONITOR 4,3"	24
9402	VDS VEO MONITOR CONNECTOR	24
9404	DUOX PLUS TESTER	61
9410	VEO MONITOR DESKTOP SUPPORT	54
9419	10W DUOX PLUS DECODER/ISOLATOR	59
9420	VEO-XS/VEO-XL MONITOR DESKTOP SUPPORT	54
9423	DUOX PLUS AUDIO VEO GUARD UNIT	55
9425	4W DUOX PLUS DECODER/ISOLATOR	59
9445	DUOX PLUS VEO 4.3" MONITOR	51
9446	DUOX PLUS VEO WIFI 4.3" MONITOR	17,19,51
9447	DUOX PLUS CONNECTOR	17,18,19,51
9448	DUOX PLUS VEO-XS 4.3" MONITOR	51
9449	DUOX PLUS VEO-XS WIFI 4,3 MONITOR	17,18,19,51
9453	IP/DUOX PLUS INTERFACE+CAMERA KIT	60
9454	IP/DUOX PLUS CAMERA INTERFACE	60
9455	DUOX PLUS VEO DDA 4.3" MONITOR	51
9456	DUOX PLUS VEO WIFI DDA 4.3" MONITOR	18,51
9458	DUOX PLUS VEO-XS DDA 4.3" MONITOR	51
9459	DUOX PLUS VEO-XS WIFI DDA 4.3" MONITOR	18,51
9468	DUOX PLUS VEO-XL 7" MONITOR	51
9469	DUOX PLUS VEO-XL WIFI 7" MONITOR	17,19,51
9471	1W DUOX PLUS VIDEO CITY VEO-XL WIFI KIT	17
9472	2W DUOX PLUS VIDEO CITY VEO-XL WIFI KIT	17
9478	DUOX PLUS VEO-XL DDA 7" MONITOR	51

REF.	DESCRIPTION	PAGE
9479	DUOX PLUS VEO-XL WIFI DDA 7" MONITOR	51
9511	MILO 1W HOOD MEET	73
9512	MILO DIGITAL MEET PLATE VISOR	73
9513	KIN MEET PLATE VISOR	72
9531	MILO DIGITAL VIDEO PANEL MEET	73
9532	MILO TOUCH DIGITAL VIDEO PANEL MEET	73
9533	1/W MILO VIDEO PANEL MEET	25,26,73
9534	1/W MILO VIDEO PANEL WITH PROX MEET	73
9535	MEET PROXIMITY READER	73
9536	MILO DIRECTORY PANEL MEET	73
9538	MEET PC PROXIMITY READER	83
9540	MEET MANAGEMENT SOFTWARE	83
9542	MILO DIGITAL PANEL FLUSH BOX MEET	73
9543	MILO 1/W PANEL FLUSH BOX MEET	25,26,73
9545	MEET LIFT CONTROL GATEWAY	83
9546	MEET WIEGAND DOOR CONTROLLER	83
9982	POWER SUPPLY FOR PERIPHERAL CCTV CAMERA	25,26,60
9984	POWER ADAPTOR FOR PERIPHERAL CCTV CAMERA	25,26,60
9985	PERIPHERAL IP DOME CAMERA	25,26,60
9986	IP AUXILIARY CAMERA WITH WIFI	22
14501	NEO 7" MONITOR POE WHITE MEET	25,77
14591	MEET FLUSH BOX JOINING BOLTS SET	73,75
14721	WIT 7" MONITOR POE WHITE MEET	76
14723	WIT 7" MONITOR POE BLACK MEET	76
14833	WIT 10' HOME AUT. MONITOR POE BLACK MEET	26,76
23361	PROXIMITY CARD W/O MAGNETIC STRIP EM	42,109
24661	USB ADAPTOR TO RS485	106
28151	LOCK RELEASE MOD.540Aa-S MAX	98
28201	LOCK RELEASE 540AD-S MAX	98
28341	LOCK RELEASE 540ND-S MAX	97
28371	GLASS DOOR U BRACKET FOR REF.30521	100
29001	TIMER	93
29588	LOCK RELEASE 300N-412-S MAX	57,97
30521	ELECTROMAGNETIC LOCK SURFACE 280KG	100
30591	LOCK RELEASE 540ND-412-S MAX	97
30691	LOCK RELEASE 540A-S MAX	98
30701	LOCK RELEASE 540N-412-S MAX	97
30711	LOCK RELEASE 540N-S MAX	93,97
30781	BRACKET L-3 FOR REF.30521	100
30791	BRACKET DOUBLE Z	100
31722	SIP ELITE MARINE PANEL	85
31728	DUOX PLUS ELITE MARINE PANEL	49
31729	MEET ELITE MARINE PANEL	75
40002	2/W DUOX PLUS CITY AUDIO PANEL	30
40008	2/W DUOX PLUS CITY VIDEO PANEL	17
40702	CITY PANEL DUOX PLUS S1 AP101	30
40708	CITY PANEL DUOX PLUS S1 CP101	17
44332	MARINE PANEL DUOX PLUS ST1 AP101	30
44338	MARINE PANEL DUOX PLUS ST1 CP101	18,46
44348	MARINE PANEL DUOX PLUS ST1 CP201	46

REF.	DESCRIPTION	PAGE	REF.	DESCRIPTION	PAGE
44438	MARINE BLACK PANEL DUOX PLUS ST1 CP101	18,46	70131	CITY PANEL 4+N S5 AP206	90
48505	1/W COLOUR VDS VIDEO CITY KIT PANEL	24	70221	CITY PANEL 4+N S6 AP207	90
49042	1W DUOX PLUS MEMOPHONE CITY PANEL	30	70231	CITY PANEL 4+N S6 AP208	90
49071	1W DUOX PLUS MEMOV CITY VEO WIFI KIT	19	70321	CITY PANEL 4+N S7 CP 209	90
49081	1W DUOX PLUS CITY OTO VEO WIFI KIT	18	70331	CITY PANEL 4+N S7 CP210	90
49121	1W DUOX PLUS MEMOV CITY VEO-XS WIFI KIT	19	70701	CITY PANEL 4+N S1 AP101	90
49132	1W DUOX PLUS AUDIO MEMOPH CITY VEO KIT	30	70731	CITY PANEL 4+N S4 AP103	90
49171	1W DUOX PLUS MEMOV CITY VEO-XL WIFI KIT	19	70741	CITY PANEL 4+N S4 AP104	90
49202	1W DUOX PLUS AUDIO CITY VEO KIT	30	71141	CITY PANEL 4+N S8 CP211	90
49212	2W DUOX PLUS AUDIO CITY VEO KIT	30	71151	CITY PANEL 4+N S8 CP 212	90
50731	1W DUOX PLUS VID MARINE VEO-XS WIFI KIT	18	73631	DUOX PLUS DIRECT CITY VIDEO PANEL	45
50762	1W DUOX PLUS AUDIO MARINE iLOFT KIT	30	73811	DUOX PLUS DIGITAL CITY VIDEO PANEL PROX	45
50772	1W DUOX PLUS AUDIO CITY iLOFT KIT	30	73812	DUOX PLUS DIGITAL CITY VIDEO PANEL DESFIRE	45
50781	1W DUOX PLUS MARINE OTO VEO-XS WIFI KIT	18	73818	DUOX PLUS DIG 1W CITY VIDEO PANEL PROX	45
50831	1W DUOX+ VID MARINE BLA. VEO-XS WIFI KIT	18	73819	DUOX PLUS DIG 1W CITY VIDEO PANEL DESFIRE	45
52740	PROXIMITY KEYRING FERMAX MIFARE	42,83,109,112	73871	DUOX PLUS DIGITAL CITY VIDEO PANEL	45
52750	PROXIMITY CARD MIFARE FERMAX	42,83,109,112	73878	DUOX PLUS DIGITAL 1W CITY VIDEO PANEL	45
55261	DUOX PLUS DIG. MARINE VID PANEL ST3	47	73881	1W DUOX PLUS MEMOVISION CITY PANEL	19
55281	DUOX PLUS DIG MARINE VID PANEL ST3+ PROX	47	73891	CITY PANEL DUOX PLUS S4 CVPI01 DDA	18
55288	DUOX PLUS DIG 1W MARINE VID PANEL PROX	47	73911	SKYLINE DUOX PLUS VID. AMP. W	41
55361	MARINE PANEL DUOX PLUS ST2 CP101 DDA	18	80447	BASIC CITYMAX TELEPHONE WHITE	31,33,92
64551	LOCK RELEASE 540AbD-S MAX	98	88101	DOUBLE CONTACT RELAY	93
64801	LOCK RELEASE 540N-512-S MAX	97	88231	P.S.U.DISTR.230VAC-12VAC-DC	93
67500	UNIVERSAL ELECTRIC STRIKE 990N CTC 10-24V MAX	97	94111	1W VDS VIDEO CITY VEO WIBOX KIT	24
67501	UNIVERSAL LOCK RELEASE 990N-P22 10-24V MAX	57,93,97,106	94411	1W DUOX PLUS VIDEO CITY VEO-WIFI KIT	17
67511	UNIVERSAL LOCK RELEASE 990ND-P22 10-24V MAX	97	94421	2W DUOX PLUS VIDEO CITY VEO WIFI KIT	17
67521	UNIVERSAL LOCK RELEASE 990A-P22 12-24V MAX	98	94511	1W DUOX PLUS VIDEO CITY VEO-XS WIFI KIT	17
67524	UNIVERSAL LOCK RELEASE 990A-S 12-24V MAX	93,98,106	94521	2W DUOX PLUS VIDEO CITY VEO-XS WIFI KIT	17
67531	UNIVERSAL LOCK RELEASE 990AD-P22 10-24V MAX	98	95161	KIN PANEL SURFACE BOX MEET ALU	72
67532	UNIVERSAL LOCK RELEASE 990AD-L22 10-24V MAX	98	95171	MILO DIGITAL PANEL SURFACE BOX MEET ALU	73
67800	UNIVERSAL ELECTRIC STRIKE 990N-512 CTC MAX	97	95181	MILO 1W PANEL SURFACE BOX MEET ALU	73
70001	CITY PANEL 4+N S1 AP 201	90	95391	MEET DESKTOP GUARD UNIT	80
70031	CITY PANEL 4+N S4 AP203	90	95411	NEO/WIT MONITOR CONNECTOR MEET	25,26,76,77
70041	CITY PANEL 4+N S4 AP204	90	14831	WIT 10' HOME AUT. MONITOR POE WHITE MEET	26,76
70121	CITY PANEL 4+N S5 AP205	90	953303	1/W MILO VIDEO PANEL BLACK MEET	26,73

LIST OF MOST SEARCHED OBSOLETE REFERENCES AND THEIR EQUIVALENTS.

OBSOLETE REF.	DESCRIPTION	EQUIVALENCES
1098	ADS BASIC CITYMAX MONITOR (for VISION 5 installations)	PVT03305 + PVT09567
2406	199 KIT VDS CITYMAX TELEPHONE	3390
2408	ADS COMMANDER FOR AC ELECT.LOCKS	PVT03264
2447	CITYMAX ADS BASIC MONITOR	9401 + 9402
2447	CITYMAX ADS BASIC MONITOR (for VISION 5 installations)	PVT03305 + PVT09567
2451	VDS BASIC CITYMAX TELEPHONE	3390
2452	VDS EXTRA CITYMAX TELEPHONE	3391
2456	CITYMAX ADS EXTRA MONITOR	9401 + 9402
2456	CITYMAX ADS EXTRA MONITOR (for VISION 5 installations)	PVT03305 + PVT09567
2483	B/W VISION 5 CAMERA	PVT09671 + PVT02444
2490	COLOUR CITY CLASSIC CAMERA MODULE	PVT09671
2502	PUSHBUTTON CITYMAX MODULE 4+N 101	PVT09679
3305	COLOUR VDS LOFT MONITOR 3,5"	9401 + 9402
3305	COLOUR VDS LOFT MONITOR 3,5" (for VISION 5 installations)	PVT03305
3310	B/W 4+N LOFT MONITOR	PVT03307 + PVT03315
3311	B/W VDS LOFT MONITOR (for VISION 5 installations)	PVT03305 + PVT09567
3319	B/W VDS LOFT CHALET MONITOR	9401 + 9402
3320	COLOUR VDS LOFT MONITOR 3,5"	9401 + 9402
3321	VISION 5 LOFT MONITOR T-20 CHALET W/BATT	PVT03305
3610	MEMOKEY CITY CLASSIC READER	6991
6070	DIGITAL CITYMAX MONITOR	9401 + 9402
7391	COLOUR DUOX VIDEO SKYLINE MODULE W	73911
7910	RF SYSTEM KIT FOR SHOPS	5249
8022	CITYMAX BASIC MONITOR	PVT03307 + PVT03315
8028	B/W CITY CLASSIC CAMERA MODULE	PVT09671
8039	UNIVERSAL CITYMAX TELEPHONE	3431
8044	BASIC CITYMAX TELEPHONE	3426 / 3431 / 80447
9405	DUOX VEO MONITOR (versions pre 11.30)	PVT09299
9405	DUOX VEO MONITOR (versions post 11.30)	9445 + 9447
9408	DUOX VEO-XS MONITOR (versions pre 12.30)	PVT09299
9408	DUOX VEO-XS MONITOR (versions post 12.30)	9447 + 9448
49201	1/W DUOX PLUS AUDIO CITY VEO KIT	49202
80397	UNIVERSAL CITYMAX TELEPHONE WHITE	3431
3311	B/W VDS LOFT MONITOR	9401 + 9402




Spare parts

Exclusive for
professionals

Spare parts Telephones / Monitors


Citymax

SPQ: 5 units



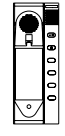
Code 9585
Curled cable original colour
4+N / VDS
BUS2 / MDS / PALACE

Code 9586
Curled cable white colour
4+N




Code 3442
Citymax telephone handset with inductive loop
DUOX


Code 9587
Telephone handset CITYMAX BL
GENERIC



Code 9589
CITYMAX TELEPHONE COVER
4+N / VDS
BUS2 / MDS / PALACE




Code 8051
COMPLET CITYMAX telephone
4+N



Code 8058
Telephone CITYMAX PALACE EXTRA
PALACE




Code 1221
Colour palace BUS3 monitor
PALACE




Code 2487
EXTRA colour palace monitor
PALACE

LOFT

SPQ: 5 units




Code 9593
Curled cable LOFT
4+N / VDS
BUS2 / DUOX




Code 9594
LOFT headphone arm
4+N / VDS
BUS2 / DUOX


LOFT




Code 9550
Front cover of LOFT Extra telephone
GENERIC



Code 3397
BUS2 EXTRA LOFT telephone
BUS2




Code 3451
DUOX PLUS BASIC LOFT telephone
DUOX




Code 9551
LOFT monitor adaptation kit
GENERIC




Code 3325
VDS LOFT monitor desktop connector
VDS




Code 3307
LOFT monitor colour
4+N




Code 3305
Colour LOFT VDS monitor
VDS




Code 3235
Colour BUS2 LOFT monitor
BUS2



Code 3315
4+N LOFT monitor connector
4+N



Code 3314
LOFT VDS monitor connector
VDS



Code 3221
BUS 2 Loft monitor connector
BUS2

Spare parts Telephones / Monitors

LOFT



Code 3386
LOFT decorative
frame

GENERIC

LOFT COMPACT



Code 9633
LOFT compact
monitor audio
replacement set

VDS



Code 3742
VDS LOFT COM-
PACT surface
connector

VDS

iLOFT | iLOFT PURE



Code 5620
Colour VDS iLOFT
monitor

VDS



Code 5631
iLOFT monitor
crystal frame

VDS

SPQ: 20 units



Code 9319
Wheel
potentiometer
telephone iLOFT

DUOX / VDS / LYNX



Code 9552
Repairment audio set
of iLOFT monitor

GENERIC



Code 5614
iLOFT surface
VDS monitor

VDS



Code 5619
iLOFT surface
PURE monitor
BUS2

BUS2



Code 5637
iLOFT monitor
desktop

GENERIC

smile



Code 6545
3.5" VDS BASIC
SMILE monitor

VDS



Code 6550
7" VDS BASIC
SMILE monitor

VDS



Code 6554
7" VDS BASIC
SMILE DDA
monitor

VDS



Code 6575
7" VDS BASIC
SMILE touch
monitor

VDS




Code 6557
7" VDS BASIC
SMILE monitor
black

VDS


Spare parts Telephones / Monitors

SMILE



Code 6547
SMILE 3.5" flush decorative frame

VDS



Code 6552
SMILE 7" flush decorative frame white (no monitor)

VDS



Code 6560
SMILE 7" flush decorative frame black (no monitor)

VDS



Code 6546
SMILE 3.5" flush box

VDS




Code 6551
SMILE 7" flush box

VDS




Code 6566
SMILE monitor desktop support

VDS



Code 6548
SMILE VDS monitor connector

VDS



Code 6565
SMILE VDS monitor white connector

VDS



Code 6567
SMILE VDS monitor connector black

VDS



Code 3387
Special decorative frame

VDS

VEO



Code 9301
VEO monitor/telephone handset


DUOX / VDS

SPQ: 5 units



Code 9302
VEO monitor/telephone cord cable

DUOX / VDS



Code 9299
Monitor VEO DUOX-colour 4,3" (Compatible with connector ref.9402)

DUOX



Code 9320
Audio DUOX PLUS VEO guard unit monitor

DUOX




Code 9333
DUOX guard unit repair set

DUOX/MEET



Code 9362
Volume control wheel for VEOXS/XL DUOX monitors

DUOX









Code 9803
Set loudspeaker monitor SMILE/VIVO/VEOXS-XL

GENERIC

* We no longer have the connector ref.9406 in stock. In case you require one, the compatible connector would be ref.9402 (using the strip of the previous connector).
SPQ RECOMMENDED= Standard Packing Quantity (quantity per standard packing).

Spare parts Panels

City Classic

 <p>Code 9553 CITYLINE CLASSIC closing set</p> <p>4+N / VDS BUS2 / MDS / PALACE</p>	<p>SPQ: 4 units</p>  <p>Code 9655 CITY CLASSIC BASIC closing set</p> <p>4+N / VDS BUS2 / MDS / PALACE</p>	<p>SPQ: 5 units</p>  <p>Code 9600 CITY CLASSIC simple pushbutton</p> <p>4+N / VDS BUS2 / MDS / PALACE</p>	<p>SPQ: 5 units</p>  <p>Code 9601 CITY CLASSIC double pushbutton</p> <p>4+N / VDS BUS2 / MDS / PALACE</p>	<p>SPQ: 10 units</p>  <p>Code 9607 City Classic panel lamps</p> <p>4+N / VDS BUS2 / MDS / PALACE</p>
<p>SPQ: 10 uds</p>  <p>Code 9735 Connection bracket lamp</p> <p>4+N / VDS BUS2 / DUOX</p>	<p>Code 9602 B/W crystal telecamera CITY CLASSIC</p> <p>Code 9603 Colour crystal telecamera City Classic</p> <p>4+N / VDS BUS2 / MDS / PALACE</p>	<p>Code 1170 Multilanguage voice synthesizer</p> <p>MDS/VDS</p>	<p>Code 5003 1+N diodes circuit</p> <p>1+N</p>	<p>Code 9779 Audio CLASSIC amplifier repairing set</p> <p>4+N / VDS BUS2 / MDS / PALACE</p>
<p>Code 9695 4+N kit CITY CLASSIC amplifier W/O synthesizer</p> <p>4+N</p>	<p>Code 9696 4+W CITY CLASSIC building amplifier W/O synthesizer</p> <p>4+N</p>	<p>Code 9697 VDS CITY CLASSIC amplifier</p> <p>VDS</p>	<p>Code 9657 CITYLINE CLASSIC heating resistance</p> <p>4+N / VDS BUS2 / MDS / PALACE</p>	<p>Code 9745 CITY CLASSIC keypad key set</p> <p>VDS / BUS2 / MDS</p>
<p>Code 8584 Generic SPECIAL CLASSIC panel</p> <p>GENERIC</p>	<p>Code 8585 SPECIAL CLASSIC 4+N panel</p> <p>4+N</p>	<p>Code 8586 SPECIAL CLASSIC VDS panel</p> <p>VDS</p>	<p>Code 8587 SPECIAL CLASSIC BUS2 panel</p> <p>BUS2</p>	

SPQ RECOMMENDED= Standard Packing Quantity (quantity per standard packing).

Spare parts Panels

City Classic Digital



Code 9614
VDS/BUS2 CITY
CLASSIC display
module
VDS / BUS2



Code 9615
MDS CITY
CLASSIC direct
display module
MDS



Code 9616
MDS CITY CLASSIC
digital display
module
MDS



Code 9617
VDS CITY CLASSIC
direct keypad
module
VDS



Code 9618
VDS CITY CLASSIC
digital keypad
module
VDS



Code 9619
MDS CITY CLASSIC
direct keypad
module
MDS



Code 9620
MDS CITY CLASSIC
digital keypad
module
MDS



Code 9621
CITY CLASSIC
100C memokey
module
CA



Code 9662
CITYMAX guard unit
separation set
MDS



Code 9678
4+N CITYMAX
amplifier module
4+N

Code 9684
VDS CITYMAX
amplifier module
VDS



Code 9671
Colour CITY
CLASSIC /
CITYMAX camera
module

4+N / VDS / BUS2
MDS / PALACE




Code 9679
Pushbutton
Citymax module
4+N 101
4+N

Code 9685
Pushbutton
CITYMAX module
VDS 101
VDS



Code 9680
Pushbutton
CITYMAX module
4+N 102
4+N

Code 9686
Pushbutton
CITYMAX module
VDS 102
VDS



Code 9681
Pushbutton
CITYMAX module
4+N 103
4+N

Code 9687
Pushbutton CITYMAX
module VDS 103
VDS



Code 9694
Pushbutton
CITYMAX module
4+N 201
4+N

Code 9688
Pushbutton
CITYMAX module
VDS 201
VDS



Code 9682
Pushbutton
CITYMAX module
4+N 202
4+N

Code 9689
Pushbutton
CITYMAX module
VDS 202
VDS



Code 9683
Pushbutton
CITYMAX module
4+N 203
4+N

Code 9690
Pushbutton
CITYMAX module
VDS 203
VDS



Code 2520
CITYMAX
memokey module
CA



Code 8820
CITYMAX
panoramic
cardholder
GENERIC

Citymax

Spare parts Panels


Citymax




Code 9659
CITYMAX MDS
proximity module

MDS


Cityline



<p>Code 6966 CITY VDS 2/W audio amplifier</p> <p>VDS</p>	<p>Code 6975 CITY 4+N 2/W audio amplifier</p> <p>4+N</p>	<p>Code 6984 CITY BUS2v 2/W audio amplifier</p> <p>BUS2</p>
<p>Code 9321 CITY DUOX audio amplifier 2 pushbuttons v3.0/18V</p> <p>DUOX</p>	<p>Code 9346 CITY DUOX PLUS audio amplifier 2 pushbuttons</p> <p>DUOX</p>	<p>Code 9734 CITY 4+N 2/W audio amplifier</p> <p>4+N</p>



<p>Code 6962 Keypad CITY VDS audio amplifier</p> <p>VDS</p>	<p>Code 9322 Keypad CITY DUOX audio amplifier v3.0/18V</p> <p>DUOX</p>	<p>Code 9347 Keypad CITY DUOX PLUS audio amplifier</p> <p>DUOX</p>
--	---	---

















<p>Code 6978 CITY 4+N 2/W colour video amplifier</p> <p>4+N</p>	<p>Code 6969 CITY VDS 2/W colour video amplifier</p> <p>VDS</p>	<p>Code 6987 CITY BUS22/W co- lour video amplifier</p> <p>BUS2</p>	<p>Code 9323 CITY DUOX PLUS video amplifier 2 pushbuttons</p> <p>DUOX</p>
<p>Code 9279 CITY DUOX video amplifier 2 pushbuttons v3.0/18V</p> <p>DUOX</p>	<p>Code 9328 Digital CITY DUOX 1/W PLUS video amplifier</p> <p>DUOX</p>	<p>Code 9775 CITY VDS kit 2/W colour video amplifier</p> <p>VDS</p>	

*With these amplifier models, we have covered the 30 different existing models of 0, 1 and 2 Lines. These are the most complete amplifiers (building amplifiers with colour camera). In case you need the 1 Line Amplifier, you will have to remove the extra pushbutton with a screwdriver.

Spare parts Panels

Cityline

 <p>Code 6963 Keypad VDS CITY video amplifier</p> <p>VDS</p>		 <p>Code 9280 Keypad DUOX CITY video amplifier V.3.0 / 18V</p> <p>DUOX</p>		 <p>Code 9324 Keypad DUOX PLUS CITY video amplifier</p> <p>DUOX</p>		 <p>Code 9658 CITY heating resistance</p> <p>GENERIC</p>			
<p>SPQ: 5 units</p>  <p>Code 9608 CITYLINE simple pushbutton 4+N / VDS / BUS2 MDS / DUOX</p>		<p>SPQ: 5 units</p>  <p>Code 9609 CITYLINE double pushbutton 4+N / VDS / BUS2 /MDS / DUOX</p>		 <p>Code 9610 MDS CITYLINE digital display MDS</p> <p>Code 9611 VDS/BUS2 CITYLINE digital display VDS / BUS2</p>		 <p>Code 9729 Display card CITYLINE GENERIC</p>		 <p>Code 9804 DUOX CITYLINE display v21.23 DUOX</p> <p>Code 9283 Display CITYLINE DUOX PLUS DUOX</p>	
 <p>Code 9642 Cityline digital keypad VDS / BUS2 / MDS</p> <p>Code 9308 CITY DUOX digital keypad DUOX</p>		 <p>Code 9613 Cityline memokey keypad CA</p>		 <p>Code 9728 CITYLINE direct keypad MDS / VDS BUS2 / DUOX</p>		<p>SPQ: 2 units</p>  <p>Code 9554 Cityline closing accessories set GENERIC</p> <p>Code 9656 CITYLINE locking accessories set GENERIC</p>		 <p>Code 9555 Mechanical repairment set audio panels GENERIC</p>	

*With these amplifier models, we have covered the 30 different existing models of 0, 1 and 2 Lines. These are the most complete amplifiers (building amplifiers with colour camera). In case you need the 1 Line Amplifier, you will have to remove the extra pushbutton with a screwdriver.

SPQ RECOMMENDED= Standard Packing Quantity (quantity per standard packing).

Spare parts Panels

Cityline



Code 9556
Mechanical
repairment set of
video panels

GENERIC



Code 9345
Set rep. video DUOX
PLUS panel

DUOX

Code 7424
Special CITYLINE
panel

GENERIC

Code 7425
Special CITYLINE
4+N panel

4+N

Code 7426
Special CITYLINE
VDS panel

VDS

Code 7427
Special CITYLINE
BUS2 panel

BUS2

Code 7428
Special CITYLINE
DUOX panel

DUOX

MARINE Classic



Code 9558
MARINE panel
closing accessories
set

GENERIC



Code 9622
4+N MARINE
CLASSIC amplifier
module

4+N



Code 9623
VDS MARINE
CLASSIC amplifier
module

VDS



Code 3242
BUS2 adapter
module

BUS2



Code 9625
Colour MARINE
CLASSIC camera
module

4+N / VDS
BUS2 / MDS

MARINE



Code 9354
MARINE direct
keypad (Bell)

GENERIC



Code 9355
MARINE digital
keypad

Code 9356
MARINE digital
keypad DUOX PLUS
set

GENERIC



Code 9357
MARINE memokey
keypad

GENERIC



Code 9281
Keypad MARINE
DUOX video
amplifier v3.0/18V

Code 9282
Pushbutton MARINE
DUOX video amplifier
v3.0/18V

DUOX



Code 9286
Keypad 1/W
MARINE Duox Plus
video amplifier


DUOX

The accessory and repairment sets are compatible with the Skyline model.

SPQ RECOMMENDED= Standard Packing Quantity (quantity per standard packing).

Spare parts Panels


MARINE



Code 9325
Keypad MARINE
DUOX PLUS video
amplifier

Code 9326
Pushbutton MARINE
DUOX PLUS video
amplifier

DUOX DUOX



Code 9348
Pushbutton MARINE
DUOX PLUS audio
amplifier

Code 9349
Keypad MARINE
DUOX PLUS
audio amplifier

DUOX DUOX



Code 9703
Pushbutton
VDS MARINE
video
amplifier

Code 9638
Pushbutton VDS
MARINE video
keypad amplifier

Code 9639
BUS2 MARINE
video amplifier

Code 9637
4+N MARINE
video ampli-
fier

VDS VDS BUS2 4+N



Code 9635
N-MARINE audio
VDS keypad
amplifier

Code 9713
VDS MARINE
audio amplifier

VDS VDS



Code 9640
VDS/BUS2
MARINE display

VDS / BUS2

Code 9641
MDS Marine
display


MDS

SPQ: 2 units



Code 9630
MARINE
pushbutton


4+N / VDS / BUS2
MDS / DUOX



Code 9284
DUOX PLUS
MARINE display


Code 9310
DUOX MARINE
display v21.23

DUOX




Code 9692
MARINE camera
lens set

GENERIC




Code 9365
Crystal visor
MARINE DUOX
display

GENERIC



Code 9366
Crystal visor
MARINE proximity

GENERIC



Code 9367
Crystal visor
MARINE
One-To-One

GENERIC











With the Marine amplifier models, we cover 30 different existing models of 0, 1 and 2 Ways. They are the most complete amplifiers (building amplifiers with colour camera). If you require the 1-way amplifier, you will have to remove the extra pushbutton with a screwdriver.

The B/W camera modules will be supplied while stocks last (they will be replaced by the colour ones).

SPQ RECOMMENDED= Standard Packing Quantity (quantity per standard packing).

Spare parts Panels

SKYLINE

 <p>Code 7433 SKYLINE BUS2 video module W</p> <p>BUS2</p>	 <p>Code 7406 SKYLINE 4+N video module</p> <p>4+N</p>	 <p>Code 7421 SKYLINE VDS video module</p> <p>VDS</p>	 <p>Code 9327 SKYLINE DUOX video module W v3.0/18V</p> <p>DUOX</p>	 <p>Code 9369 Display card SKYLINE</p> <p>GENERIC</p>
 <p>Code 7450 DUOX SKYLINE display v21.23 (compatible with DUOX V3.0)</p> <p>DUOX</p>	 <p>Code 7460 Digitiser Module</p> <p>MDS</p>	 <p>Code 9318 Logo + oval bottom CITYLINE/SKYLINE</p> <p>GENERIC</p>	 <p>Code 73901 SKYLINE DUOX audio amplifier W v3.0/24V</p> <p>DUOX</p>	 <p>Code 9784 Panel ELECTRET microphone</p> <p>GENERIC</p>

Spare parts Access control

Access control

 <p>Code 9334 AC-MAX kit controller circuit 2 doors AC-MAX</p>	 <p>Code 9335 AC-MAX kit controller circuit 4 doors AC-MAX</p>	 <p>Code 9336 AC-MAX kit expander circuit 2 doors AC-MAX</p>	 <p>Code 9337 AC-MAX kit expander circuit 2 doors AC-MAX</p>	 <p>Code 9338 AC-MAX kit power supply 13.8 vdc / 3.6 a AC-MAX</p>
 <p>Code 9339 AC-MAX kit power supply 13.8 vdc / 5.4 a AC-MAX</p>	 <p>Code 9344 AC-MAX expander module connectors AC-MAX</p>	 <p>Code 5255 Slim Proximity reader 13.56 WG/ AXES CA</p>	 <p>Code 5262 Proximity keycard pre 13.56mhz CA</p>	 <p>Code 5263 Proximity keyring pre 13.56mhz CA</p>
 <p>Code 5261 RF KEYTRI PLUS2 remote control CA</p>	 <p>Code 5264 HF antenna hands-free 1.5mts CA</p>	 <p>Code 5265 HF wristband hands-free 868MHZ CA</p>	 <p>Code 5280 Central controller IP_AXES 1/2+ CA</p>	 <p>Code 5281 Expansion IP_ AXES 4 CA</p>
 <p>Code 5282 Expansion IP_AXES I/O CA</p>	 <p>Code 9781 CITY/MARINE fingerprint reader CA</p>	 <p>Code 4410 Central unit AC+ CA</p>	 <p>Code 2338 PC RS232 to RS485 adaptor GENERIC</p>	 <p>Code 5258 RF-PROX programming kit USERPLUS CA</p>

Spare parts Systems

VISION 5



Code 2482
VISION 5 video distributor

VISION 5



Code 9567
VISION 5 LOFT connector replacement set

VISION 5



Code 2444
VISION 5 video converter

VISION 5

4+N



Code 2065
General call amplifier

4+N



Code 8812
Automatic video switcher

4+N

LYNX



Code 1605
VIVO LYNX connector

LYNX



Code 1623
LYNX SKYLINE display

LYNX



Code 1615
LYNX relay decoder Master

LYNX



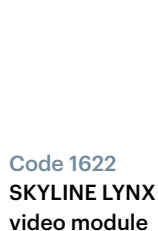
Code 1645
iLOFT telephone LYNX

LYNX



Code 9312
LYNX MARINE display

LYNX



Code 1622
SKYLINE LYNX video module

LYNX



Code 5503
MARINE LYNX video module

LYNX



Code 9309
CITYLINE LYNX video module

LYNX



Code 1650
SMILE 7" LYNX monitor white

LYNX



Code 1655
SMILE LYNX monitor connector

LYNX


Spare parts Systems

way




Code 1405
7" WAY kit monitor 1

WAY




Code 1407
1/W colour WAY video kit panel

WAY



Code 1411
1/W WAY Prox video kit panel

WAY



Code 9298
Kit WAY panel lens

WAY



Code 1436
7" WAY-FI touch screen monitor with WiFi

WAY



Code 1438
1/W WAY-FI video panel


WAY



Code 1440
WAY-FI power supply.


WAY

MEET



Code 15444
KIN, MARINE panels audio set

MEET




Code 15428
KIN panel 10" TFT

MEET




Code 15427
KIN panel camera repair set (Grey)

MEET




Code 15432
KIN panel slider set (Grey)

MEET



Code 15430
KIN panel front replacement set

MEET



Code 15429
MILO panel camera repair set

MEET



Code 15470
MILO panel front cover set for ref.9531

MEET



Code 15471
MILO TOUCH panel front cover set for ref.9532

MEET




Code 15472
MILO panel slider set

MEET




Code 15475
MILO, MARINE panels 4,3" TFT

MEET



Code 15477
MILO panel keypad set

MEET




Code 15478
Set audio panel MILO

MEET




Code 15490
1/W MILO panel front cover set

MEET



Code 15492
1/W MILO panel camera

MEET













Code 15499
MEET panel accessories set





MEET

Spare parts Systems




MEET

 <p>Code 15506 7" TFT monitor (WIT, MIO)</p> <p>MEET</p>	 <p>Code 15507 10" TFT monitor (WIT, MIO)</p> <p>MEET</p>	 <p>Code 15512 Monitor audio set (WIT, MIO)</p> <p>MEET</p>	 <p>Code 15515 MEET Monitors accessories</p> <p>MEET</p>	 <p>Code 952701 MEET MIO 10" monitor white</p> <p>MEET</p>
 <p>Code 15452 MARINE MEET panel camera</p> <p>MEET</p>	 <p>Code 15517 NEO TFT 7" monitor</p> <p>MEET</p>	 <p>Code 15519 Audio monitor NEO set</p> <p>MEET</p>	 <p>Code 15453 MARINE MEET panel proximity reader visor</p> <p>MEET</p>	 <p>Code 15451 MARINE MEET panel lens</p> <p>MEET</p>


DUOX

 <p>Code 3244 DUOX filter 18VDC</p> <p>DUOX</p>	 <p>Code 3253 2/W DUOX v3 regenerator</p> <p>DUOX</p>	 <p>Code 3256 1/W DUOX v3 regenerator</p> <p>DUOX</p>	 <p>Code 3259 1/W DUOX v3 multichannel regenerator</p> <p>DUOX</p>
---	---	---	--

PALACE

 <p>Code 9017 Multiway BUS3 switcher</p> <p>PALACE</p>	 <p>Code 88039 Multiway BUS-3 power supply 230V</p> <p>PALACE</p>	 <p>Code 8817 CITYMAX multiway switcher</p> <p>PALACE</p>
--	---	---

BUS2



Code 3241
4/W BUS2
distributor

BUS2



Code 3245
BUS2/MDS
decoder

BUS2



Code 3246
BUS2 panel
switcher

BUS2



Code 3247
BUS2 relay
module

BUS2



Code 3248
BUS2 trunk shunt

BUS2



Code 3263
4/W BUS2 mini
distributor

BUS2



Code 3243
BUS2 Power supply
adapter

GENERIC



Code 3249
BUS2 regenerator


BUS2

VDS



Code 2448
2 Ways video
distributor

4+N / VDS



Code 2449
4 Ways video
distributor

4+N/VDS



Code 2450
VDS video switcher

VDS



Code 3260
2 Ways video mini
distributor

VDS



Code 3262
4 ways video mini
distributor

VDS



Code 3265
VDS TESTER

VDS



Code 3264
Doorlock AC
Activator

GENERIC



Code 2472
8/W cameras video
selector

4+N/VDS



Code 6080
Camera adapter
18V/12V

VDS



Code 4110
Video signal
amplifier

GENERIC



Code 4614
Video selector

VDS

Spare parts Systems

MDS



Code 1300
MDS/4+N
minidecoder

MDS



Code 2426
4/W audio
isodecoder

MDS



Code 2440
MDS CITY CLASSIC
digitizer module

MDS



Code 24050
MDS central unit
W/MEMORIES

MDS



Code 1087
IP remote
management
module

MDS



Code 1345
Fiber optics
converter

MDS



Code 2418
4/W MDS video
distributor

MDS



Code 2419
8/W MDS video
distributor

MDS



Code 2429
8/W MDS/AC+
sensor decoder.
DIN10

MDS



Code 2443
MDS DIRECT/CITY
1 access switcher

MDS



Code 2532
Citymax guard
unit MDS DIRECT/
CITY

MDS

OTHER ACCESSORIES



Code 9364
SET FERMAX
installation device
strips

GENERIC



Code 9363
SET FERMAX
terminal
connection strips

GENERIC

Spare parts Equivalence / Spare Parts Code

DUOX MONITORS (VERSIONS 10.10 TO 12.13)

DESCRIPTION	SPARE PART CODE	OBSOLETE
VEO Monitor	9299	9405
VEO XS Monitor	9299 + 9402*	9408
LOFT Monitor	9299 + 9402*	3412
iLoft Monitor	9299 + 9402*	5602

(*) Compatible wall connector, requires green terminal block from previous monitor.

DUOX VIDEO PANELS v3.0 and previous versions (amplifier versions 10.10 to 33.43)

DESCRIPTION	SPARE PART CODE	OBSOLETE
Pushbutton CITY DUOX audio amplifier v3.0/24V	9321	980917/980931/980932/9 80933/981032/981033/981034
Amplifier AUDIO CITY DUOX PLUS keyboard	9322	980934/980935/980987/98099/980916
Keypad MARINE DUOX video amplifier v3.0/18V	9281	9791
Pushbutton MARINE DUOX video amplifier v3.0/18V	9282	9792
Pushbutton CITY DUOX video amplifier v3.0/18V	9279	9789
Keypad CITY DUOX video amplifier v3.0/18V	9280	9790
SKYLINE DUOX video amplifier W v3.0/18V	9327	7391
DUOX SKYLINE display v21.23	7450	7450
DUOX CITYLINE display v21.23	9804	980564
DUOX MARINE display v21.23	9310	98565

DUOX PLUS VIDEO PANELS (amplifier versions 40.10 and later versions)

DESCRIPTION	SPARE PART CODE	OBSOLETE
2 pushbutton CITY DUOX PLUS audio amplifier	9346	981032 / 981033
Keypad CITY DUOX PLUS audio amplifier	9347	981028
Keypad MARINE DUOX PLUS video amplifier	9325	980945
Pushbutton MARINE DUOX PLUS video amplifier	9326	980946
Keypad 1/W MARINE DUOX PLUS video amplifier	9286	980968
Pushbutton CITY DUOX PLUS video amplifier	9323	980941/980941 980942/980942/980965
Keypad CITY DUOX PLUS video amplifier	9324	980943
Keypad 1/W CITY DUOX PLUS video amplifier	9328	980947
DUOX PLUS MARINE display	9284	981018
DUOX PLUS CITYLINE display	9283	981017
DUOX SKYLINE display v21.23	7470	7450
DUOX CITYLINE display v21.23	9804	980564
DUOX MARINE display v21.23	9310	98565

CITY CLASSIC PANELS

DESCRIPTION	SPARE PART CODE	OBSOLETE
4+N Kit Amplifier (without voice synthesizer)	9695	1141/98600/95161/98027
4+N Building Amplifier (without voice synthesizer)	9696	1160/98589/98002/98007
VDS Amplifier	9697	1145/99217/98399/98549
VDS/BUS2 Display Module	9614	98471C
MDS Direct Display	9615	98617
MDS Digital Display	9616	98227
VDS Direct Keypad	9617	98545
VDS Digital Keypad	9618	98475
MDS Direct Keypad	9619	98625B
MDS Digital Keypad	9620	98208B
100C Memokey Keypad	9621	98087C

CITYMAX PANEL

DESCRIPTION	SPARE PART CODE	OBSOLETE
4+N Amplifier Module	9678	2500/99131
VDS Amplifier Module	9684	1146/2514
1+N Citymax Amplifier Module	9715	5004/98906
1+N Flat Amplifier Module	9716	1108/99342
Colour City Classic / Citymax Camera Module	9671	2490
MDS Proximity Citymax Module	9659	2260/2560
Citymax Module W/O Pushbuttons	9672	2501
4+N 101 Pushbutton Module	9679	2502
4+N 102 Pushbutton Module	9680	2503
4+N 103 Pushbutton Module	9681	2504
4+N 201 Pushbutton Module	9694	2505
4+N 202 Pushbutton Module	9682	2506
4+N 203 Pushbutton Module	9683	2507
VDS 101 Pushbutton Module	9685	2508
VDS 102 Pushbutton Module	9686	2509
VDS 103 Pushbutton Module	9687	2510
VDS 201 Pushbutton Module	9688	2511
VDS 202 Pushbutton Module	9689	2512
VDS 203 Pushbutton Module	9690	2513

Spare parts Equivalence / Spare Parts Code

CITYLINE PANEL

DESCRIPTION	SPARE PART CODE	OBSOLETE
2 Pushbutton CITY DUOX Audio Amplifier v3.0/24V	9321	980917/980931/980932/980933
Keypad CITY DUOX Audio Amplifier v3.0/24V	9322	980934/980935/980987/980997/980916
2 Pushbutton CITY DUOX PLUS video amplifier	9323	980941/980941/980942/980942/980965
Keypad CITY DUOX PLUS video amplifier	9324	980943
Keypad 1/W CITY DUOX PLUS video amplifier	9328	980947
2/W 4+N Audio Amplifier	9734	4844/4846/4852/4854/4856/4858/98007 8980371/980373/980375/980377 98187/99976
2/W 4+N Audio City Amplifier	6975	6973/6974/6975/99583/99584/99585 99575/99976/99881
2/W Colour 4+N Video CITY Amplifier	6978	6976/6977/6978/99588/99589 99594/99586/99587/99595
2/W Colour Video Amplifier CITY VDS Kit	9775	980415/980419/980420/980414
2/W VDS Audio CITY Amplifier	6966	6964/6965/6966/99054/99034/99566
2/W Colour VDS Video CITY Amplifier	6969	6967/6968/6969/99052/99033/99567 99053/99032/99568
VDS Audio CITY Keypad Amplifier	6962	6962/980428
VDS Video CITY Keypad Amplifier	6963	6963/980429
2/W BUS2 Audio CITY Amplifier	6984	6982/6983/6984/99569/99570 99571/99931/98578"
2/W Colour BUS2 Video CITY Amplifier	6987	6985/6986/6987/99573/99574 99572/99930/98611
DUOX CITYLINE display v21.23	9804	73811/73818/73851/73852/73871 73878/980564
MDS CITYLINE Display Digital	9610	99626B
VDS/BUS2 CITYLINE Digital Display	9611	99622E
MDS/VDS/BUS2 Digital Keypad	9642	99612B
Direct keypad (B) + mounting accessories set	9308	980512
MDS/VDS/BUS2/DUOX Digital Keypad	9728	99610
CITYLINE Memokey Keypad	9613	6991/99632E

MARINE CLASSIC PANELS

DESCRIPTION	SPARE PART CODE	OBSOLETE
4+N AUDIO amplifier	9622	1143/1360/98866
VDS AUDIO amplifier	9623	1149/1361/99318
Colour MARINE CLASSIC camera module	9625	1363/99950
MDS Display digital	9626	1120/99128
VDS/BUS2 Digital Keypad	9629	1123/99114

MARINE PANELS

DESCRIPTION	SPARE PART CODE	OBSOLETE
Keypad Marine DUOX PLUS Video Amplifier	9325	980945
Pushbutton Marine DUOX PLUS Video Amplifier	9326	980946
Keypad 1/W Marine DUOX PLUS Video Amplifier	9286	980968
4+N Marine Audio Amplifier	9634	980380
4+N Marine Video Amplifier	9637	980382
VDS Marine Video Amplifier	9703	5494/54337/54347 54357/54367/54377 980381
VDS Marine Audio Amplifier	9713	54333/54343/980379
VDS Marine Audio Keypad Amplifier	9635	980384
VDS Marine Video Keypad Amplifier	9638	980385
BUS2 Marine Audio Amplifier	9636	980378
BUS2 Marine Video Amplifier	9639	980259
DUOX Marine Display v21.23	9310	980565
MDS Marine Display	9641	980383
VDS Marine Display Module	9771	1159/99184
VDS/BUS2 Marine display	9640	980260D
Cityline Digital Keypad	9642	99612B
Marine Digitizer Module	9805	980507
Direct Keypad (B) + Mounting Accessories Set	9308	980512
Proximity Reader Marine	9667	980387
Cityline Memokey Keypad	9613	99632E
Marine One To One Module	9643	980261B

Spare parts Obsolete / Spare Parts Codes Equivalences

REF. OBSOLETE	REF. SPARE PARTS	DESCRIPTION
1108	9716	1+N flat amplifier module
1120	9626	MDS Display Digital
1123	9629	VDS/BUS2 Digital Keypad
1141	9695	4+N Kit City Classic Amplifier w/o Synthesizer
1143	9622	4+N Marine Classic Amplifier Module
1145	9697	VDS City Classic Amplifier
1146	9684	VDS Citymax Amplifier Module
1149	9623	VDS Marine Classic Amplifier Module
1159	9771	VDS Marine Display Module
1160	9696	4+N City Classic Building Amplif. w/o Synthesizer
1360	9622	4+N Marine Classic Amplifier Module
1361	9623	VDS Marine Classic Amplifier Module
1363	9625	Colour Marine Classic Camera Module
2260	9659	MDS Proximity Citymax Module
2490	9671	Clour Citymax Camera Module
2500	9678	4+N Citymax Amplifier Module
2501	9672	Citymax Module W/O Pushbuttons
2502	9679	4+N 101 Citymax Pushbutton Module
2503	9680	4+N 102 Citymax Pushbutton Module
2504	9681	4+N 103 Citymax Pushbutton Module
2505	9694	4+N 201 Citymax Pushbutton Module
2506	9682	4+N 202 Citymax Pushbutton Module
2507	9683	4+N 203 Citymax Pushbutton Module
2508	9685	VDS 101 Citymax Pushbutton Module
2509	9686	VDS 102 Citymax Pushbutton Module
2510	9687	VDS 103 Citymax Pushbutton Module
2511	9688	VDS 201 Citymax Pushbutton Module
2512	9689	VDS 202 Citymax Pushbutton Module
2513	9690	VDS 203 Citymax Pushbutton Module
2514	9684	VDS Citymax Amplifier Module
2560	9659	MDS Proximity Citymax Module
5004	9715	1+N Citymax Amplifier Module
6962	6962	VDS audio CITY keypad amplifier
6963	6963	VDS video CITY keypad amplifier
6964	6966	2/W VDS audio CITY amplifier
6965	6966	2/W VDS audio CITY amplifier
6966	6966	2/W VDS audio CITY amplifier
6967	6969	2/W colour VDS video CITY amplifier
6968	6969	2/W colour VDS video CITY amplifier
6969	6969	2/W colour VDS video CITY amplifier
6973	6975	2/W 4+N audio CITY amplifier
6974	6975	2/W 4+N audio CITY amplifier
6975	6975	2/W 4+N audio CITY amplifier
6976	6978	2/W colour 4+N video CITY amplifier
6977	6978	2/W colour 4+N video CITY amplifier
6978	6978	2/W colour 4+N video CITY amplifier

REF. OBSOLETE	REF. SPARE PARTS	DESCRIPTION
6982	6984	2/W BUS2 audio CITY amplifier
6983	6984	2/W BUS2 audio CITY amplifier
6984	6984	2/W BUS2 audio CITY amplifier
6985	6987	2/W colour BUS2 video CITY amplifier
6986	6987	2/W colour BUS2 video CITY amplifier
6987	6987	2/W colour BUS2 video CITY amplifier
6991	9613	Cityline Memokey Keypad
7454	9613	Cityline Memokey Keypad
95161	9695	4+N Kit City Classic Amplifier w/o Synthesizer
98002	9696	4+N City Classic Building Amplif. w/o Synthesizer
98007	9696	4+N City Classic Building Amplif. w/o Synthesizer
98027	9695	4+N Kit City Classic Amplifier w/o Synthesizer
98087	9621	City Classic100C Memokey Keypad
98098	9621	City Classic100C Memokey Keypad
98187	9734	Audio 2/W City 4+N Kit Amplifier
98208	9620	MDS City Classic Digital Keypad Module
98227	9616	MDS City Classic Display Digital Module
98399	9697	VDS City Classic Amplifier
98471	9614	VDS/BUS2 City Classic Module Display
98475	9618	VDS City Classic Digital Keypad Module
98545	9617	VDS City Classic Direct Keypad Module
98549	9697	VDS City Classic Amplifier
98578	6984	2/W BUS2 audio CITY amplifier
98589	9696	4+N City Classic Building Amplif. w/o Synthesizer
98600	9695	4+N Kit City Classic Amplifier w/o Synthesizer
98611	6987	2/W colour BUS2 video CITY amplifier
98617	9615	MDS City Classic Display Direct Amplifier
98625	9619	MDS City Classic Keypad Direct Amplifier
98866	9622	4+N Marine Classic Amplifier Module
98906	9715	1+N Citymax Amplifier Module
99032	6969	2/W colour VDS video CITY amplifier
99033	6969	2/W colour VDS video CITY amplifier
99034	6966	2/W VDS audio CITY amplifier
99052	6969	2/W colour VDS video CITY amplifier
99053	6969	2/W colour VDS video CITY amplifier
99054	6966	2/W VDS audio CITY amplifier
99114	9629	VDS/BUS2 Digital Keypad
99128	9626	MDS Display Digital
99131	9678	4+N Citymax Amplifier Module
99184	9771	VDS Marine Display Module
99217	9697	VDS City Classic Amplifier
99318	9623	VDS Marine Amplifier Module
99342	9716	1+N flat amplifier module

REF. OBSOLETES	REF. SPARE PARTS	DESCRIPTION
99566	6966	2/W VDS audio CITY amplifier
99567	6969	2/W colour VDS video CITY amplifier
99568	6969	2/W colour VDS video CITY amplifier
99569	6984	2/W BUS2 audio CITY amplifier
99570	6984	2/W BUS2 audio CITY amplifier
99571	6984	2/W BUS2 audio CITY amplifier
99572	6987	2/W colour BUS2 video CITY amplifier
99573	6987	2/W colour BUS2 video CITY amplifier
99574	6987	2/W colour BUS2 video CITY amplifier
99575	6975	2/W 4+N audio CITY amplifier
99583	6975	2/W 4+N audio CITY amplifier
99584	6975	2/W 4+N audio CITY amplifier
99585	6975	2/W 4+N audio CITY amplifier
99586	6978	2/W colour 4+N video CITY amplifier
99587	6978	2/W colour 4+N video CITY amplifier
99588	6978	2/W colour 4+N video CITY amplifier
99589	6978	2/W colour 4+N video CITY amplifier
99594	6978	2/W colour 4+N video CITY amplifier
99595	6978	2/W colour 4+N video CITY amplifier
99610	9728	Cityline Direct Keypad
99612	9642	Cityline Digital Keypad
99622	9611	VDS/BUS2 Cityline digital display
99626	9610	MDS Cityline Display Digital
99632	9613	Cityline Memokey Keypad
99881	6975	2/W 4+N audio CITY amplifier
99930	6987	2/W colour BUS2 video CITY amplifier
99931	6984	2/W BUS2 audio CITY amplifier
99950	9625	Colour Marine Classic Camera Module
99976	6975	2/W 4+N audio CITY Amplifier
99976	9734	Audio 2w City 4+N Kit Amplifier
980078	9734	Audio 2w City 4+N Kit Amplifier
980259	9639	BUS2 New Marine Video Amplifier
980260	9640	VDS/BUS2 Marine Display
980261	9643	Marine Onte To One Module
980371	9734	Audio 2w City 4+N Kit Amplifier
980373	9734	Audio 2w City 4+N Kit Amplifier
980375	9734	Audio 2w City 4+N Kit Amplifier
980377	9734	Audio 2w City 4+N Kit Amplifier
980378	9636	BUS2 Marine Audio Amplifier
980379	9713	VDS Marine Audio Amplifier
980380	9634	4+N Set Amplificador Audio
980381	9703	VDS Marine Video Amplifier
980382	9637	4+N Marine Video Amplifier
980383	9641	MDS Marine Display
980384	9635	VDS Marine Audio Keypad Amplifier
980385	9638	VDS Marine Video Keypad Amplifier
980387	9667	Proximity Reader Marine
980414	9775	2W colour video amplifier CITY VDS kit

REF. OBSOLETES	REF. SPARE PARTS	DESCRIPTION
980415	9775	2W colour video amplifier CITY VDS kit
980419	9775	2W colour video amplifier CITY VDS kit
980420	9775	2W colour video amplifier CITY VDS kit
980428	6962	VDS audio CITY keypad amplifier
980429	6963	VDS video CITY keypad amplifier
980507	9805	Marine Digitalizer Module
980512	9308	Direct keypad (B) + mounting accessoires set
980564	9804	DUOX Cityline Display V21.23
980565	9310	Digital Marine Display V21.23
980916	9322	Keypad City DUOX Audio Amplif. V3.0/24V
980917	9321	2 Push Button City DUOX Audio Ampl. V3.0/24V
980931	9321	2 Push Button City DUOX Audio Ampl. V3.0/24V
980932	9321	2 Push Button City DUOX Audio Ampl. V3.0/24V
980933	9321	2 Push Button City DUOX Audio Ampl. V3.0/24V
980934	9322	Keypad City DUOX Audio Amplif. V3.0/24V
980935	9322	Keypad City DUOX Audio Amplif. V3.0/24V
980941	9323	2 Push Button City DUOX Plus Video Amplif.
980942	9323	2 Push Button City DUOX Plus Video Amplif.
980943	9324	Keypad City DUOX Plus Video Amplifier
980945	9325	Keypad Marine DUOX Plus Video Amplifier
980946	9326	Marine DUOX PLUS video amplifier pushbuttons
980947	9328	Keypad 1/W City DUOX Plus Video Amplifier
980965	9323	2 Push Button City DUOX Plus Video Amplif.
980968	9286	Keypad 1/W Marine DUOX Plus Video Amplifier
980987	9322	Keypad City DUOX Audio Amplif. V3.0/24V
980997	9322	Keypad City DUOX Audio Amplif. V3.0/24V

Spare parts Reference index

REF.	DESCRIPTION	PAGE
1087	MDS/AC+ REMOTE MANAGEMENT TERMINAL	141
1170	MULTILANGUAGE VOICE SYNTHESIZER	129
1221	COLOUR PALACE BUS 3 MONITOR	126
1300	MDS/4+N MINIDECODER	141
1345	MDS-FIBER OPTICS CONVERTER	141
1405	7" WAY KIT MONITOR 1	138
1407	1/W COLOUR WAY VIDEO KIT PANEL	138
1411	1/W WAY PROX VIDEO KIT PANEL	138
1436	7" WAY-FI KIT MONITOR	138
1438	1/W WAY-FI VIDEO KIT PANEL	138
1440	WAY-FI KIT P.S.U. DIN8 26VDC-2A	138
1605	VIVO LYNX CONNECTOR	137
1615	FERMAX-LYNX RELAY DECODER MASTER	137
1622	FERMAX-LYNX SKYLINE VIDEO MODULE	137
1623	FERMAX-LYNX SKYLINE DISPLAY	137
1645	iLOFT TELEPHONE LYNX	137
1650	7" LYNX BASIC SMILE MONITOR WHITE	137
1655	SMILE LYNX CONNECTOR	137
2065	GENERAL CALL AMPLIFIER	137
2338	PC RS232 TO RS485 ADAPTOR	136
2418	4/W MDS VIDEO DISTRIBUTOR	141
2419	8/W MDS VIDEO DISTRIBUTOR	141
2426	4/W AUDIO ISODECODER	141
2429	8 MDS/AC+ SENSOR DECODER	141
2440	MDS CITY CLASSIC DIGITIZER MODULE	141
2443	MDS DIRECT/CITY 1 ACCESS SWITCHER	141
2444	VISION 5 VIDEO CONVERTER	137
2448	2/W VIDEO DISTRIBUTOR	140
2449	4/W VIDEO DISTRIBUTOR	140
2450	VDS VIDEO SWITCHER MODULE	140
2472	8 CAMERAS VIDEO SELECTOR	140
2482	VISION 5 VIDEO DISTRIBUTOR	137
2487	EXTRA COLOUR PALACE MONITOR	126
2520	CITYMAX MEMOKEY MODULE	130
2532	MDS DIRECT CITYMAX GUARD UNIT	141
3221	BUS2 LOFT MONITOR CONNECTOR	126
3235	COLOUR BUS2 LOFT MONITOR	126
3241	4/W BUS2 DISTRIBUTOR	140
3242	BUS 2 ADAPTER MODULE	133
3243	BUS2 P.SUPPLY CONNECTION MODULE	140
3244	DUOX FILTER 18VDC	139
3245	BUS2/MDS DECODER	140
3246	BUS2 PANEL SWITCHER	140
3247	BUS2 RELAY MODULE	140
3248	BUS2 TRUNK SHUNT	140
3249	BUS2 REGENERATOR	140
3253	2W DUOX REGENERATOR	139
3256	1W DUOX REGENERATOR	139
3259	1W DUOX MULTICHANNEL REGENERATOR	139
3260	2/W VDS MINI DISTRIBUTOR	140
3262	4/W VDS MINI DISTRIBUTOR	140

REF.	DESCRIPTION	PAGE
3263	4/W BUS2 MINI DISTRIBUTOR	140
3264	AC ELECTRIC LOCK COMMANDER	140
3265	VDS PROGRAMMER	140
3305	COLOUR VDS LOFT MONITOR	126
3307	LOFT MONITOR COLOR 4+N 3,5	126
3314	VDS LOFT MONITOR CONNECTOR	126
3315	4+N LOFT MONITOR CONNECTOR	126
3325	VDS LOFT MONITOR DESKTOP CONNECTOR	126
3386	LOFT MONITOR DECOR FRAME W/O CIRCUIT	127
3387	SPECIAL DECORATIVE FRAME	128
3397	BUS2 EXTRA LOFT TELEPHONE	126
3442	CITYMAX TELEPHONE HANDSET W/INDUCT.LOOP	126
3451	DUOX PLUS BASIC LOFT TELEPHONE	126
3742	VDS LOFT COMPACT SURF. CONNECTOR	127
4110	VIDEO SIGNAL AMPLIFIER	140
4410	AC+ CENTRAL UNIT	136
4614	VIDEO SELECTOR	140
5003	1+N DIODES CIRCUIT	129
5255	SLIM PROXIMITY READER 13.56 WG/AXES	136
5258	RF-PROX PROGRAMMING KIT USERPLUS	136
5261	RF KEYTRI PLUS2 REMOTE CONTROL	136
5262	PROXIMITY KEYCARD PRE 13.56MHZ	136
5263	PROXIMITY KEYSRING PRE 13.56MHZ	136
5264	HF ANTENNA HANDS-FREE 1.5MTS	136
5265	HF WRISTBAND HANDS-FREE 868MHZ	136
5280	CENTRAL CONTROLLER IP_AXES 1/2+	136
5281	EXPANSION IP_AXES 4	136
5282	EXPANSION IP AXES I/O	136
5503	MARINE LYNX VIDEO AMPLIFIER	137
5614	iLOFT SURFACE VDS MONITOR	127
5619	iLOFT SURFACE PURE MONITOR BUS2	127
5620	COLOUR VDS iLOFT MONITOR	127
5631	iLOFT MONITOR CRYSTAL FRAME	127
5637	iLOFT MON. DESKTOP SUPPORT	127
6080	CAMERA ADAPTOR 18 VDC-12 VDC	140
6545	3.5" VDS BASIC SMILE MONITOR	127
6546	3.5" SMILE MONITOR FLUSH BOX	128
6547	DECORATIVE FRAME FLUSH SMILE 3.5"	128
6548	SMILE MONITOR CONNECTOR	128
6550	7" VDS BASIC SMILE MONITOR	127
6551	7" SMILE MONITOR FLUSH BOX	128
6552	DECORATIVE FRAME FLUSH MOUNTED SMILE 7"	128
6554	7" VDS BASIC SMILE MONITOR DDA	127
6557	7" VDS BASIC SMILE MONITOR BLACK	127
6560	DECORATIVE FRAME FLUSH SMILE 7" BLACK	128
6565	WHITE SMILE MONITOR CONNECTOR	128
6566	SMILE MON. DESKTOP SUPPORT	128
6567	BLACK SMILE MONITOR CONNECTOR	128
6575	7" VDS BASIC SMILE TOUCH MONITOR	127
6962	VDS AUDIO CITY KEYPAD AMPLIFIER	131
6963	VDS VIDEO CITY KEYPAD AMPLIFIER	132

Spare parts Reference index

REF.	DESCRIPTION	PAGE
6966	2/W VDS AUDIO CITY AMPLIFIER	131
6969	2/W COLOUR VDS VIDEO CITY AMPLIFIER	131
6975	2/W 4+N AUDIO CITY AMPLIFIER	131
6978	2/W COLOUR 4+N VIDEO CITY AMPLIFIER	131
6984	2/W BUS2 AUDIO CITY AMPLIFIER	131
6987	2/W COLOUR BUS2 VIDEO CITY AMPLIFIER	131
7406	COLOUR 4+N VIDEO SKYLINE MODULE W	135
7421	COLOUR VDS VIDEO SKYLINE MODULE W	135
7424	GENERIC SPECIAL CITYLINE PANEL	133
7425	SPECIAL CITYLINE 4+N PANEL	133
7426	SPECIAL CITYLINE PANEL VDS	133
7427	SPECIAL CITYLINE PANEL BUS2	133
7428	SPECIAL CITYLINE DUOX PANEL	133
7433	COLOUR BUS2 VIDEO SKYLINE MODULE W	135
7450	DUOX SKYLINE DISPLAY v21.23	135
7460	DIGITIZER SKYLINE	135
8051	COMPLET CITYMAX TELEPHONE	126
8058	EXTRA PALACE TELEPHONE	126
8584	GENERIC SPECIAL CLASSIC PANEL	129
8585	SPECIAL CLASSIC 4+N PANEL	129
8586	SPECIAL CLASSIC VDS PANEL	129
8587	SPECIAL CLASSIC PANEL BUS2	129
8812	AUTOMATIC VIDEO SWITCHER	137
8817	CITYMAX MULTIWAY SWITCHER	139
8820	CITYMAX PANORAMIC CARDHOLDER	130
9017	MULTIWAY BUS3 SWITCHER	139
9279	2 PUSHB. CITY DUOX VID. AMP. v3.0/18V	131
9280	KEYP. CITY DUOX VID. AMP. v3.0/18V	132
9281	KEYP. MARINE DUOX VID. AMP. v3.0/18V	133
9282	PUSHB. MARINE DUOX VID. AMP. v3.0/18V	133
9283	DUOX PLUS CITYLINE DISPLAY	132
9284	DUOX PLUS MARINE DISPLAY	134
9286	KEYP. 1W MARINE DUOX PLUS VID. AMP.	133
9298	KIT WAY PANEL LENS	138
9299	DUOX-A VEO 4.3" MONITOR	128
9301	VEO MONITOR HANDSET	128
9302	VEO MONITOR CORD CABLE	128
9308	CITYLINE DIGITAL KEYPAD DUOX PLUS	132
9309	LYNX VIDEO CITY AMPLIFIER	137
9310	DUOX MARINE DISPLAY v21.23	134
9312	MARINE LYNX DIRECTORY	137
9318	LOGO + OVAL BOTTOM CITYLINE / SKYLINE	135
9319	WHEEL POTENTIOMETER TELEPHONE ILOFT	127
9320	AUDIO DUOX PLUS VEO GUARD UNIT MONITOR	128
9321	2 PUSHB. CITY DUOX AUD. AMP. v3.0/24V	131
9322	KEYP. CITY DUOX AUD. AMP. v3.0/24V	131
9323	2 PUSHB. CITY DUOX PLUS VID. AMP.	131
9324	KEYP. CITY DUOX PLUS VID. AMP.	132
9325	KEYP. MARINE DUOX PLUS VID. AMP.	134
9326	PUSHB. MARINE DUOX PLUS VID. AMP.	134
9327	SKYLINE DUOX VID. AMP. W v3.0/18V	135

REF.	DESCRIPTION	PAGE
9328	KEYP. 1W CITY DUOX PLUS VID. AMP.	131
9333	DUOX GUARD UNIT REPARATION SET	128
9334	AC-MAX KIT CONTROLLER CIRCUIT 2 door	136
9335	AC-MAX KIT CONTROLLER CIRCUIT 4 door	136
9336	AC-MAX KIT EXPANDER CIRCUIT 2 doors	136
9337	AC-MAX KIT EXPANDER CIRCUIT 4 DOORS	136
9338	AC-MAX KIT POWER SUPPLY 13.8 VDC / 3.6 A	136
9339	AC-MAX KIT POWER SUPPLY 13.8 VDC / 5.4 A	136
9344	AC-MAX EXPANDER MODULE CONNECTORS	136
9345	SET REP. VIDEO DUOX PLUS PANEL VERS> =42	133
9346	2 PUSHB. CITY DUOX PLUS AUD. AMP.	131
9347	KEYP. CITY DUOX PLUS AUD. AMP.	131
9348	PUSHB. MARINE DUOX PLUS AUD. AMP.	134
9349	KEYP. MARINE DUOX PLUS AUD. AMP.	134
9354	MARINE DIRECT KEYPAD	133
9355	MARINE DIGITAL KEYPAD MDS/VDS/BUS2	133
9356	MARINE DIGITAL KEYPAD DUOX PLUS SET	133
9357	MARINE MEMOKEY KEYPAD	133
9362	Volume wheel DUOX VEOXS/XL monitors	128
9363	SET FERMAX terminal connection strips	141
9364	SET FERMAX installation device strips	141
9365	Crystal Visor MARINE DUOX DISPLAY	134
9366	Crystal Visor MARINE prox.	134
9367	Crystal Visor One-To-One MARINE	134
9369	DISPLAY CARD SKYLINE	135
9550	FRONT COVER OF LOFT EXTRA TELEPHONE	126
9551	LOFT MONITOR ADAPTATION KIT	126
9552	REPAIRMENT AUDIO SET OF ILOFT MONITOR	127
9553	CITYLINE CLASSIC CLOSING SET	129
9554	CITYLINE CLOSING ACCESSORIES SET	132
9555	MECHANICAL REPAIRMENT SET AUDIO PANELS	132
9556	MEC. REPAIRMENT SET OF VIDEO PANELS	133
9558	MARINE PANEL REPLACEMENT SET	133
9567	VISION 5 CONNECTOR REPLACEMENT SET	137
9585	CURLED CABLE ORIGINAL COLOR	126
9586	CURLED CABLE WHITE COLOR	126
9587	CITYMAX HANDSET ORIGINAL COLOR	126
9589	CITYMAX TELEPHONE COVER ORIGINAL COLOR	126
9593	CURLED CABLE LOFT	126
9594	LOFT HANDSET	126
9600	CITY CLASSIC SIMPLE PUSHBUTTON	129
9601	CITY CLASSIC DOUBLE PUSHBUTTON	129
9602	B/W CRYSTAL TELECAMERA CITY CLASSIC	129
9603	COLOR CRYSTAL TELECAMERA CITY CLASSIC	129
9607	CITY CLASSIC PANEL LAMPS	129
9608	CITYLINE SIMPLE PUSHBUTTON	132
9609	CITYLINE DOUBLE PUSHBUTTON	132
9610	MDS CITYLINE DIGITAL DISPLAY	132
9611	VDS/BUS2 CITYLINE DIGITAL DISPLAY	132
9613	CITYLINE MEMOKEY KEYPAD	132
9614	VDS/BUS2 CITY CLASSIC MODULE DISPLAY	130

Spare parts Reference index

REF.	DESCRIPTION	PAGE
9615	MDS CITY CLASSIC DIRECT DISPLAY MODULE	130
9616	MDS CITY CLASSIC DIGITAL DISPLAY MODULE	130
9617	VDS CITY CLASSIC DIRECT KEYPAD MODULE	130
9618	VDS CITY CLASSIC DIGITAL KEYPAD MODULE	130
9619	MDS CITY CLASSIC DIRECT KEYPAD MODULE	130
9620	MDS CITY CLASSIC DIGITAL KEYPAD MODULE	130
9621	CITY CLASSIC 100 C MEMOKEY MODULE	130
9622	4+N MARINE AMPLIFIER MODULE	133
9623	VDS MARINE AMPLIFIER MODULE	133
9625	COLOUR MARINE CAMERA MODULE	133
9630	MARINE PUSHBUTTON	134
9633	COL.COMPACT AUDIO MON.REPLACEMENT SET	127
9635	VDS NEW MARINE AUDIO AMPLIFIER	134
9637	4+N NEW MARINE VIDEO AMPLIFIER	134
9638	VDS NEW MARINE VIDEO KEYPAD AMPLIFIER	134
9639	BUS2 NEW MARINE VIDEO AMPLIFIER	134
9640	VDS/BUS2 NEW MARINE DISPLAY	134
9641	MDS NEW MARINE DISPLAY	134
9642	CITYLINE DIGITAL KEYPAD MDS/VDS/BUS2	132
9655	CITY CLASSIC CLOSING SET	129
9656	CITYLINE LOCKING ACCESSORIES SET	132
9657	CITYLINE CLASSIC HEATING RESISTANCE	129
9658	CITY HEATING RESISTANCE	132
9659	MDS PROXIMITY CITYMAX MODULE	131
9662	CITYMAX GUARD UNIT REPARATION SET (MDS)	130
9671	COLOUR CITY CLASSIC CAMERA MODULE	130
9678	4+N CITYMAX AMPLIFIER MODULE	130
9679	PUSHBUTTON CITYMAX MODULE 4+N 101	130
9680	PUSHBUTTON CITYMAX MODULE 4+N 102	130
9681	PUSHBUTTON CITYMAX MODULE 4+N 103	130
9682	PUSHBUTTON CITYMAX MODULE 4+N 202	130
9683	PUSHBUTTON CITYMAX MODULE 4+N 203	130
9684	VDS CITYMAX AMPLIFIER MODULE	130
9685	PUSHBUTTON CITYMAX MODULE VDS 101	130
9686	PUSHBUTTON CITYMAX MODULE VDS 102	130
9687	PUSHBUTTON CITYMAX MODULE VDS 103	130
9688	PUSHBUTTON CITYMAX MODULE VDS 201	130
9689	PUSHBUTTON CITYMAX MODULE VDS 202	130
9690	PUSHBUTTON CITYMAX MODULE VDS 203	130
9692	MARINE CAMERA DISPLAY	134
9694	PUSHBUTTON CITYMAX MODULE 4+N 201	130
9695	4+N KIT CITY CLASSIC AMPLIFIER	129
9696	4+N CITY CLASSIC AMPLIF. W/O SYNTHESIZER	129
9697	VDS CITY CLASSIC AMPLIFIER	129
9703	VDS MARINE VIDEO AMPLIFIER	134
9713	VDS NEW MARINE AUDIO AMPLIFIER	134
9728	CITYLINE DIRECT KEYPAD	132
9729	DISPLAY CARD CITYLINE	132
9734	AUDIO 2/W CITY 4+N KIT AMPLIFIER	131
9735	CONNECTION BRACKET LAMP	129

REF.	DESCRIPTION	PAGE
9745	CITY CLASSIC KEYPAD KEY SET	129
9775	2W COLOUR VIDEO AMPLIFIER CITY VDS KIT	131
9779	AUDIO CLASSIC AMPLIFIER REPAIRING SET	129
9781	CITY/MARINE FINGERPRINT READER	136
9784	PANEL ELECTRET MICROPHONE	135
9803	SET loudspeaker monitor Smile/VIVO/VEOXs-XL	128
9804	DUOX CITYLINE DISPLAY v21.23	132
15427	KIN PANEL CAMERA REPAIR SET (GREY)	138
15428	KIN PANEL 10" TFT	138
15429	MILO PANEL CAMERA REPAIR SET	138
15430	KIN PANEL FRONT COVER SET	138
15432	KIN PANEL SLIDER SET (GREY)	138
15444	KIN, MARINE PANELS AUDIO SET	138
15451	MARINE MEET PANEL LENS	139
15452	MARINE MEET PANEL PROX. READER COVER	139
15453	MARINE MEET PANEL PROXIMIDAD READER VISOR	139
15470	MILO PANEL FRONT COVER SET Ref.9531	138
15471	MILO TOUCH FRONT COVER SET Ref.9532	138
15472	MILO PANEL SLIDER SET	138
15475	MARINE, MILO PANELS 4.3" TFT	138
15477	MILO PANEL KEYPAD SET	138
15478	SET AUDIO PANEL MILO	138
15490	1/W MILO PANEL FRONT COVER SET	138
15492	CAMERA PLATINE MILO 1L	138
15499	MEET PANEL ACCESSORIES SET	138
15506	7" TFT MONITOR (WIT, MIO)	139
15507	10" TFT MONITOR (WIT, MIO)	139
15512	MONITOR AUDIO SET (WIT, MIO)	139
15515	MONITORS ACCESSORIES MEET	139
15517	NEO TFT 7" MONITOR	139
15519	AUDIO MONITOR NEO SET	139
24050	MDS CENTRAL UNIT W/MEMORIES	141
73901	SKYLINE DUOX AUD. AMP. W v3.0/24V	135
88039	MULTIWAY BUS-3 POWER SUPPLY 230V	139
952701	MIO 10" MONITOR - WHITE MEET	139

**FERMAX**

CONTACTS

FERMAX ELECTRÓNICA, S.A.U.
Avda. Tres Cruces, 133 • 46017 VALENCIA (Spain)

www.fermax.com

TELEPHONE

+34 96 317 80 11

export@fermax.com

SALES ASSISTANCE

☎ +34 96 317 80 11

TECHNICAL ASSISTANCE

☎ +34 96 317 80 02

FERMAX ASIA PACIFIC PTE LTD

Block 13, Lorong 8 Toa Payoh #07-12 Braddell Tech
319261 Singapore
☎ +65 6259 0700
fermax@fermax.com.sg / www.fermax.com

FERMAX BELGIUM

Nieuwstraat,10 • 1570 Galmaarden • Belgium
☎ +32 54 31 82 80
info@fermax.be / www.fermax.be

FERMAX COLOMBIA

Cll 93B No 19-35/57 Oficina 201 • Bogotá D.C.- Colombia
fermax@fermax.com / www.fermax.com

FERMAX FRANCE S.A.S.U.

13 Rue de la perdrix • Bâtiment 9 Hall B. ZI Paris Nord 2
93290 Tremblay en France
☎ +33 1 43 60 11 20
fermax@fermax.fr / www.fermax.fr

FERMAX MIDDLE EAST REGIONAL OFFICE

Office No. 7WA 3046
P.O. Box 293824
Dubai airport Freezone - Dubai (UAE)
☎ +971 4 253 3369 - FAX: +971 4 253 3370
mideast@fermax.com / www.fermax.com

FERMAX PORTUGAL

Via do Oriente nº12 E, Parque das Nações Norte
1990-514 LISBOA
☎ +351 915169236
portugal@fermax.pt / www.fermax.pt

FERMAX POLSKA Sp. z o.o

ul. Szkolna 86 • 62-002 Suchy Las
☎ +48 618 112 303
fermax@fermax.pl / www.fermax.pl

Office in Warsaw

ul. Mińska 63a lok. 1 (budynek Pryzmat)
03-828 Warszawa

FERMAX (SHANGHAI) ELECTRONICS CO. LTD.

Room 705, Building A, Hongwell Lotus Plaza,
No. 1308, Lianhua Road • Shanghai
☎ +86 21-64659292 - FAX: +86 21-64654992
fermax@fermax.com.cn / www.fermax.com.cn

FERMAX TURKEY

Perpa Ticaret Merkezi A • Blok Kat:11 No:1567
Sisli / Istanbul
☎ +90 212 3560565 - FAX +90 212 3560691
info@fermax.com.tr / www.fermax.com

FERMAX UK LTD

36 Saffron Court
Southfields Industrial Estate
Laindon, Essex, SS15 6SS
☎ +44 01277 634555
fermax@fermaxuk.com / www.fermax.co.uk

COMMERCIAL CONDITIONS OF SALE

The present commercial conditions of sale shall be applicable to all sales or deliveries carried out by FERMAX, unless otherwise agreed in writing with the Buyer.

ORDERS

Orders shall be processed exclusively through authorized distributors.

DELIVERIES

The delivery dates agreed with FERMAX shall be considered approximate. FERMAX undertakes to do its utmost to comply with the agreed delivery dates, always provided the Buyer facilitates all correct information relating to the order and the delivery with sufficient anticipation.

The delivery term shall be reasonably extended when causes beyond the decision and control of FERMAX prevent to comply with the agreed delivery date.

ACCEPTANCE OF GOODS

The Buyer shall review and inspect the goods, as to quality and quantity, within the maximum period of five days after the date of delivery.

OWNERSHIP RESERVE AND RISKS

FERMAX shall continue to be the lawful owner of the Products supplied until the full payment of the agreed amounts.

Notwithstanding the above, the risks inherent to the Products supplied shall be conveyed to the Buyer from the moment the Products are delivered by FERMAX in accordance with the relevant incoterm agreed by FERMAX and the Distributor.

PRICES

Prices do not include any indirect taxes applicable according to the legislation in force from time to time. Other taxes, duties and charges that must be applied shall be

borne by the Buyer, unless otherwise agreed in writing with FERMAX.

SHIPPING COSTS

Prices established in offers, orders, catalogues and other documents are EXWORKS prices.

Prices do not include the shipping cost except otherwise clearly indicated.

PAYMENT

Unless FERMAX and the Buyer agreed otherwise in writing, payments shall be made within the periods established by the legislation in force.

FERMAX may require the necessary guarantees to assure that the Buyer complies with all agreed payment terms and conditions, if appropriate considering the financial position of the latter.

GUARANTEES

FERMAX shall provide guarantee during a period of 36 months following the date of the sale invoice for any original defects in the Products, subject to the terms and conditions established in the legislation in force and in these Commercial Conditions of Sale. This guarantee applies only to products purchased on or after January 1st 2022. For all products purchased before that date the guarantee period remains 24 months.

These guarantee terms apply to products sold by FERMAX ELECTRONICA Spain directly to its distributors regardless the location of purchase.

The Products processed for guarantee that do not comply with the provisions set forth in the previous paragraph shall be treated as out of guarantee. FERMAX reserves the right to apply the appropriate measures to compensate any possible damages caused.

Any deficiencies beyond the control of FERMAX shall be excluded from the guarantee and liability of the latter, specially when they are the result of normal wear, false

information provided by the Buyer, inadequate maintenance, failure to observe the operating instructions, use of any inappropriate material, influence of chemical or electrolytic action or other similar causes.

The FERMAX guarantee shall be subject to the correct fulfilment of all payment terms and conditions agreed at the time of confirmation of the purchase order.

DAMAGES

Under no circumstances shall the Buyer be authorized to make contractual or extracontractual claims for damages deriving from, but not limited to, the loss of production, use, orders, profits, nor for any other direct, indirect or consequential damages.

FERMAX shall be only liable to compensate the client for the costs associated to repairing the deficiencies or incidents occurred during the process of supplying the goods that are attributable to the former.

RETURNS

All returns of material must attach a Return Authorization Document to be obtained from the Sales Department.

All materials must be in mint condition and include the original packaging before any return is authorized. Depreciations may be applied according to the corresponding policies in force.

FERMAX reserves the right to modify these commercial conditions of sale, as well as the prices of the Products. The technical and aesthetic characteristics of the Products may be modified from time to time. The graphic representations included are merely for illustrative purposes. FERMAX® is a registered trademark. All intellectual property and license rights reserved.

FERMAX
CONNECTIVITY FOR ALL

www.fermax.com | fermax@fermax.com

