



PELI | AREA LIGHTING SYSTEMS


THE ULTIMATE MAINTENANCE-FREE PORTABLE LIGHTING SOLUTION

Peli's Area Lighting systems bring portable, powerful energy-efficient light to remote locations, confined spaces and work areas where there is no mains power.

Ongoing product improvements ensure each model utilises the latest LED technology and design innovations. Manual handling is significantly reduced and each complete system can be set up easily within seconds. These tough portable floodlights have been tested and proven in the harshest and most demanding work environments by first responders, military, security and industrial customers.



Quick swap battery system, as featured on 9480 & 9490 models.





| SAFETY BENEFITS

rechargeable models

SILENT OPERATION

INSTANT, BRIGHT, WHITE LIGHT

NO FUMES, NO FUEL

FULLY OPERATIONAL IN SECONDS

NO TRIP HAZARD, NO TRAILING CABLES

LOW BATTERY WARNING SYSTEM

NO BREAKABLE GLASS COMPONENTS

LIGHTWEIGHT, MANUAL HANDLING REDUCED



PELI | AREA LIGHTING SYSTEMS

PELI | 9430 • 9430SL • 9480 • 9490

These models are easy to transport and lightweight. They offer powerful light output with retractable masts. The head can be rotated 360° and it also pivots to angle the light directly where required.



PELI | 9455Z0

The new 9455Z0 is the first in the range to be certified to ATEX Zone 0.



PELI | 9440

This innovative, rechargeable floodlight extends over 2 metres in height when fully deployed. This provides a high, wide area of illumination ideal for a work area or emergency scene light.

The 9440 retracts telescopically to less than a metre long in the closed position, allowing it to be carried easily.



PELI | 9460 • 9470

Self-contained within a rugged Peli Protector case; these portable lighting stations include a digital intelligent control, offering variable light output with a user-configurable, real-time battery display.

The 9460 & 9470 have recently been upgraded and the next-generation LEDs combine to produce up to 24,000 lumens (6,000 per light head). They can be deployed in an upright position, or with the case laid flat, for extra stability. The heads can be rotated 360° and tilted 180° to angle light exactly where required.



PELI | 9430

Light Source	LED x 6
Beam Spread	125°
Battery Type	Sealed Lead Acid (SLA)
Max. Charge Time	5hrs.
Tested Lumen Value	1500 (Low) 3000 (High)
IP Rating	54
Run Time	15hrs. (Low) 8hrs. (High)
Dimensions	40 x 20 x 23 cm
Extended Height	82 cm
Weight	10.3 kg
Colours	Yellow or Black

Network Rail iStore Code: 055/16011



180° pivoting head



360° rotating head




12V auxiliary outlet allows the user to power laptops, mobile phones etc.



PELI | 9430SL SPOTLIGHT
also available please enquire for full details

- A** Mast extends to 82cm in height and rotates 360° spreading light wherever it is needed
- B** Waterproof rubber activation switch keeps out moisture and dirt
- C** Solid state high efficiency circuitry withstands rigorous industrial use
- D** Metal battery chassis distributes load to handle
- E** Gel acid battery makes 9430 a silent running light

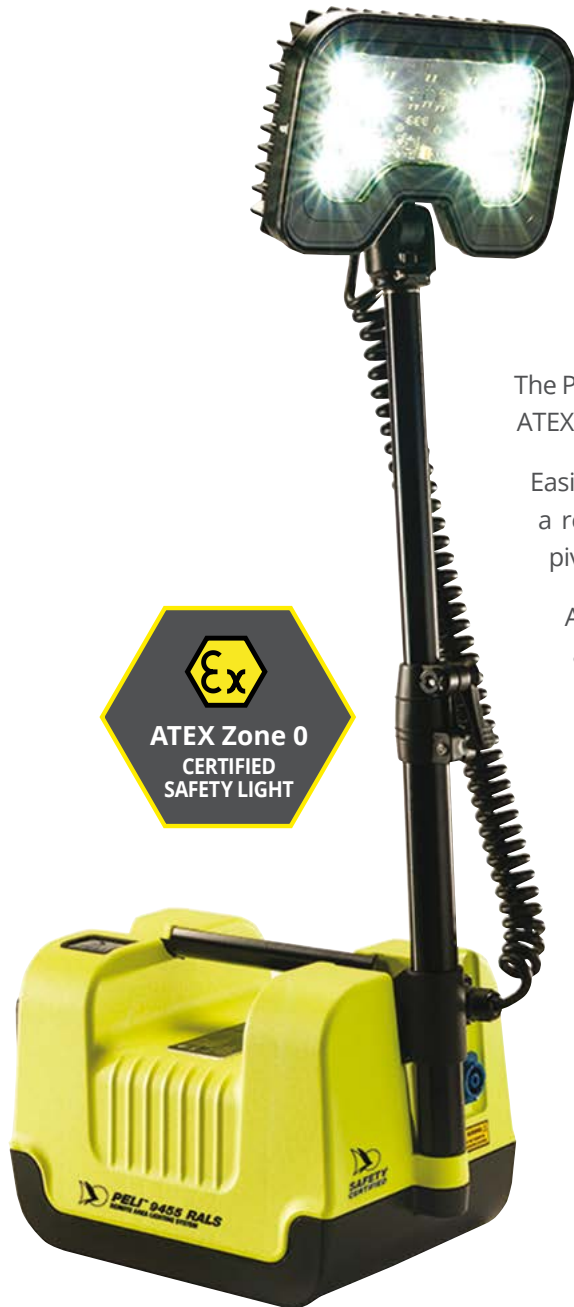


- F** Durable base soaks up impacts
Waterproof rubber activation switch keeps out moisture and dirt
- G** Variable Tension Angle Control lets light shine at any angle
- H** Maintenance free LED array with a life expectancy of over 50,000 hours
- I** Polycarbonate lens is lightweight & impact resistant



This unit should be charged every 3-4 months (the battery is VRLA)

PELI | 9455Z0



The Peli™ 9455Z0 area light is the first in the range to be certified to ATEX Zone 0; allowing its use in high risk, hazardous areas.

Easily portable, weighing only 7.3kg, the unit is compact and has a retractable mast. The head can be rotated 360° and it also pivots to angle the light directly where required.

A ten hour run time (low mode) ensures light duration for a full shift. Featuring a category leading light output of 1600 lumens and manufactured with a rugged, water resistant (IP54) body; it is ideal for heavy duty, industrial use both on and offshore.




Light Source	LED x 10
Beam Spread	125°
Battery Type	NiMH rechargeable
Max. Charge Time	8hrs.
Tested Lumen Value	800 (Low) 1600 (High)
IP Rating	54

Run Time	10hrs. (Low) 5hrs. (High)
Dimensions	39 x 20 x 23 cm
Extended Height	80 cm
Weight	7.3 kg
Colours	Yellow
Approvals	Ex II 1 G Ex ia op is IIC T4 Ga



This unit should be charged at least every 4 months (the battery is NiMH)
The charger for this unit is 094350-3445-000

PELI | 9480



The 9480 work light features a quick release swappable battery design which allows for rapid replacement and extended light duration.

There is also an easy read, permanent battery level indicator and low level flashing indicator.

There are 3 pre-set light levels; high, medium and low.

Light Source	LED x 8
Beam Spread	125°
Battery Type	12V Rechargeable, Sealed Lead Acid (SLA)
Max. Charge Time	8 hrs.
Tested Lumen Value	1000 (Low) 3000 (Med) 4000 (High)
IP Rating	54
Run Time	28 hrs. (Low) 8 hrs. (Med) 6 hrs. (High)
Dimensions	39.4 x 16.5 x 26 cm
Extended Height	60.30 cm
Weight	12.50 kg
Colours	Yellow or Black



This unit should be re-charged every 3-4 months (SLA battery)

PELI | 9490



INTELLIGENT CONTROL SYSTEM



This control calculates and displays current battery life. Additionally it allows the user to regulate the intensity of the light, choose the desired run time or select from 3 pre-set power levels. Can be remotely activated via a Bluetooth app. which allows varied light output from 0-100%.

The 9490 unit has a quick release swappable battery design which allows for rapid replacement and extended light duration.

There is also an easy read, permanent battery level indicator and low level flashing indicator.

There are 3 pre-set light levels; high, medium and low or the user can select their preferred run time, up to 24 hours, with the intelligent control mode.

Light Source	LED x 10
Beam Spread	125°
Battery Type	12V Rechargeable, Sealed Lead Acid (SLA)
Max. Charge Time	8hrs.
Tested Lumen Value	Up to 6000
IP Rating	54
Run Time	24 hrs. (Low) 12 hrs. (Med) 3.50 hrs. (High)
Dimensions	50.8 x 16.5 x 28.6 cm
Extended Height	182.9 cm
Weight	14.50 kg
Colours	Yellow or Black



This unit should be re-charged every 3-4 months (SLA battery)

PELI | 9440



Light Source	LED x 12
Beam Spread	125°
Battery Type	Lithium-Ion
Max. Charge Time	3 hrs. 45 mins.
Tested Lumen Value	1400 (Low) 2800 (Med) 5300 (High)
IP Rating	65
Run Time	8 hrs. (Low) 4 hrs. (Med) 1 hr. 50 mins. (High)
Dimensions	20 x 90 cm (closed)
Extended Height	215.9 cm
Weight	7.3 kg
Colours	Yellow or Black

Network Rail iStore Code: 0111/103201



This unit should be charged every 12 months (the battery is Li-ION)

PELI | 9460

Light Source	LED x 20
Beam Spread	120°
Battery Type	Sealed Lead Acid (SLA)
Max. Charge Time	8 hrs.
Tested Lumen Value	12000
IP Rating	54
Run Time	24 hrs. (Low) 3 hrs. (High)
Dimensions	59.1 x 35.6 x 23.5 cm
Extended Height	201 cm
Weight	27.7 kg
Colours	Yellow or Black

Network Rail iStore Code: 055/025021

INTELLIGENT CONTROL SYSTEM



This control calculates and displays current battery life. Additionally it allows the user to regulate the intensity of the light, choose the desired run time or select from 3 pre-set power levels. Can be remotely activated via a Bluetooth app, which allows varied light output from 0-100%.



ALSO AVAILABLE: THE 9460M & 9470M

Fitted with a Multi-terrain trolley and XL wheels, providing easy transport over rough terrain. Please enquire for full details on both models.

PELI 9460M



This unit should be re-charged every 3-4 months (SLA battery)

PELI | 9470



Light Source	LED x 40
Beam Spread	120°
Battery Type	Sealed Lead Acid (SLA)
Max. Charge Time	8hrs.
Tested Lumen Value	24000
IP Rating	54
Run Time	24 hrs. (Low) 2 hrs. 45 mins. (High)
Dimensions	62.9 x 50.8 x 29.8 cm
Extended Height	208.3 cm
Weight	47.6 kg
Colours	Yellow or Black

Network Rail iStore Code: 055/025022

INTELLIGENT CONTROL SYSTEM



This control calculates and displays current battery life. Additionally it allows the user to regulate the intensity of the light, choose the desired run time or select from 3 pre-set power levels. Can be remotely activated via a Bluetooth app. which allows varied light output from 0-100%.



PELI 9470M



This unit should be re-charged every 3-4 months (SLA battery)

PELI | ACCESSORIES



PELI | 9480 • 9490

Interchangeable battery pack to extend light duration



PELI | TRIPOD

For use with the Peli 9430
(head not included)




PELI | 9430 • 9440 • 9460 • 9470

Vehicle Chargers

PELI | NON RECHARGEABLE LIGHTING

9600 Wide-Angle Lighting System



POWERFUL

Peli's patented light engine utilises specialist optics to harness and distribute 100% of the light in the most efficient pattern possible. This creates a much brighter overlap between lights when spaced at 10 metre intervals, compared to rival products*.

COMPACT

Linkable and lightweight, with a small footprint and wide beam coverage. The 9600 is an extremely practical alternative to lighting towers for covering wide areas.

TOUGH

Built Peli tough for use in the harshest of applications. The 9600 draws on Peli's rugged product DNA and features a durable waterproof design, with internal shock supports. Drop-tested to 3 metres.



EFFICIENT

The Interlocking Stack Pattern makes transportation and storage simple, whilst the highly efficient light engine requires less power, and therefore fewer generators compared to traditional lighting.

SAFE

A simple "Plug & Play" system, using common cables ensures quick and safe installation without specialist training. Sealed for use in all-weather environments, the 9600 also provides enhanced lux levels across a wide 10 metre span.

VERSATILE

Universal vertical/horizontal mounting option, for use with existing or Peli-supplied adjustable pole systems. Mount on fences/walls for access lighting, or suspend overhead in temporary shelters.

**Comparative test data available, on request.*



Light Source	14 LEDs per light head
Tested Lumen Value	3000
IP Rating	Main body IP67, IE 16A connector IP44
Power consumption	24W
Dimensions	46 x 21 x 13 cm
Extended Height	Up to 3 metres
Colour Temp	6200K (daylight)
Weight	3.82 kg (head only)
Colour	Yellow
Universal input voltage	90-260V
Approvals	CE approved for use on UK industrial generator & stored power systems



PELI PRODUCTS (UK) LTD
Peli House, Peakdale Road, Brookfield, Glossop SK13 6LQ
T: 01457 869999 E: sales@peliproducts.co.uk



Certificate Number #00074
ISO9001