

A photograph of a luxury hotel suite. The room features a large bed with white linens and a beige patterned blanket. A window seat with cushions is visible next to a large window offering a view of a city at night. The room is elegantly furnished with a wooden headboard, a framed picture, and a bedside lamp. The text 'THE SUITES' is overlaid in a large, white, outlined font.

# THE SUITES



**London Hilton**

ON PARK LANE



# WELCOME TO AN UNFORGETTABLE EXPERIENCE

At London Hilton on Park Lane, we pride ourselves on providing attention to detail, attention to service and attention to you.

What makes this hotel so remarkable? Maybe it's the desirable location in the heart of Mayfair, close to high end shops and landmarks. Or the truly impressive views commanded across Hyde Park and beyond. Or maybe because the London Hilton on Park Lane has it all, from lavishly appointed suites to a choice of five restaurants and bars including Michelin starred restaurant Galvin at Windows.

Whatever the reason, one thing is for certain: we aim for you to feel you're staying in luxury. This is why our guests return to us, time and time again.

On behalf of my hotel team, I look forward to extending the warmest of welcomes to you.



**Michael Shepherd**  
General Manager



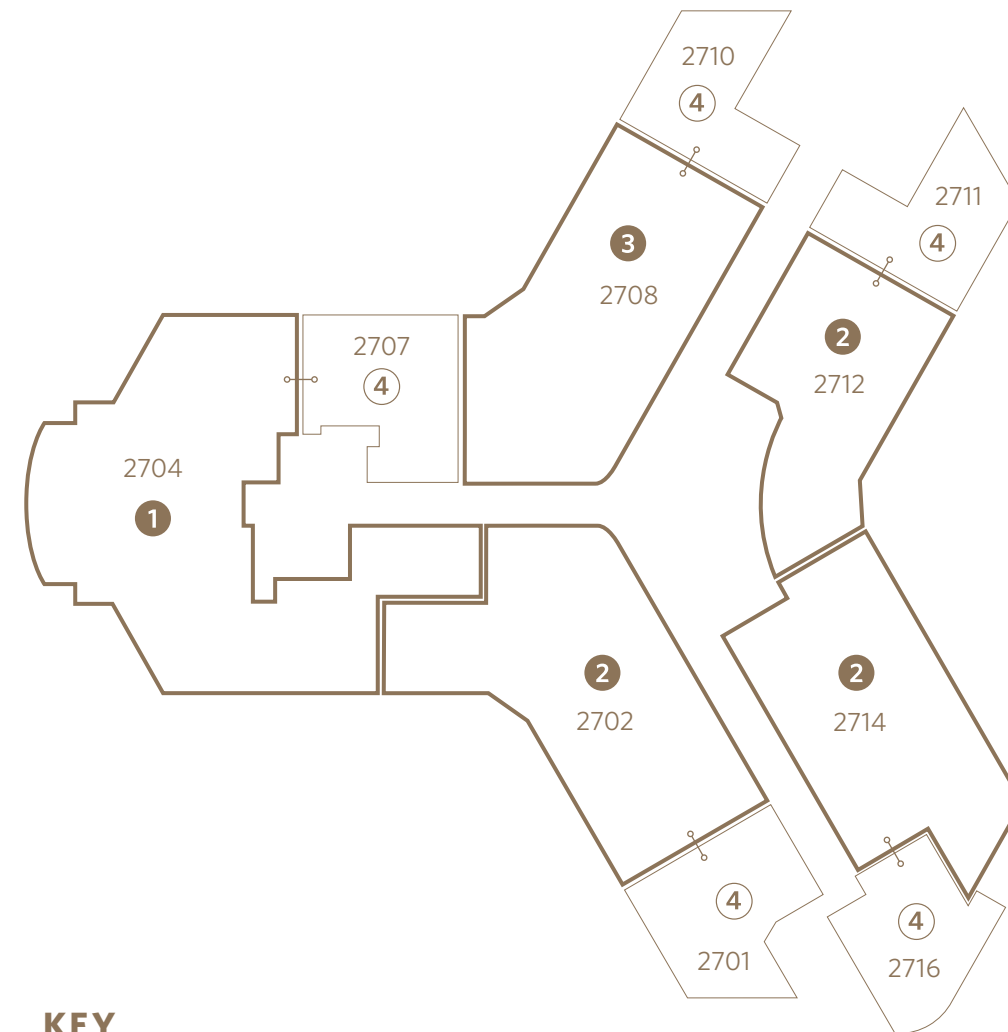




# THE PRESIDENTIAL FLOOR

The Presidential Floor is a luxurious private floor with all suites and Executive Rooms exclusively yours. This prestigious setting affords breathtakingly beautiful views across London.

The Presidential Floor is perfect for high-profile delegations or guests requiring privacy, exclusivity and a truly memorable stay. Chargeable butler service is available on request\*.



## KEY

- Suite
- Connecting Executive Room
- Room Connection

### 1 Presidential Suite Size: 125sq m/1,345sq ft

- 27th floor
- Buckingham Palace and Hyde Park views
- King-size bed
- Spacious living area with private balcony
- Large bathroom with Jacuzzi® bathtub, double basin, bidet, and walk-in steam shower
- Guest bathroom
- Dining room for 14 guests
- Butler service available\*
- Kitchenette
- iPod™ dock, DVD player
- Plasma screen TV's
- Complimentary Wi-Fi
- Executive Lounge access
- Connecting Executive Room

### 3 Balmoral Suite Size: 75sq m/807sq ft

- 27th floor
- Hyde Park views
- King-size bed
- Dining area
- Spacious wardrobe
- Bathroom with bidet
- Butler service available\*
- Separate living room
- Plasma screen TV's
- Complimentary Wi-Fi
- Executive Lounge access
- Connecting Executive Room

### 2 Clarence Suites Size: 85sq m/915sq ft

- 27th floor
- Hyde Park or city views
- King-size bed
- Living room with dining area
- Spacious wardrobe
- Bathroom with bidet
- Butler service available\*
- Plasma screen TV's
- Complimentary Wi-Fi
- Executive Lounge access
- Connecting Executive Room
- 2702 has a steam room, guest bathroom and balcony
- 2714 has a kitchenette and guest bathroom
- 2712 has a balcony and double basin bathroom

### 4 Hilton Executive Rooms Size: 25m2 82sqft

- 27th floor
- Hyde Park or city views

\*Chargeable service



# PRESIDENTIAL SUITE

From your private balcony on the 27th floor, the view over Hyde Park and West London is simply spectacular.

It is little wonder that this sumptuous Presidential Suite on the top floor is a favourite with celebrities and dignitaries. Richly furnished with exclusive works of art and antique furniture. The suite features a king-size bed and dining room. It can also be used for private dining and events. Butler service is available on request\*.

**Size: 125sq m/1,345sq ft**

27th floor

Buckingham Palace and Hyde Park views

King-size bed

Spacious living area with private balcony

Large bathroom with Jacuzzi® bathtub, double basin, bidet, and walk-in steam shower

Guest bathroom

Dining room for 14 guests

Butler service available\*

Kitchenette

iPod™ dock, DVD player

Plasma screen TV's

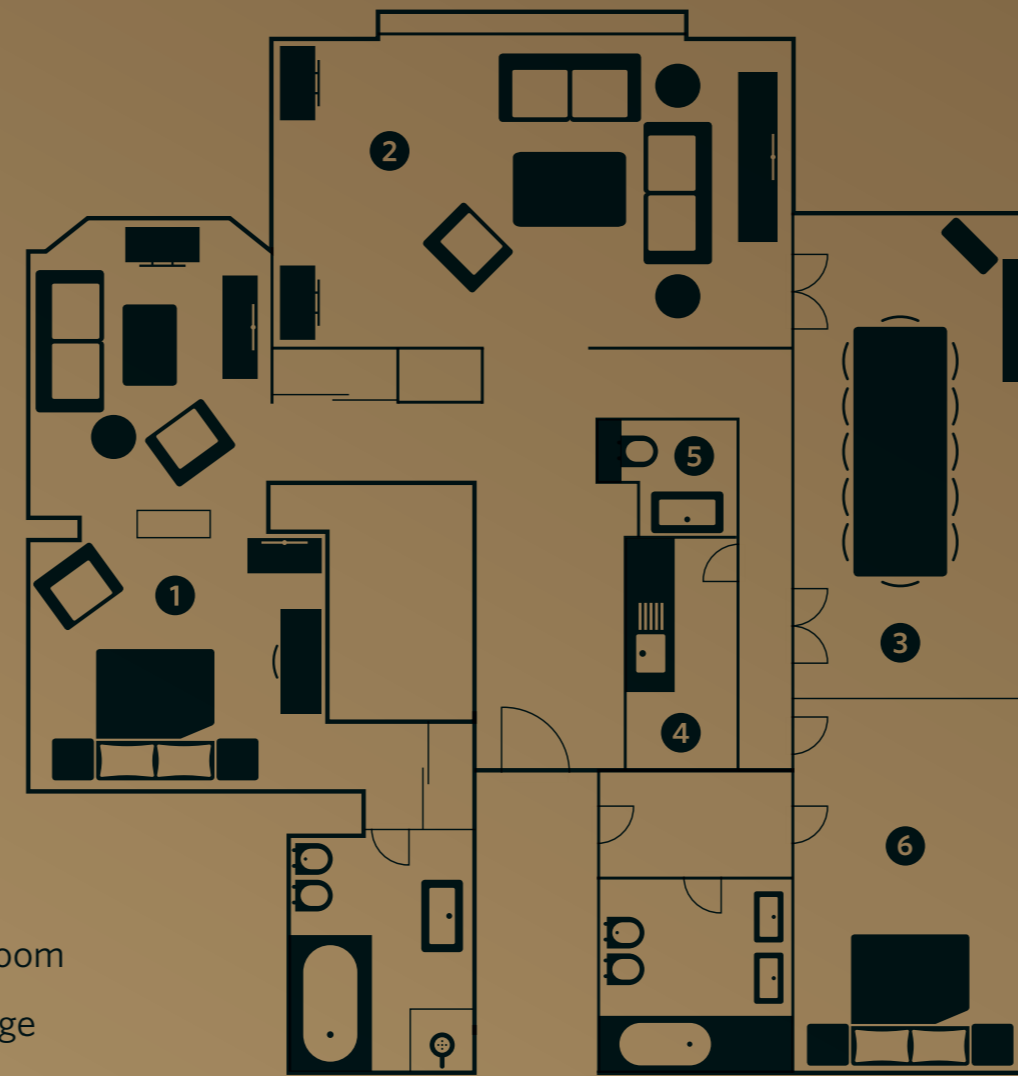
Complimentary Wi-Fi

Executive Lounge access

Connecting Executive Room



Presidential Suite



- 1 Bedroom
- 2 Lounge
- 3 Dining
- 4 Kitchenette
- 5 Guest Bathroom
- 6 Connecting Room





# CLARENCE SUITES

These 27th floor suites are characterised by their calm colour schemes and stunning London views. One suite even boasts a carved mahogany four-poster bed.



**Size: 85sq m/915sq ft**

27th floor

Hyde Park or city views

King-size bed

Living room with dining area

Spacious wardrobe

Bathroom with bidet

Butler service available\*

Plasma screen TV's

Complimentary Wi-Fi

Executive Lounge access

Connecting Executive Room

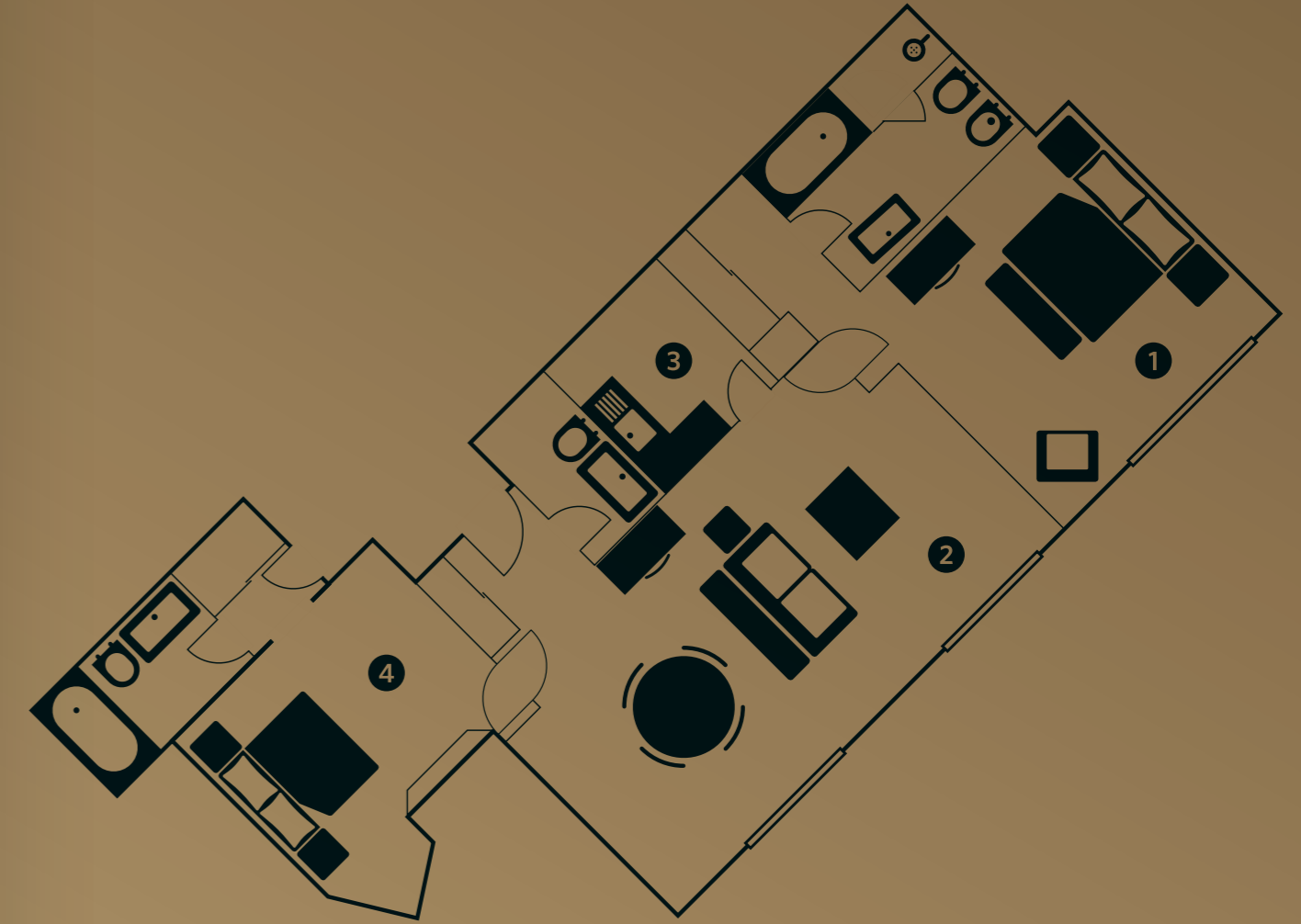
2702 has a steam room, guest bathroom and balcony

2714 has a kitchenette and guest bathroom

2712 has a balcony and double basin bathroom



Clarence Suites



- 1 Bedroom
- 2 Lounge & Dining
- 3 Kitchenette
- 4 Connecting Room





- 1 Bedroom
- 2 Lounge & Dining
- 3 Connecting Room



# BALMORAL SUITE

The views from the Balmoral Suite are as remarkable as its unique and distinctive hexagonal shape. Relax in regal splendour with the choice of indulging in additional space by connecting to an Executive Room.

**Size: 75sq m/807sq ft**

27th floor

Hyde Park views

King-size bed

Dining area

Spacious wardrobe

Bathroom with bidet

Butler service available\*

Separate living room

Plasma screen TV's

Complimentary Wi-Fi

Executive Lounge access

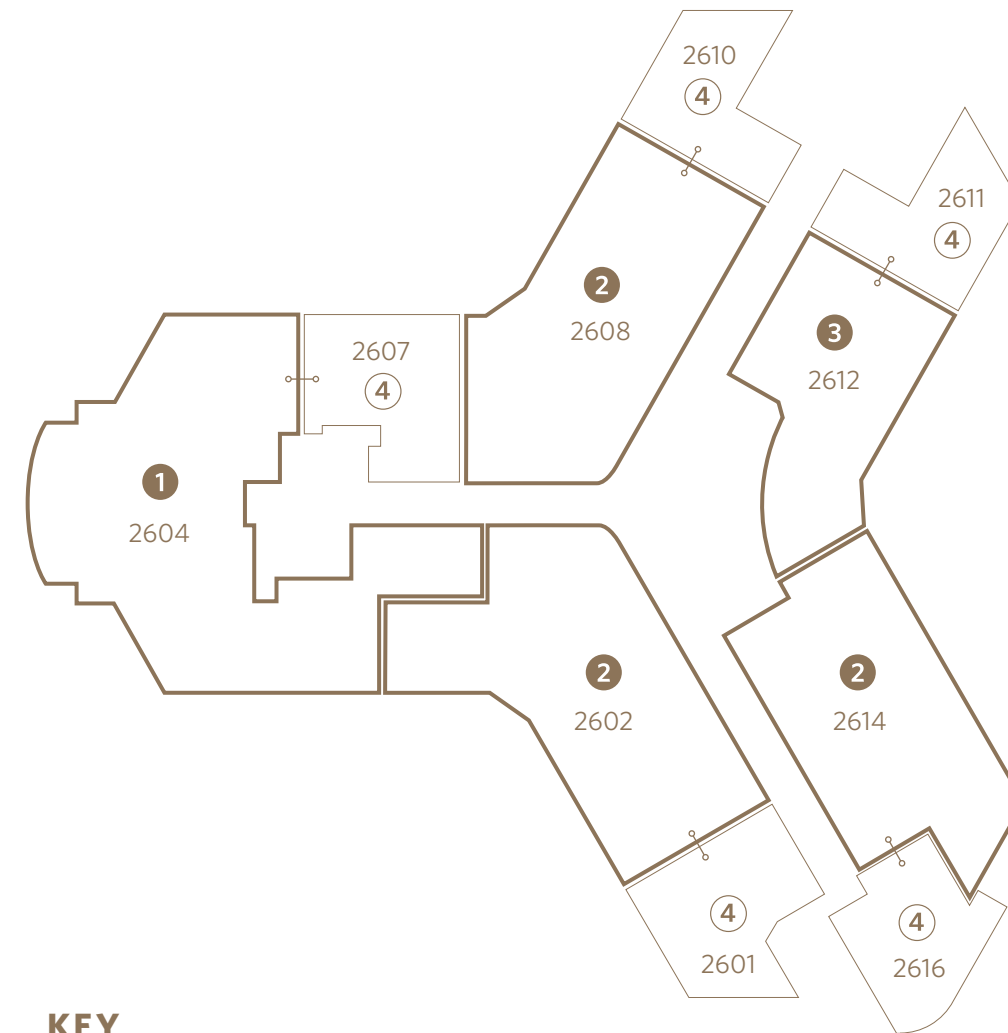
Connecting Executive Room



# THE ROYAL FLOOR

With private butler service available, these suites form a private floor that showcases the London skyline.

The Royal Floor is located on the 26th floor, consisting of five suites and five Executive Rooms that can be taken together as the whole floor for complete privacy. Each exudes style and sophistication in a quintessentially English manner, enhanced by our butler service.



## KEY

- Suite
- Connecting Executive Room
- Room Connection

## 1 Royal Suite Size: 125sq m/1,345sq ft

26th floor
Buckingham Palace and Hyde Park views
Private balcony
Dining room for 8 guests
Butler service available*
Kitchenette
Large bathroom with Jacuzzi®, bidet and walk-in steam shower
Guest bathroom
Plasma screen TV's
Complimentary Wi-Fi
Executive Lounge access
Connecting Executive Room

## 3 Boutique Suite Size: 82sq m/882sq ft

26th floor
Mayfair and city views
King-size bed
Living room
Butler service available*
Bathroom with walk-in shower, bidet and standalone bathtub with city views
Plasma screen TV's
Complimentary Wi-Fi
Executive Lounge access
Connecting Executive Room

## 2 Cosmopolitan Suites Size: 85sq m/915sq ft

26th floor
Hyde Park or city views
King-size bed
Lounge and dining area
Butler service available*
Plasma screen TV's
Complimentary Wi-Fi
Executive Lounge access
Connecting Executive Room
2614 has a kitchenette, bathroom with mood lighting, bidet and separate bathroom.
2608 has a balcony, bathroom with mood lighting, bidet and separate bathroom.
2602 has a balcony, steam room, bathroom with mood lighting, bidet and separate bathroom.

## 4 Connecting Executive Rooms Size: 25m2 82 sqft

26th floor
Hyde Park or city views
Complimentary Wi-Fi
Executive Lounge access



# ROYAL SUITE

A magnificent 26th floor setting with unrivalled views. Fit for royalty, this suite will not fail to impress.

From the welcoming ambience of the atmospheric fireplace to the pampering Jacuzzi, every detail is impeccable. The Royal Suite offers iconic views over Hyde Park from the balcony and forms an elegant setting for private dining and events. Butler service is available on request\*.

**Size: 125sq m/1,345sq ft**

26th floor

Buckingham Palace and Hyde Park views

Private balcony

Dining room for 8 guests

Butler service available\*

Kitchenette

Large bathroom with Jacuzzi®, bidet and walk-in steam shower

Guest bathroom

Plasma screen TV's

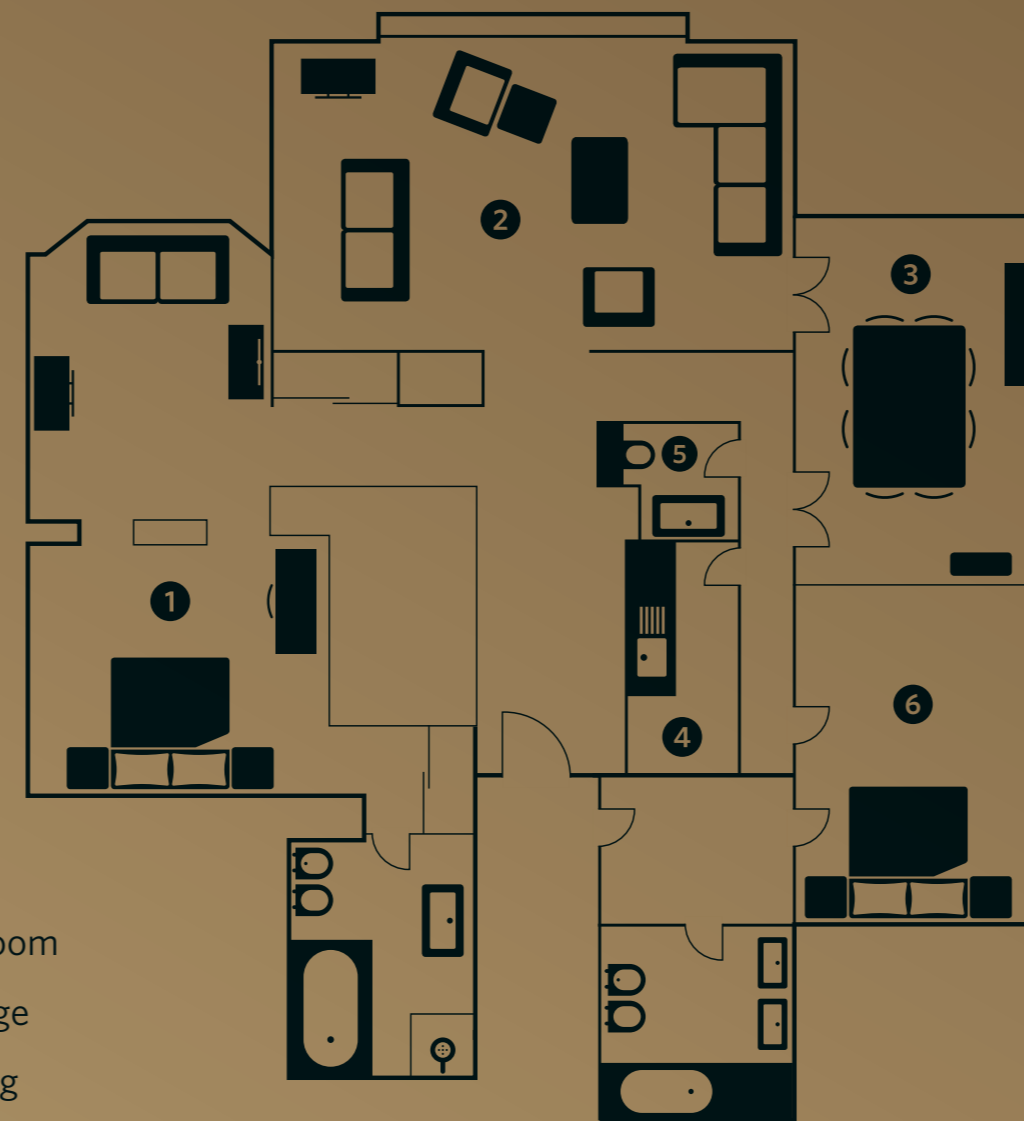
Complimentary Wi-Fi

Executive Lounge access

Connecting Executive Room



Royal Suite



- 1 Bedroom
- 2 Lounge
- 3 Dining
- 4 Kitchenette
- 5 Guest Bathroom
- 6 Connecting Room





# COSMOPOLITAN SUITES

This is true London living,  
with relaxing surroundings and  
outstanding views across the skyline.

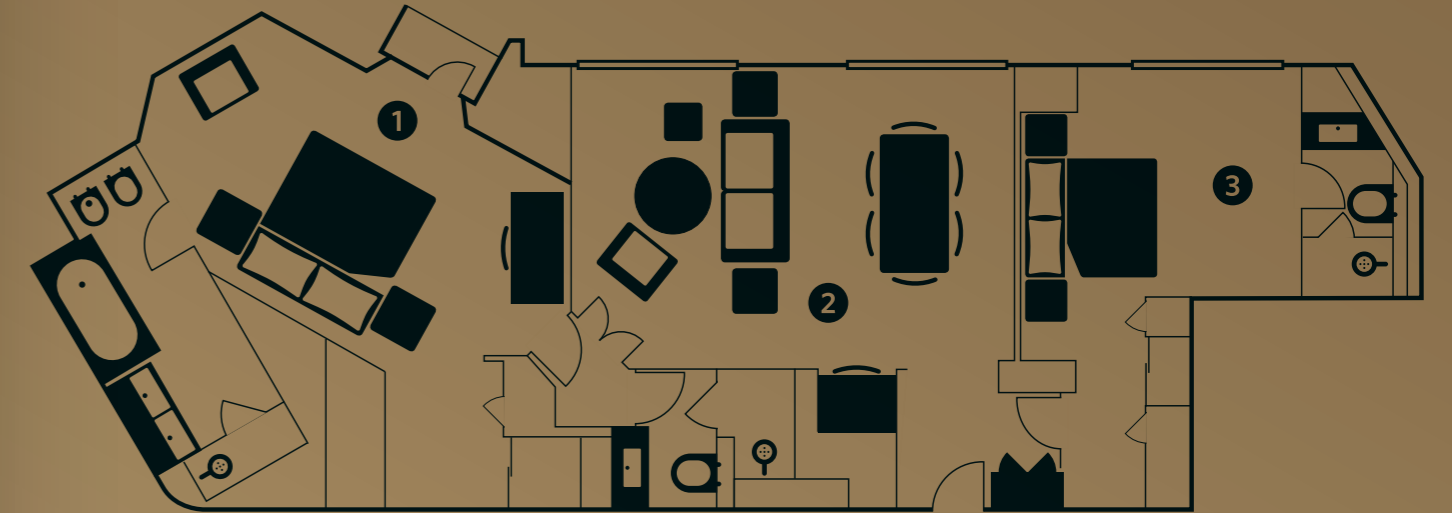
**Size: 85sq m/915sq ft**

- 26th floor
- Hyde Park or city views
- King-size bed
- Lounge and dining area
- Butler service available\*
- Plasma screen TV's
- Complimentary Wi-Fi
- Executive Lounge access
- Connecting Executive Room

2614 has a kitchenette, bathroom with mood lighting, bidet and separate bathroom.  
2608 has a balcony, bathroom with mood lighting, bidet and separate bathroom.  
2602 has a balcony, steam room, bathroom with mood lighting, bidet and separate bathroom.



## Cosmopolitan Suites



- 1 Bedroom
- 2 Lounge & Dining
- 3 Connecting Room





- 1 Bedroom
- 2 Lounge & Dining
- 3 Connecting Room



# BOUTIQUE SUITE

In a prime position on the 26th floor, this magnificent suite offers a king-size bed and a bathroom with ambient mood lighting and glittering city views.

- Size: 82sq m/882sq ft**
- 26th floor
- Mayfair and city views
- King-size bed
- Living room
- Butler service available\*
- Bathroom with walk-in shower, bidet and standalone bathtub with city views
- Plasma screen TV's
- Complimentary Wi-Fi
- Executive Lounge access
- Connecting Executive Room





# PARK LANE SUITES

Enjoy glorious vistas from your balcony, a spacious bedroom and separate living area, and the opportunity to create a three-bedroom suite with private entrance.

**Size: 64sq m/689sq ft**

5th - 25th floors

Private balcony

Hyde Park and Park Lane views

Floor to ceiling windows

King-size bed

Walk-in wardrobe

Large bathroom and walk-in shower

Butler service available\*

Plasma screen TV's

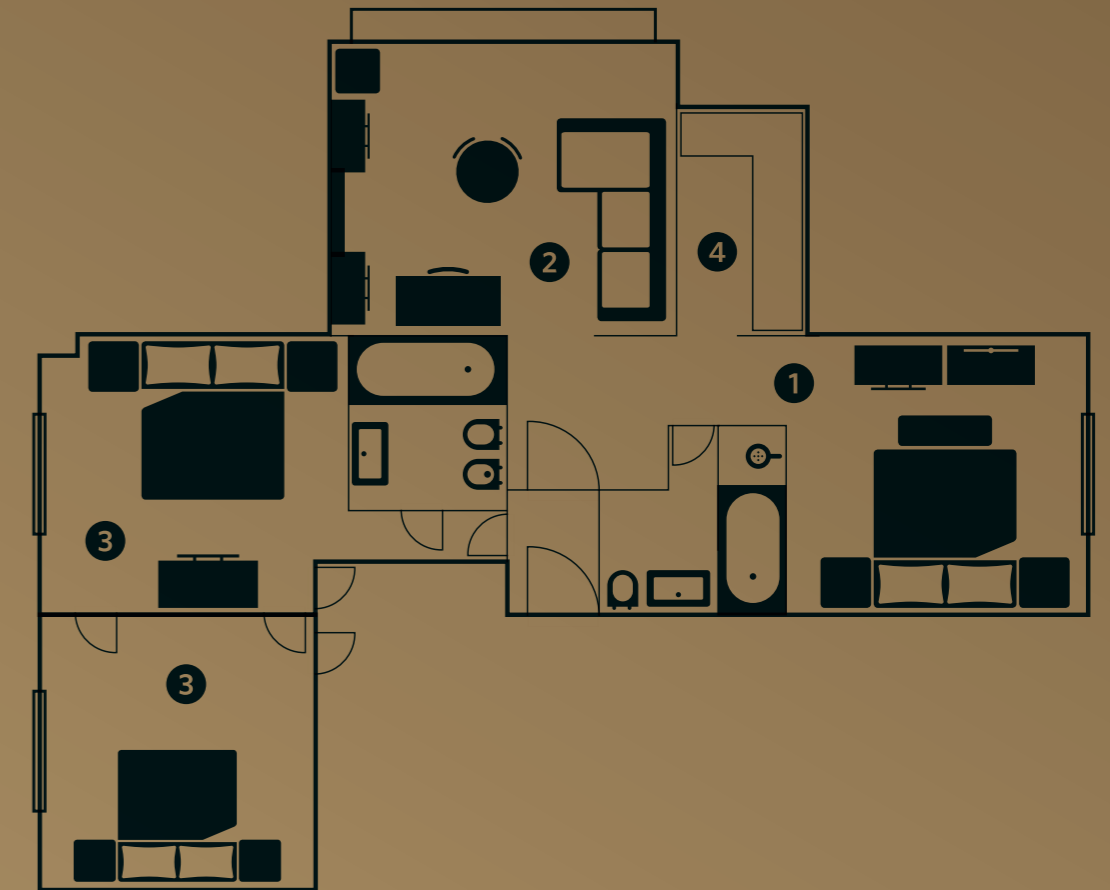
Complimentary Wi-Fi

Executive Lounge access

Connects to two Executive Rooms




Park Lane Suites



- 1 Bedroom
- 2 Lounge
- 3 Connecting Room
- 4 Wardrobe





- 1 Bedroom
- 2 Lounge
- 3 Dining Room
- 4 Kitchenette
- 5 Wardrobe



## CHELSEA SUITE

This luxurious suite provides fabulous views over Hyde Park with the convenience of a separate living room, a dining area for four and kitchenette.

**Size: 85sq m/914sq ft**

18th floor

King-size bed

Large bathroom with separate walk-in shower

Walk-in wardrobe

Butler service available\*

Plasma screen TV's

Complimentary Wi-Fi

Executive Lounge access

Connecting Executive Room available





# GROSVENOR SUITES

These exquisite and sophisticated suites are furnished to the highest standards with wonderfully extensive views of Park Lane and Mayfair.

**Size: 50sq m/538sq ft**

24th and 25th floors

King-size bed

Window seat

Living room

Butler service available\*

Guest bathroom

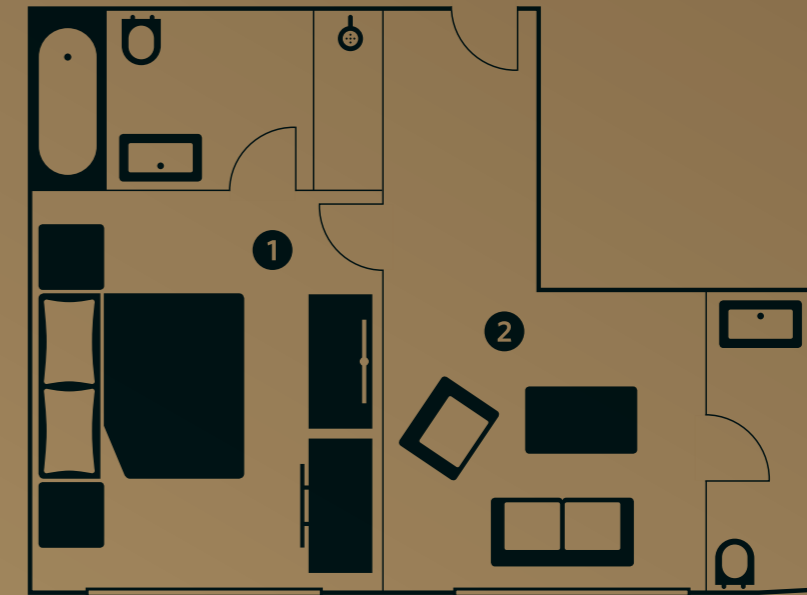
Plasma screen TV's

Complimentary Wi-Fi

Executive Lounge access



Grosvenor Suites



1 Bedroom

2 Lounge





- 1 Bedroom
- 2 Lounge



# MAYFAIR SUITES

Take in the chic Mayfair view from your one bedroom suite, complete with a king-size bed and separate lounge, styled in warm autumnal colours creating serenity and charm.

**Size: 42sq m/135 sq ft**

5th - 25th floor

Window seat

Separate living room

Butler service available\*

Plasma screen TV's

Complimentary Wi-Fi

Executive Lounge access



# AT YOUR SERVICE


From a Michelin-star restaurant with 360° views to one of London's most elegant ballrooms, everything is on hand for an unforgettable stay.

We offer an elegant range of culinary experiences, from haute cuisine at the Michelin-starred Galvin at Windows to a traditional afternoon tea at Podium. For pre- or post-dinner drinks, enjoy a cocktail at Trader Vic's or sip champagne at the POP Bar, while a perfect end to a perfect stay must surely be at our private member's club, Whisky Mist at Zeta.

For relaxation and recharging, why not make the most of our fully equipped fitness centre, available 24/7, or unwind from top to toe at our indulgent Spa to You.

Our business and banqueting facilities will also surpass expectations, whether catering for up to 1,250 guests reception-style or seating up to 1,000 in our spectacular Grand Ballroom.

As an award-winning hotel, London Hilton on Park Lane is continually recognised for its high standards, outstanding service and acclaimed facilities.





# ON YOUR DOOR STEP

London Hilton on Park Lane is perfectly situated for you to take advantage of the very best that London has to offer.

Many of the capital's most famous attractions are on the hotel's doorstep, making our location on Park Lane one of the most desirable in London.

Stroll through Hyde Park, be tempted by the luxury shops of Bond Street, Oxford Street and Knightsbridge, explore museums and art galleries, or enjoy an award-winning show at a West End theatre. There is so much to do and so much to see - all within easy reach.

We are just five minutes' walk from Hyde Park Corner or Green Park underground stations, with several bus routes passing by. International connections are available via Gatwick Express at Victoria Station and Heathrow Express at Paddington Station, both only ten minutes away by taxi.

[hilton.com/londonparklane](https://www.hilton.com/londonparklane)

LONDON HILTON ON PARK LANE

22 Park Lane | London | W1K 1BE | United Kingdom

T: +44 (0)20 7493 8000 | F: +44 (0)20 7208 4142

E: [reservations.parklane@hilton.com](mailto:reservations.parklane@hilton.com)

