



ASHTON GATE












CONCOURSES

CAPACITIES


Dolman / South / Lower West

Banquet 
600

Cabaret 
480

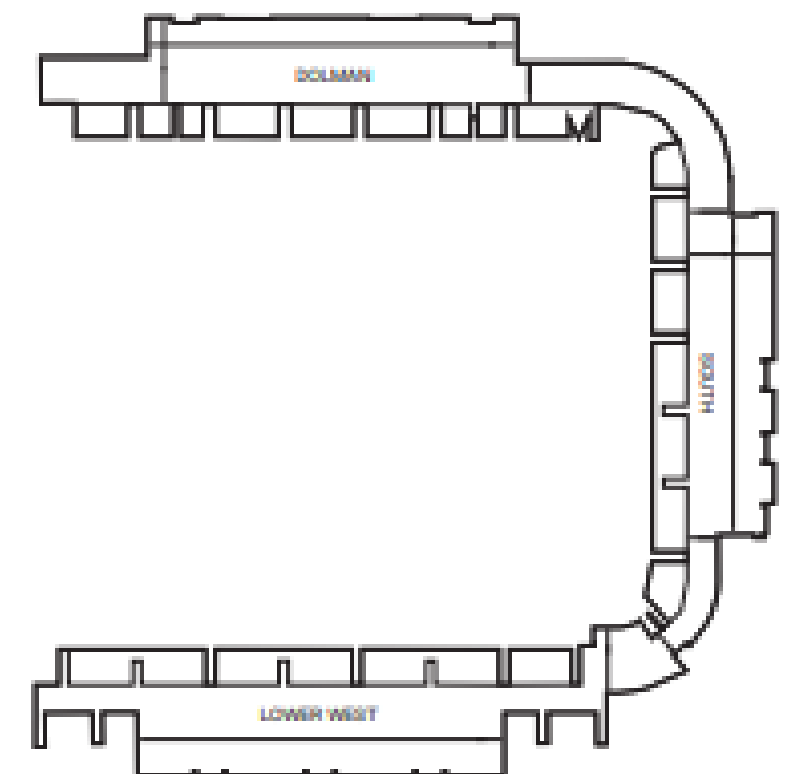
Classroom 
600

Exhibition 
1,200 / 945 / 1,300

Reception 
1,200 / 600 / 1,300

Theatre 
800

ROOM DETAILS



Room sizes

Dolman L 72.5 x W 17.2 x H 3.2

South: L 63m x W 14.85m
x H 11m (max), 5m (min)

Lower West: L 65m x W 16m x H 6m

Features


 LED screens  Wi-Fi

 Power

LANSDOWN SUITE



ROOM DETAILS











Room size
L 65m x W15m
x H3.4m

Features

-  In-built screen & projector
-  Wi-Fi
-  Air conditioning
-  Access to bar
-  Power

CAPACITIES

- Banquet**  850
- Boardroom**  200
- Cabaret**  600
- Classroom**  420
- Horseshoe**  N/A
- Reception**  1,200
- Theatre**  1,000
- U-Shape**  150

LANSDOWN SUITE



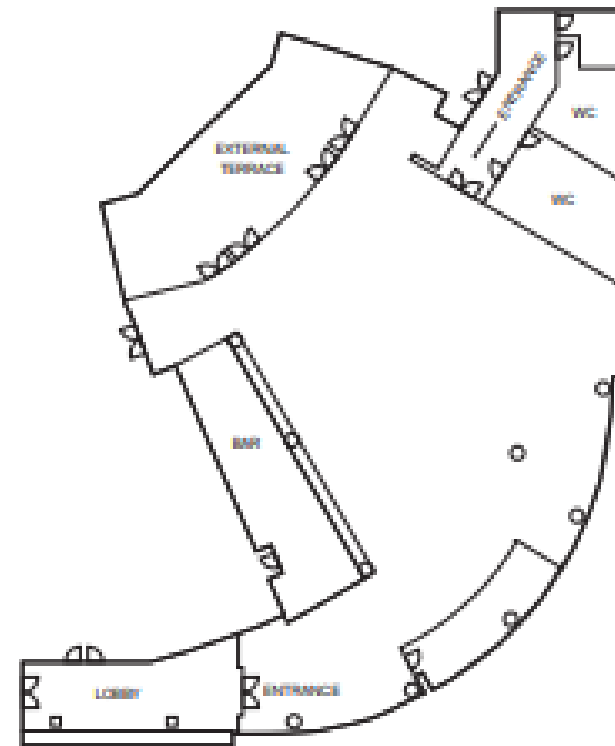
LANSDOWN SUITE



HEINEKEN LOUNGE



ROOM DETAILS



CAPACITIES

Banquet 250

Boardroom 60

Cabaret 160

Classroom 75

Exhibition 150

Horseshoe 100

Reception 400







Theatre 350

U-Shape 60

Room size

L 18m x W 15m x H 2.9m

Features

-  LED screen
-  Wi-Fi
-  Air conditioning
-  Power
-  External balcony
-  Bar



HEINEKEN LOUNGE



EXECUTIVE BOXES



CAPACITIES

Banquet 
12 / 40

Boardroom 
12 / 20

Cabaret 
8 / 24

Classroom 
10 / 20

Horseshoe 
15 / 20

Reception 
20 / 40

Theatre 
20 / 40







U-Shape 
0 / 20

Room size

L 8m x W 3.3m x 2.7m

L 8m x W 7.7m x 2.7m (double)

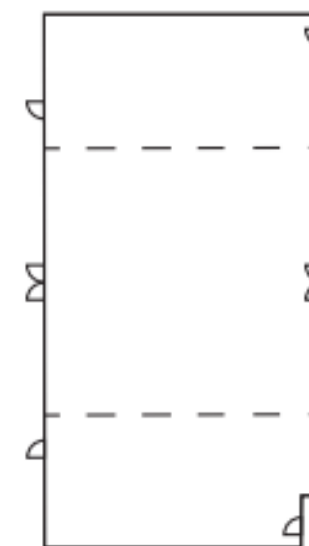
Features

-  LED screen
-  Wi-Fi
-  Air conditioning
-  Power
-  External balcony
-  Bar access

DIRECTORS BOX



ROOM DETAILS



CAPACITIES

Banquet 48

Boardroom 20

Cabaret 32

Classroom 20

Horseshoe 30

Reception 60

Theatre 50

U-Shape 20

Room size

L 6.8 x W 13.5m H2.7m

Features


- LED screen
- Air conditioning
- External balcony
- Wi-Fi
- Power
- Bar access

DOLMAN LOUNGES



CAPACITIES

Banquet 
48 / 90*

Boardroom 
20 / 40*

Cabaret 
32 / 64*

Classroom 
30 / 60*

Horseshoe 
40 / 80*

Reception 
50 / 100*

Theatre 
40 / 120*







U-Shape 
25 / 50*

Room size

L 8m x W 8m x H 2.9m (Single)

L 16m x W 8m x H 2.9m (Lounges 2 & 3)*


Features

-  LED screens
-  Wi-Fi
-  Air conditioning
-  Power
-  External balcony
-  Bar access

PLAYERS LOUNGE




CAPACITIES

Banquet 
60

Boardroom 
25

Cabaret 
48

Classroom 
20

Horseshoe 
40

Reception 
150

Theatre 
90

U-Shape 
20

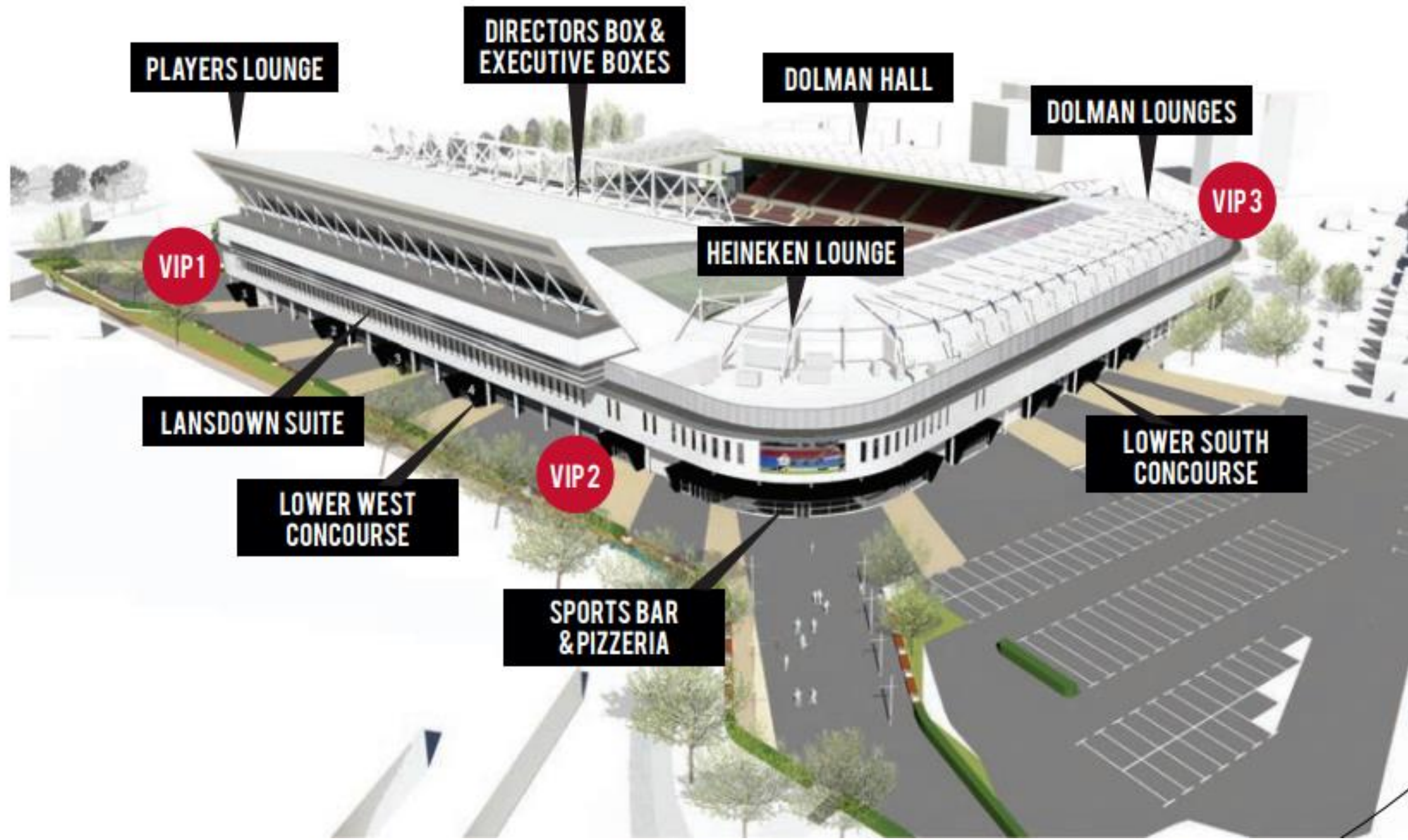
SPORTS BAR & PIZZERIA







STADIUM MAP



SPORTS AND CONVENTION CENTRE





HOTEL



PUBLIC SPACE



