

# VISITING NEW ZEALAND



Te Puia  
Rotorua

100% PURE  
NEW ZEALAND

## KEY FACTS

- Similar in land size to Great Britain and Japan
- The population is approximately 5.2 million people
- Wellington is the capital city
- English, Te Reo and New Zealand Sign Language are the official languages
- No dangerous animals or snakes
- Electricity supply runs at 230/240 volts
- No vaccinations required



New Zealand uses three prong angled power sockets at 230/240 volts

## CURRENCY

The currency used is the New Zealand Dollar (NZD). All major credit cards can be used in New Zealand, with Visa and MasterCard accepted most widely.

All goods and services are subject to a 15% Goods and Services Tax (GST) included in the display price.

## TIME DIFFERENCE

New Zealand is one of the first places in the world to see the new day, 12 hours ahead of GMT (Greenwich Mean Time).

In Summer, New Zealand time uses 'Daylight Saving', with clocks put forward one hour to GMT+13.

Daylight Saving begins on the last Sunday in September and ends on the first Sunday of the following April, when clocks are put back to GMT+12.

## CLIMATE & WHAT TO BRING

Temperate climate with four distinct seasons. Always be prepared for sudden changes in weather, especially during outdoor activities.

**Summer** (Dec to Feb) 14°C – 28°C    **Autumn** (Mar to May) 10°C – 24°C



T-shirt



Shorts



Jumper



Jumper



Light Pants

**Winter** (Jun to Aug) 9°C – 20°C



Pants



Jacket



Gloves



Thermals



Layers



Jacket



Light Pants

**Spring** (Sep to Nov) 12°C – 22°C

The New Zealand sun is very strong. Always use a high SPF sunscreen and wear sunglasses and a sunhat when outside.



Auckland



Wellington



Christchurch

## ENTERING NEW ZEALAND

- We enjoy welcoming visitors to New Zealand. To ensure you have an experience to remember, make sure you've done your homework and have everything sorted before you leave.
- When you arrive, your passport must be valid for at least three months beyond your intended departure date, and if required, have a valid New Zealand visa.
- From 1 October 2019, visitors from visa-waiver countries must request an Electronic Travel Authority (ETA) prior to coming to New Zealand. For more visa and immigration information visit [immigration.govt.nz](https://www.immigration.govt.nz)
- All eligible Australian and New Zealand ePassport holders may use the SmartGate facility. Find out more at [customs.govt.nz](https://www.customs.govt.nz)
- In order to protect New Zealand and its environment, certain items are not allowed to be brought into the country or must be declared if they are deemed to present a biosecurity risk. These include food, plants, animal products and outdoor recreational equipment. You may risk a fine if you fail to comply. For more information visit [mpi.govt.nz](https://www.mpi.govt.nz) or view the biosecurity video [here](#).





## THINGS TO DO

- New Zealand's history, rich culture and unique geography provides visitors with a diverse range of attractions and activities.
- If adventure sports and extreme activities press all your buttons, get ready for a trip of a lifetime.
- Or for those seeking a relaxing holiday, hot pools and vineyards will keep you entertained.
- i-SITE is New Zealand's official visitor information network with over 50 i-SITEs nationwide, visit [newzealand.com/int/visitor-information-centre/](https://www.newzealand.com/int/visitor-information-centre/)
- Qualmark is New Zealand tourism's official quality assurance organisation, providing a trusted guide to quality travel experiences, see [qualmark.co.nz](https://www.qualmark.co.nz)

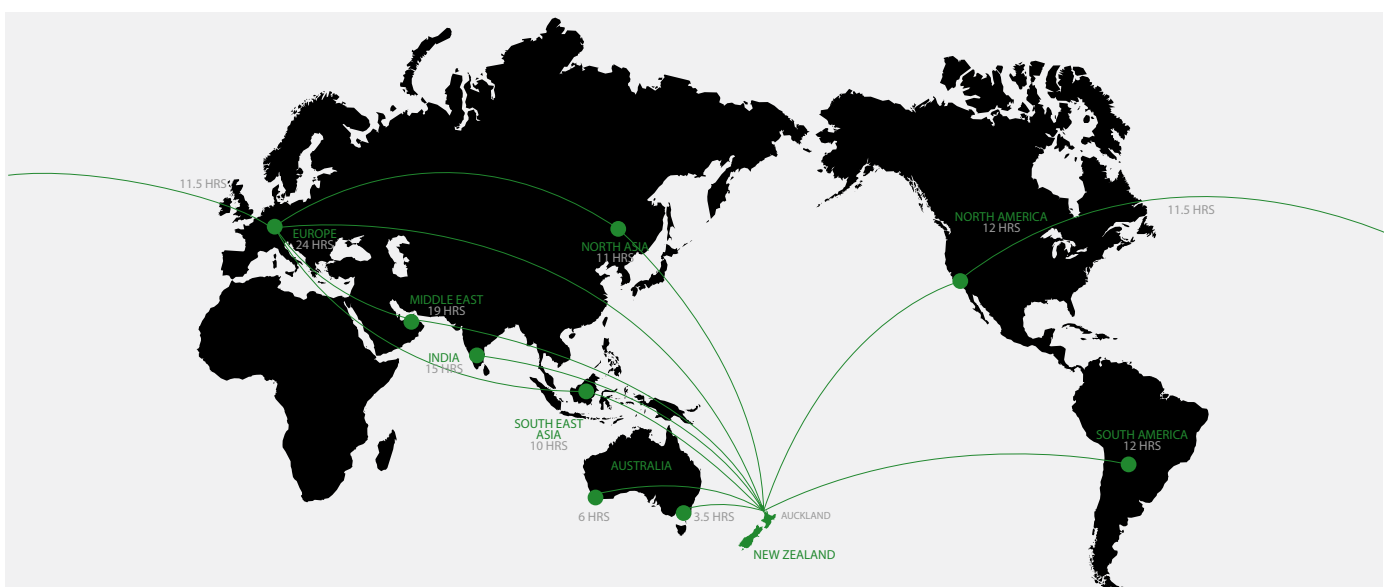
## ACCOMMODATION

- New Zealand has a wide range of accommodation options to suit all budgets, including luxury lodges, an extensive range of hotels, motels, apartments, Bed and Breakfasts (B & B's).

## GETTING AROUND

-  New Zealand has an extensive domestic air network. Book well in advance for the best airfares.
-  Trains operate in some cities and there are a range of scenic and world-class train journeys.
-  Passenger ferries connect the North and South Island. The journey between Wellington and Picton takes approximately three and a half hours.
-  Self-drive is an excellent way to explore New Zealand. Varied landscapes and dramatic geographical features are in close proximity. Most international rental vehicle companies have depots throughout New Zealand.

It is important to familiarise yourself with New Zealand's unique driving conditions, road rules and drivers' licence requirements. Find out more at [nzta.govt.nz](https://www.nzta.govt.nz)



For more information on New Zealand visit [newzealand.com](https://www.newzealand.com)

 [@purenewzealand](https://www.instagram.com/purenewzealand)  [@purenewzealand](https://www.twitter.com/purenewzealand)  [100% Pure New Zealand](https://www.facebook.com/100%PureNewZealand)

**100% PURE NEW ZEALAND**  
[newzealand.com](https://www.newzealand.com)