



GRIND

SURFACE PREPARATION CATALOGUE



LORD & JAMES

Surface Preparation Equipment

CUP WHEELS



WATCH IN ACTION

Watch how our grinding cups engage the surface, remove material cleanly, and maintain control across varying concrete conditions.

REMOVAL

PCD CUP WHEELS

PCD cup wheels provide aggressive removal of coatings and surface buildup on concrete. Designed for durability and consistent performance, they are ideal for stripping epoxy, adhesives and paint in demanding applications.



1/4 Round PCD

Diameter

- 5"
- 7"

Segment Quantity

- 4
- 6
- 8

Arbour

Confirm arbour compatibility before purchase.



Half Round PCD

Diameter

- 7"

Segment Quantity

- 6
- 7

Arbour

- 5/8-7/8



Flat Top Half Round PCD

Diameter

- 7"

Segment Quantity

- 6
- 7

Arbour

- 5/8-7/8



Mini Jet PCD

Description

7" Mini Jet 6 Segment PCD Cup Wheel with 5/8-7/8 arbour. Designed for aggressive coating removal and surface preparation.

SKU: MJPCDI786

AGGRESSIVE GRINDING

ARROW CUPS

Arrow Cup Wheels are engineered for aggressive concrete grinding and controlled surface preparation. The arrow shaped segments concentrate cutting pressure for efficient material removal while maintaining stability across the surface. Ideal for removing coatings, leveling uneven areas and stepping down through concrete grinding stages prior to polishing.



Mini Arrow

Diameter

5"

6"

7"

Segment Quantity

12

16

18

Arbour

5/8-7/8



Premium Arrow

Diameter

5"

7"

Segment Quantity

6

10

Arbour

5/8-7/8

Threaded



Mid Arrow

Diameter

7"

Segment Quantity


10

Arbour

5/8-7/8

Threaded





V Segment

Description

The V Segment Cup Wheel is available in 5-inch and 7-inch diameters and features an aggressive 6 grit industrial diamond designed for rapid stock removal and heavy surface preparation. Engineered to deliver a strong cutting profile, it efficiently removes thick coatings, high spots, and surface buildup while maintaining consistent grinding performance in demanding applications.



S Segment

Description

The S Segment Cup Wheel is available in 5-inch and 7-inch diameters with grit options ranging from 16/20 through to 120/140. Designed for aggressive concrete grinding and efficient stock removal, it is offered in 5/8–7/8 arbor and threaded configurations to suit a wide range of professional applications.



Teardrop

Description

The Tear Drop Cup Wheel is available in 5-inch and 7-inch diameters with grit options from 16/20 to 60/80. The tear drop segment pattern provides smoother cutting action and improved surface control while maintaining strong material removal. Available in both 5/8–7/8 arbor and threaded configurations for reliable concrete grinding performance.

Additional segment configurations available.





Rapida Cup Wheel

Diameter

5"

7"

Segment Quantity

9

12

Arbour

5/8-7/8

Threaded

RAPIDA

CUT THROUGH HARD CAPS

The Rapida Cup Wheel features a soft bond for extremely hard concrete, power-trowelled surfaces, and curing caps. Its cap-cutter segments prevent glazing and expose fresh diamonds for fast, consistent grinding.



Ez Wing



Slim Fit



Fast Change

GENERAL PREPARATION



7" Tornado Cup Wheel

Segment Quantity

6

9

18

Grit Options

16/20

50/60

120/140

Arbour

5/8-7/8

Threaded

SPIRAL CUP WHEEL

Description

Available in 5/8-7/8 and threaded configurations, the Spiral Cup Wheel range offers options from high concentration professional grade through to general construction quality, designed to suit a range of budgets.



Diameter

4"

4.5"

7"

Segment Quantity

6

8

9

12


18

24

Arbour

5/8-7/8

Threaded

A blurred background image of industrial machinery, likely a metal bonding or welding process, with a dark, metallic structure and a bright, glowing point of contact.

METAL BOND TOOLING



EZ WING

Compatible with Husqvarna Redi Lock style systems and universal magnetic plates.

Commonly suits:
Husqvarna floor grinders and compatible Redi Lock systems.



SLIM FIT

Engineered for Lavina® style plate systems and compatible magnetic plate conversions.

Commonly suits:
Lavina and compatible planetary grinders.




FAST CHANGE

Compatible with Scanmaskin® and other quick-change wedge-style systems.

Commonly suits:
Scanmaskin and similar quick-change grinder platforms.

PCDS

Buying in bulk means better value, less downtime, and consistent performance across your fleet. Ideal for contractors who need



Slim Fit - Terminator

Description

Hexigon-style pcd segments, 5 segments available in left hand and right hand. Aggressive removal solutions.

SKU: SFHR2PCD


FAST CHANGE



**Inverted Half
Round PCD Long**

Hand


LH RH



**2x 1/4 Round PCD with
stabiliser segment**

Hand

LH RH




2x 1/4 Round PCD

Hand

LH RH



2x Mini Jet PCD
SKU: MJPCDFC2RH



**2 X Half Round PCD
10x20 Segments -
Long**

Hand


LH RH

Segment Quantity

2 4



Slim Fit



Fast Change



Ez Wing

2 X Half Round PCD 10x20 Segments

Hand

LH

RH

BUY IN BULK

Buying in bulk means better value, less downtime, and consistent performance across your fleet. Ideal for contractors who need reliable stock on hand.



Slim Fit
SKU: SFKCPCD2SEGRH



Slim Fit
SKU: SFKCPCD2RH

SLIM FIT



Double Round Segment.

Also available in Single Round configuration.

Description

Smoother grinding and surface refinement.
Works well on exposed aggregate.
Ideal for use in higher grits during final stages.

Grit Options

30/40

60/80

80/100

120/140



Bond Options

Red - Soft

Grey - Medium

Yellow - Hard

White - Very Hard



Rapida

Also available in Double Rapida configuration.

Grit Options

30/40

50/60

60/80

120/140



Single S

Grit Options

18/20

Bond

Red - Medium

Black - Hard



Single X

Also available in Double X configuration.

Grit Options

30/40

50/60



Double Bar Segment

Also available in Single Bar configuration.

Description

Used for general grinding and surface preparation.

Grit Options

16/20

30/40

60/80

80/100

120/140

Bond Options

Gold - Soft

Red - Medium

Black - Hard



Accessories


Ask our team about available accessories.

Slim Fit

SKU: SF-PEAK-2



FAST CHANGE



Double Bar Segment.

Also available in Single Bar configuration.

Description

Used for general grinding and surface preparation.

Grit Options

16/20

30/40

60/80

80/100


120/140

Bond Options

Black - Hard

Red - Medium

Gold - Soft



Rapida

Also available in Single Rapida configuration.

Grit Options

30/40

50/60

60/80

120/140



Double S

SKU: FCT2R18

Grit Options

16/20




Single X

Also available in Double X configuration.

Grit Options

30/40

50/60



Double Round Segment

Grit Options

16/20

30/40

50/60


60/80

120/140

Bond Options

Gold - Soft

Red - Medium



Double Arrow Segment

Grit Options

16/20

30/40

60/80



Slim Fit

SKU: FC-PEAK-2

Accessories

Ask our team about available accessories.



EZ WING



Double Bar Segment.

Also available in Single Bar configuration.

Description

Used for general grinding and surface preparation.

Grit Options

16/20

30/40

60/80

Bond Options

Gold - Soft

Red - Medium

Black - Hard



Rapida

Grit Options

30/40

50/60

60/80

120/140



Single S


Also available in Double S configuration.

Bond Options

Gold - Soft

Red - Medium

Black - Hard



Double Arrow

Description

White Double Arrow – 25 grit, Very Hard bond.

THREE BUSINESSES. ENDLESS SOLUTIONS.

**PROUDLY MANUFACTURED
IN AUSTRALIA**



Accessories

Ask our team about available accessories.



Done Right.

