



COMPANY PROFILE

THE PUMP HIRE EXPERTS



Franklin Electric

ABOUT PIONEER PUMP SOLUTIONS

Pioneer Pump Solutions is a well-established pump hire specialist, and can offer our expertise to recommend bespoke solutions from a broad range of diesel and electric driven pump sets and ancillaries.

Operating from our extensive network of depots across the UK, Pioneer Pump Solutions are chosen for our high efficiency pumps, robust construction, and excellent customer service.

With a large range of solid handling and clear liquid engine driven pump sets, we are a leading supplier of high performance, low cost pumps.

We are recognised as a trusted solution provider for both temporary and fixed installation pumping applications.



OUR PARENT COMPANY



Franklin Electric

Franklin Electric is a global provider of complete systems for the movement of water. Manufacturing pumps, motors, controls and drives, Franklin Electric offers innovative solutions for a multitude of applications in the municipal, industrial, mining and commercial markets. They are your single source for engineering, manufacturing, packaging, service and technical support. Maximise performance beyond the pump and choose Franklin as your partner for water systems.



OUR MARKETS

Operating in a wide range of markets, Pioneer Pump Solutions is the **preferred provider** for temporary and fixed pumping applications whether planned or in an emergency.



MINING & QUARRY

- Quarry Dewatering
- Washplants
- Silt Removal
- Dust Suppression



MUNICIPAL & WASTEWATER

- Sewer Bypass
- Flood Control
- Emergency Water Management



FIRE STANDBY

- Start/Stop Automation
- Telemetry Control
- High Pressure and High Flow



OIL & GAS

- Tank Cleaning
- Drilling Muds
- Pipeline Filling and Testing



MARINE

- Jetting Pumps
- Trench Cutting
- Dredging
- Load Outs



INDUSTRIAL & ENERGY

- Food Processing
- Nuclear
- Pigging

OUR CAPABILITIES

Pioneer Pump offers the largest range of self-priming portable pumps in the world, including high flow, high pressure, sewage handling, hydraulic and electric submersible pumps.

The Pioneer Prime range of pumps offer fast priming and unrivalled suction lift capability ensuring smooth and fast operation at all times.



24/7 SUPPORT

Renting from Pioneer will allow you to focus on your core business and gain access to our skilled experts 24/7. From minor repair to full overhaul, Pioneer Pump Solutions will conduct repairs on site where possible, or at one of our UK facilities. A quick response is crucial and we regularly service our pumps to maintain the highest level of performance.



NATIONAL NETWORK

Thanks to our extensive network of depots across the UK, you are never too far from a Pioneer Pump Solutions location to provide your business with the support and services you need- when you need it.



CERTIFICATION AND MEMBERSHIP

We are committed to quality, safety and the environment. We are proud to be one of the few companies with a fully integrated Management System controlled by our own HSEQ team.



TELEMETRY

REMOTE MONITORING

Where remote access and control is required our remote Telemetry is the perfect solution. You can choose to monitor and control the pump yourself, or use our service where our trained technicians monitor your pump's performance and respond to any issues that arise during the rental period.

24/7 AROUND THE GLOBE MONITORING

The Pioneer Telemetry system allows customers to remotely control and monitor their pumpset. Our Telemetry system can be fitted on all Pioneer pumpset models and transmits key data to the operator via a single dashboard. The webpage allows for maximum information and features and the mobile app provides quick access to the pumpset whilst on the move. Both platforms allow easy access to all pumpsets, from anywhere in the world, 24/7.

CUSTOMISABLE REPORTS

In addition to live control and monitoring, the Pioneer Telemetry system offers the option of customisable reports that are automatically sent to single or multiple users. This allows operators to easily monitor and track pumpset usage, in addition to planning maintenance regimes.

DEFWIZARD

The DEFwizrd is Pioneer Pump Solutions' latest addition to our fleet. Developed in-house by Pioneer engineers, this system removes the need for manual top up of the AdBlue tank and allows Stage V pumps to run autonomously for longer.

The DEFwizrd is available as a Pioneer Pump Solutions exclusive and is compatible with all pumps in our fleet. It allows for 50 times longer operation when using a standard IBC, and when combined with the Pioneer Telemetry system, can be monitored from afar.



TELEMETRY KEY FEATURES

- Start/Stop Control
- Speed Control
- Fuel Monitoring
- Running Status
- Track all sensor and engine parameters
- Customisable SMS, in-app, and email pumpset status Alerts
- Engine loading alerts

DEFWIZARD FEATURES

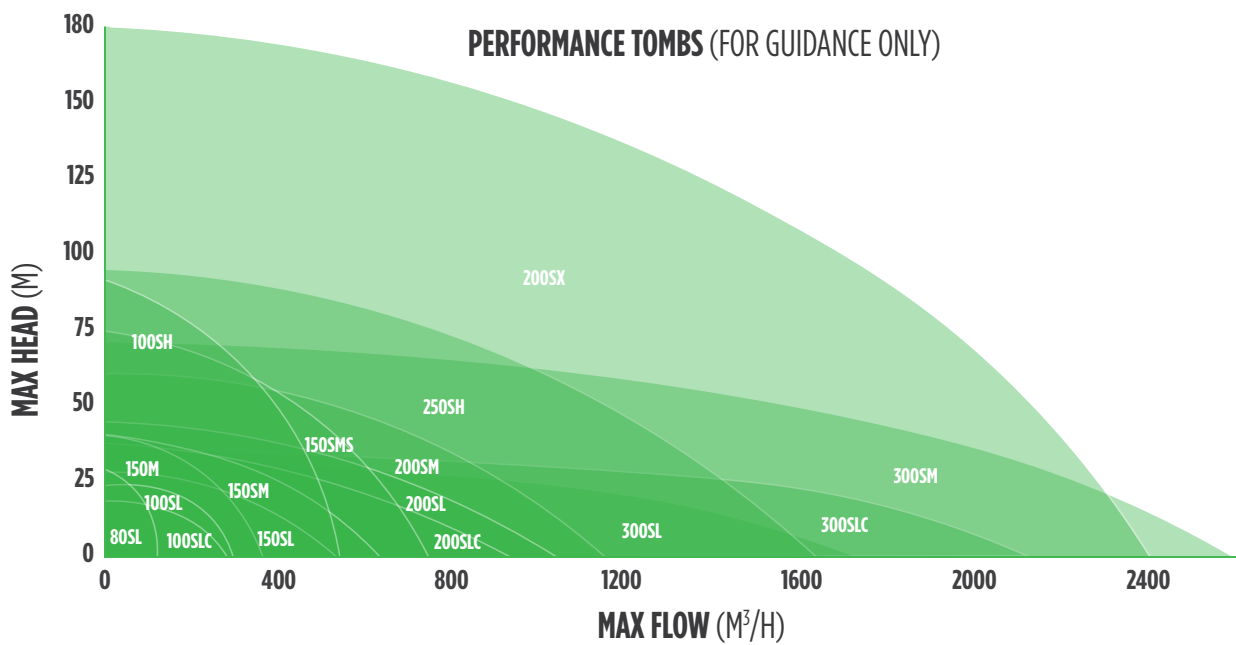
- Allows for autonomous top up of the AdBlue tank
- Up to 50 times longer operation
- Remote Monitoring



SOLIDS HANDLING

Pioneer solids handling pumpsets are ideal for applications requiring high flow. They are capable of flows of up to 2,500m³/hr and pressures in excess of 180m, while still being able to pass solids of up to 150mm.

All Pioneer’s solids handling pumps utilise an enclosed solids handling impeller offering outstanding NPSHr and suction lift characteristics while delivering high efficiency, therefore low fuel burn performance. Built as engine driven pumpsets as standard, we also have a range of canopy trailers, electric sets, and open skids - to provide the best solution for your needs.



Pump No.	Model No.	Max Flow	Max Head
80SL	PP43075	100m ³ /h	22m
100SL	PP44S8	200m ³ /h	13m
100SM	PP44S10	320m ³ /h	40m
100SH	PP64S17	520m ³ /h	82m
150SL	PP66S10	525m ³ /h	30m
150SM	PP66S12	800m ³ /h	55m

Pump No.	Model No.	Max Flow	Max Head
150SH	PP66S17	1000m ³ /h	110m
150SX	PP86S20	950m ³ /h	160m
200SL	PP88S12	1025m ³ /h	45m
200SX	PP128S22	2400m ³ /h	180m
250SH	PP108S17	1600m ³ /h	95m
300SL	PP1212S17	1550m ³ /h	45m

SOLIDS HANDLING PUMP FEATURES

- Solid Handling, Fully Shrouded, Stainless-Steel Impeller
- Indefinite Run-Dry Capability
- Efficient Design for Reduced Operating Costs
- Auto Stop/Start with Floats
- Sound Attenuated, Fully Bunded Packages
- Spark Arresting Muffler
- Environmentally Safe Priming System with Patented PosiValve™
- ensuring fluids can't escape.

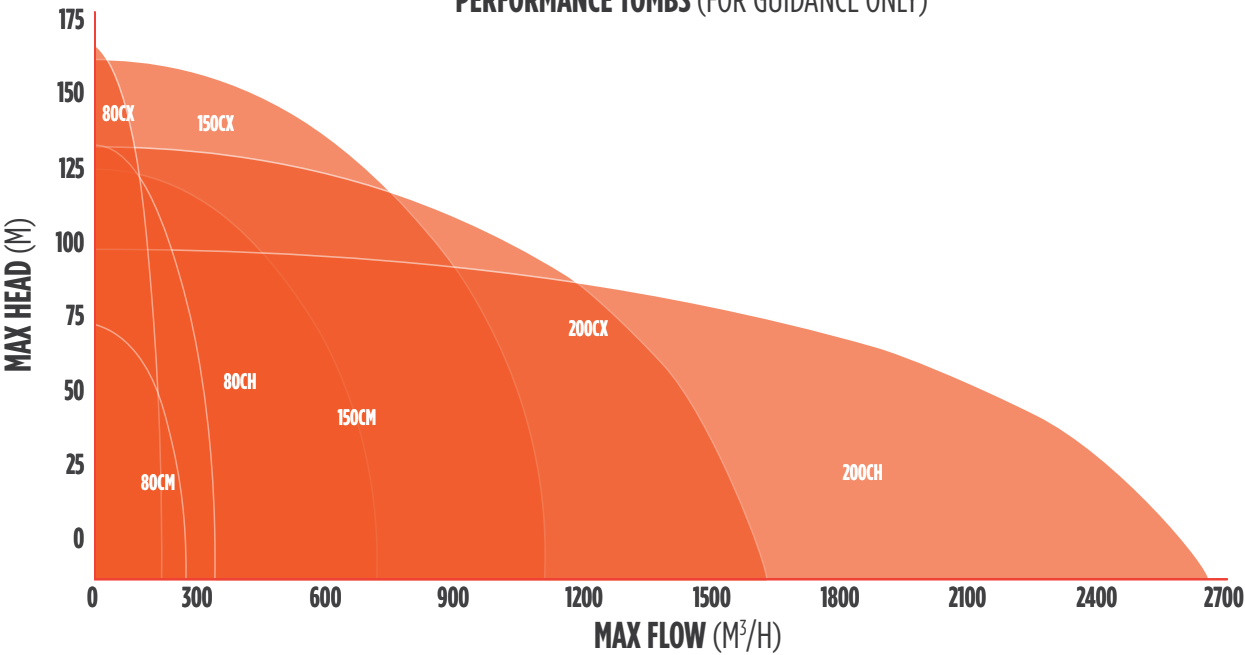


CLEAR LIQUIDS

All of our clear liquid pumps are designed for high pressure applications. These pumps are able to operate at an efficiency of at least 84%, offering the lowest fuel burn performance of any manufacturer, reducing both running costs and downtime.

Our standard pumps operate at flows in excess of 1,200m³/h and pressures over 200m while still being able to handle small solids, making them ideal for applications in the mining, oil & gas and industrial markets as well as more traditional markets such as irrigation and water supply. Coupled via SAE housing and flexible drive, Pioneer pumps offer compact designs with outstanding reliability.

PERFORMANCE TOMBS (FOR GUIDANCE ONLY)



Pump No.	Model No.	Max Flow	Max Head	Pump No.	Model No.	Max Flow	Max Head
80CL	PP54C14T	160m³/h	65m	150CM	PP86C17B	550m³/h	125m
80CM	PP53C14	210m³/h	90m	150CH	PP86C17	900m³/h	125m
80CH	PP63C17	220m³/h	150m	200CH	P86C21	900m³/h	165m
80CX	PP43C21	130m³/h	170m	200CX	PP108C18	1200m³/h	140m
100CM	PP64C14	380m³/h	90m	250CM	PP108C24	1100m³/h	210m
100CH	PP64C17	390m³/h	160m	300CM	PP1010C14	1500m³/h	80m
100CX	PP64C21	320m³/h	185m	100CX	PP1212C17	2650m³/h	100m

CLEAR LIQUIDS PUMP FEATURES

- Clear Liquid Multi-Vane Stainless Steel Impeller
- Indefinite Run-Dry Capability
- Efficient Design for Reduced Operating Costs
- Auto Stop/Start
- Sound Attenuated, Fully Bunded Packages
- Spark Arresting Exhaust Silencers
- Chalwyn Air Intake Shutdown Valve
- Environmentally Safe Priming System with Patented PosiValve™
 - No Liquid Carryover
- Telemetry Remote Monitoring System



VORTEX PUMP FEATURES

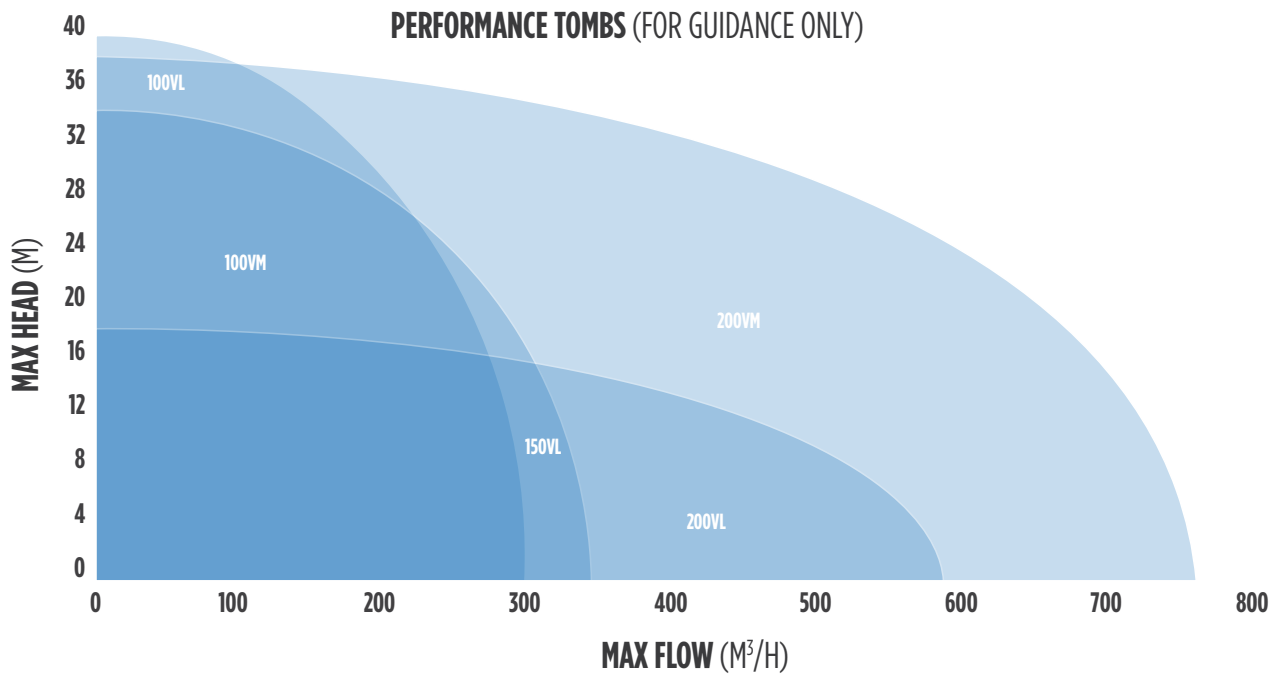
- Vortex Flow Large Solid Handling Impeller which prevents Blocking
- Indefinite Run-Dry Capability
- Efficient Design for Reduced Operating Costs
- Auto Stop/Start
- Sound Attenuated, Fully Bunded Packages
- Spark Arresting Exhaust Silencers
- Chalwyn Air Intake Shutdown Valve
- Environmentally Safe Priming System with Patented PosiValve™
— No Liquid Carryover



VORTEX PUMP RANGE

Pioneer Prime Vortex pumps are specifically designed for sewage and wastewater applications which contain large amounts of stringy solids and rag.

Capable of flows in excess of 600m³/h and heads higher than 35m, our pumps can pass solids up to 130mm. In both fixed and temporary applications the Pioneer Vortex range offers users the benefits of reduced downtime and optimal reliability.

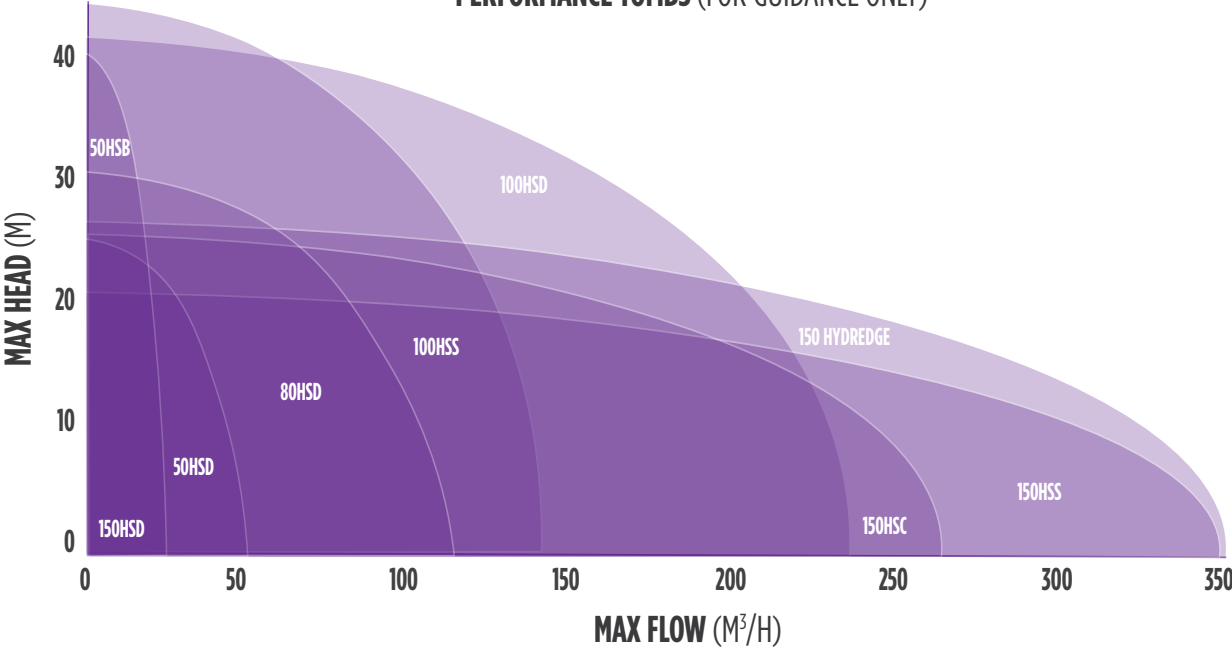


Pump No.	Model No.	Max Flow	Max Head
100VM	PP44V10	210m³/h	37m
150VL	PP66V10	330m³/h	26m
150VM	PP66V12	470m³/h	36m
200VL	PP88V12	610m³/h	24m

HYDRAULIC SUBMERSIBLE

Pioneer Pump can offer a hydraulic submersible pumpset package for use in challenging suction conditions where the suction lift is greater than 8.5m. These adaptable pumps are ideal for sewage or silt applications and conditions where electricity is not available or appropriate.

PERFORMANCE TOMBS (FOR GUIDANCE ONLY)



Pump No.	Size	Max Head	Solids Size	Power Pack	Hydraulic Flow	Hydraulic Pressure	Hydraulic Oil Tank Capacity
50HSD	2"	48 m³/h	26 m	HYPP10	20lt/min	130bar normal	20l
50HSB	2"	22 m³/h	41 m	HYPP20	30lt/min	200bar normal	20l
80HSD	3"	112 m³/h	31 m	HYPP30	60lt/min	200bar normal	20l
100HSS	4" SCREW	140 m³/h	45 m				
100HSD	4"	234 m³/h	42 m				
150HSS	6" SCREW	349 m³/h	27.5 m				
150HSD	6"	345 m³/h	22 m				
150HSC	6"	262 m³/h	27 m				
150 HYDREDGE	6"	350 m³/h	27.5 m				

HYDRAULIC SUBMERSIBLE PUMP FEATURES

- Hydraulic Safety Shutdown Switches
- Indefinite Run-Dry Capability
- Biodegradable Hydraulic Oil
- Auto Stop/Start with Floats
- Sound Attenuated, Fully Bunded Packages
- Spark Arresting Exhaust Silencers Mufflers
- Chalwyn Air Intake Shutdown Valve
- Environmentally Safe Priming System with Patented PosiValve™ — No Blow By Liquid Carryover



MINETUFF FEATURES

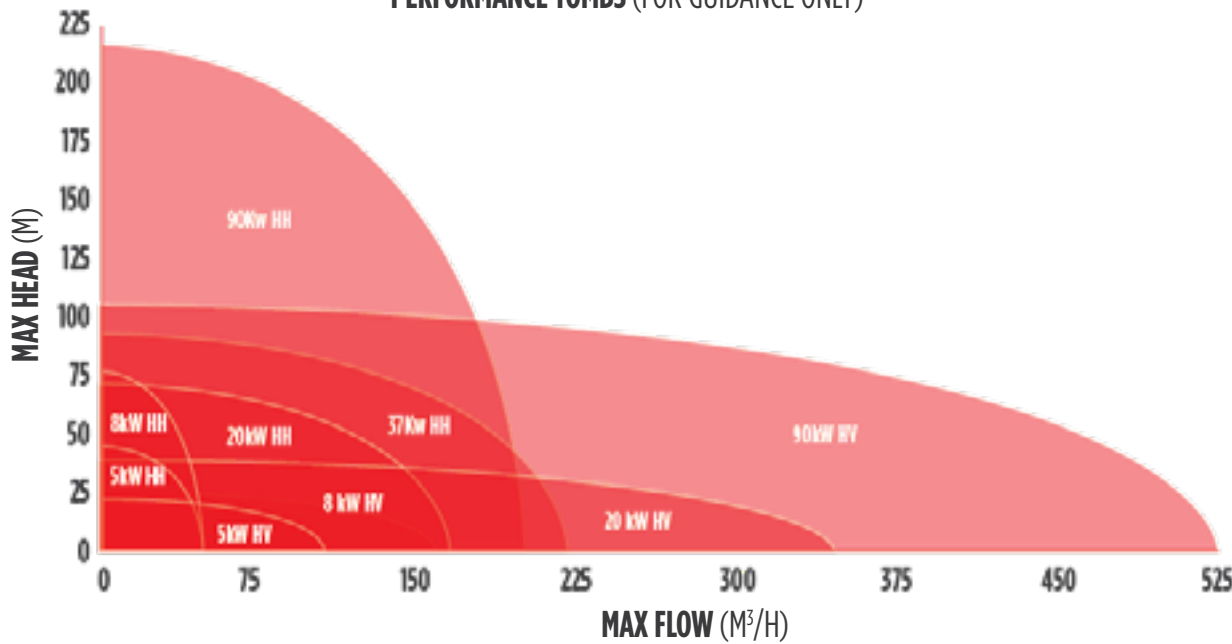
- Flows of up to 522 m³/hr
- Heads of up to 213m
- Pumps supplied with 20m power cable & plug
- Soft Start & VFD Controls available
- Lifting frame fitted to ease movement and positioning

ELECTRIC SUBMERSIBLE

MINETUFF are Pioneer Pumps’ own brand of electric submersible pumps. These pumps have been specifically developed to operate in the challenging mining and quarrying sector. The range incorporates heavy duty materials and highly efficient pumping dynamics to deliver reliability and performance - even in the toughest environments.

Our MINETUFF pumps are supplied in a range of 5kW to 90kW in high flow or high head configurations.

PERFORMANCE TOMBS (FOR GUIDANCE ONLY)



Pump	Max Head	Max Flow	Pump	Max Head	Max Flow
5kW HH	43m	50m³/h	20kW HV	37m	342m³/h
5kW HV	20m	105m³/h	37kW HH	91m	216m³/h
8kW HH	75m	47m³/h	90kW HH	213m	198m³/h
8kW HV	27m	155m³/h	90kW HV	103m	522m³/h
20kW HH	71m	162m³/h			

CONTACT US 24/7:
0800 707 6011

WWW.PIONEER-HIRE.CO.UK



INTERNATIONAL

21 Boss Hall Road,
Ipswich, IP1 5BN, UK
0800 022 3911
sales@pioneer-hire.co.uk

NORTH WEST AND SCOTLAND

Unit 12, Tattenham Works,
Leigh Road, Hindley Green,
Wigan, WN2 4SZ, UK
0800 022 3910
northwest@pioneer-hire.co.uk

NORTH EAST

Aycliffe Business Park, 3 Ridgeway,
Newton Aycliffe, DL5 6SP, UK
0800 028 1145
northeast@pioneer-hire.co.uk

MIDLANDS

Unit 3, Heath Top Business Park,
Bent Lane, Church Broughton,
Derby, DE65 5AY, UK
0800 260 6018
midlands@pioneer-hire.co.uk

WALES

Unit 55, Vale Business Park,
Llandow, Cowbridge, CF71 7PF, UK
0800 022 3915
wales@pioneer-hire.co.uk

SOUTH WEST

0800 022 3915
southwest@pioneer-hire.co.uk

EAST AND SOUTH EAST

21 Boss Hall Road,
Ipswich IP1 5BN, UK
0800 022 3911
east@pioneer-hire.co.uk