

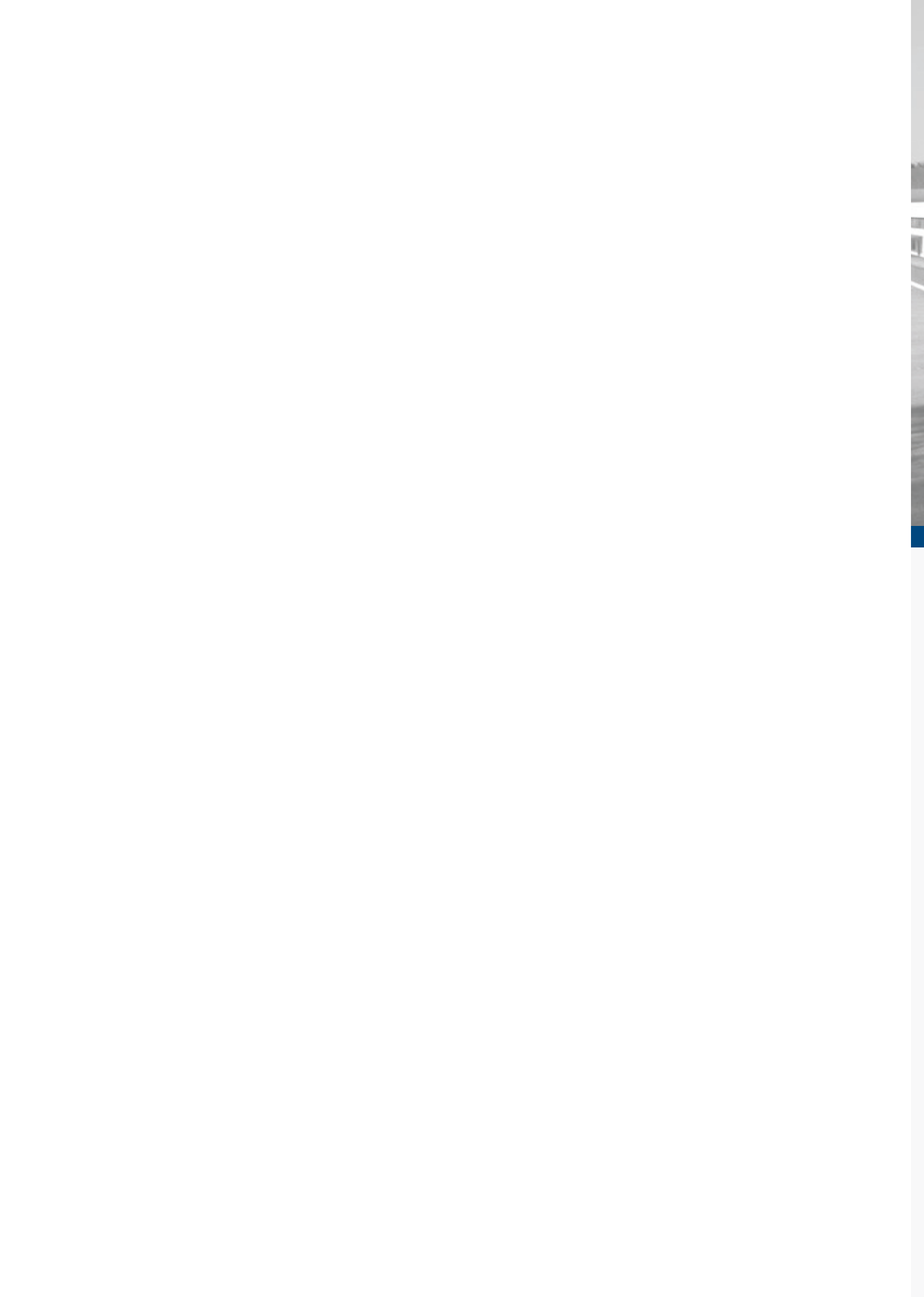


**WEIGHING SOLUTIONS FOR
EX EXPLOSION RISK ZONES**

CATALOG

 **DINI ARGEO**
Scales - Weighing systems

A RICE LAKE WEIGHING SYSTEMS COMPANY



OVER 175 YEARS OF EXPERIENCE IN THE WORLD OF WEIGHING



Founded in Italy in 1846, Dini Argeo provides high-quality weighing systems for every industry. The reputation of Dini Argeo weighing systems, renowned for its reliability and versatility, has grown in tandem with the company's expansion and success in meeting ever-changing customer needs.

Dini Argeo offers a wide range of scales and weighing systems, from load cells and weight transmitters to vehicle weigh bridges, ATEX-certified systems and more. With customizable features, Dini Argeo systems can be easily integrated into customers' existing processes. Our team of qualified engineers develops, certifies, and customizes tailor-made weighing solutions that comply with international standards. Dini Argeo provides products and services worldwide, with specialized partners in Europe, North and South America, Asia and Oceania.

Dini Argeo became part of the Rice Lake Weighing Systems group in 2016. The strong traditions and common ideals of the two brands came together to enhance their product and service ranges for customers across Europe and worldwide.



TABLE OF CONTENTS

DINI ARGEO: ATEX SOLUTIONS FOR OVER 20 YEARS	page 4
SUMMARY TABLE OF ATEX PRODUCTS	page 6
HOW TO DECODE AN ATEX MARKING	page 7
ATEX CONFIGURATIONS	page 8
ATEX PRODUCTS	page 10
WEIGHT INDICATORS	10
WEIGHT REPEATERS	18
CRANE SCALES	19
LOAD CELLS	20
PALLET TRUCK SCALES	21
SCALES	25
PLATFORMS	28
PALLET TRUCK SCALES	34
WEIGHING BEAMS	35
ZENER BARRIERS	36
JUNCTION BOXES	38
BOX	40
ACCESSORIES	42
CERTIFICATIONS	48



DINI ARGEO: ATEX SOLUTIONS FOR OVER 20 YEARS

Dini Argeo is an international benchmark for weighing systems designed for risk explosion zones.

Investments in R&D and in staff training, which began in the late 1990s, allowed the company to grow its skills continually until obtaining an ATEX notification in 2004.

Today, Dini Argeo has the widest range of ATEX solutions available on the market for every weighing need, with more than 50,000 installations worldwide and a range of IECEx-certified products for the international market.



Dini Argeo is an ATEX notified company under Directive 2014/34/EU (Annex IV). This means that the Dini Argeo production process is certified for manufacturing and marketing Ex-labeled equipment for use in potentially explosive environments.

Dini Argeo is a certified company for the manufacture and supply of IECEx certified Ex-marked equipment for use in potentially explosive environments requiring IECEx certification.

The Dini Argeo Quality Management System is certified in accordance with UNI EN ISO 9001:2015.



What does it mean to be an ATEX notified company?

The notification of quality assurance of the production process, according to Annex IV of the ATEX Directive 2014/34/EU, consists in having the company's manufacturing Quality System validated and attested by an ATEX Notified Body.

The quality system validation is renewed annually, through an inspection carried out by a third-party. Each ATEX certified product is examined by specialized technicians through specific pressure holding tests, mechanical and electrical verifications.

Being an ATEX notified company also implies keeping staff up to date with all the news and changes in the regulations, through training courses, consultancy and constant study of new regulations.

A team of ATEX specialists at your service

Each ATEX marked product undergoes a scrupulous quality control, which guarantees its safety once installed in an explosion-risk environment.

Product testing is carried out by a specialized team coordinated by a product manager with more than 20 years of experience. Dini Argeo also has all the necessary instrumentation to perform the tests required by the regulations.

ATEX technical training courses

Dini Argeo organizes technical training courses dedicated to ATEX products and regulations, and has team of professionals who can assist customers and deal with all requests.

For more information on available training programs, see www.diniargo.com or contact the sales department.



Dini Argeo produces instruments complying with the requirements defined by the recommendations of the International Organization of Legal Metrology (OIML):

- OIML R60 approval for load cells.
- OIML R76 approval for non-automatic weighing instruments.
- OIML R134 approval for dynamic weighing of low-speed transit vehicles.
- OIML R51 (MID) approval for automatic weighing on weighing belts.
- OIML R61 (MID) approval for weighing for gravity filling machines.



Dini Argeo manufactures instruments that are approved or legal for trade according to European standard EN 45501 and Directive 2014/31/EU. The metrological marking indicates that the instrument has a certificate of approval or type examination, issued by a European Notified Body, validating its suitability for legal use. This approval is essential for all legal for trade uses. XX: These are the last two digits of the year when the metrology marking was affixed
yy: These digits are the identification number of the Notified Body involved in production control

TABLE

SUMMARY OF ATEX PRODUCTS

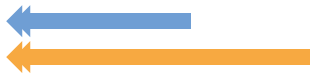
PRODUCTS	TYPE	PROTECTION RATING	 						
			G (GAS)			D (DUST)			
			II 1G - 0	II 2G - 1	II 3G - 2	II 1D - 20	II 2D - 21	II 3D - 22	
DFWIECEX* DFWIECEX-BATCH1	Indicator	ATEX II 2(2)G (1)G Ex ib [ib Gb] [ia Ga] IIC T4 Gb (0°C ≤ Ta ≤ 50°C) ATEX II 2(2)D (1)D Ex tb [ib Db] [ia Da] IIIC T135°C Db (0°C ≤ Ta ≤ 50°C)		✓	✓		✓	✓	✓
3590EGT-IECEX3GD DFW-IECEX3GD	Indicator	ATEX II 3G Ex nR IIC T6 Gc X (0°C ≤ Ta ≤ 50°C) ATEX II 3D Ex tc IIIC T85°C Dc IP65 X (0°C ≤ Ta ≤ 50°C)			✓			✓	✓
3590EGT-IECEX3GDZB DFW-IECEX3GDZB	Indicator	ATEX II 3(1)G Ex nR [ia] IIC T6 Gc X (0°C ≤ Ta ≤ 50°C) ATEX II 3(1)D Ex tc [ia] IIIC T85°C Dc IP65 X (0°C ≤ Ta ≤ 50°C)			✓			✓	✓
IECEXPW IECEXPW24	Power unit	ATEX II 2(2)G Ex q [ib Gb] IIC T4 Gb X (0°C ≤ Ta ≤ 50°C) ATEX II 2(2)D Ex tb [ib Db] IIIC T135°C Db X (0°C ≤ Ta ≤ 50°C)		✓	✓		✓	✓	✓
DFWATEX2GDxxx / DFWBP76ATEXxx	Indicator/Battery	ATEX II 2(2)G Ex ib [ib Gb] IIC T4 Gb ATEX II 2(2)D Ex ib [ib Db] IIIC T135°C Db		✓	✓		✓	✓	
DFWATEX3GDxx 3590EXTxxx3GD DGT60xx3GDx	Indicator	ATEX II 3G Ex nR IIC T6 Gc X ATEX II 3D Ex tc IIIC T85°C Dc IP68 X			✓			✓	
3590EGTC3GD	Indicator	ATEX II 3G Ex nR IIB T6 Gc X ATEX II 3D Ex tc IIIC T85°C Dc IP68 X			✓			✓	
MCWX2GD	Crane scale	ATEX II 2G IIC T4 Gb X ATEX II 2D IIIC T135°C Db X		✓	✓		✓	✓	
LOAD CELLS		ATEX II 1G Ex ia IIC T6 (Ta -20 ÷ +40°C) TX (Ta -20 ÷ +65°C) Ga ATEX II 1D Ex ta IIIC TX°C (Ta -20 ÷ +40°C) TX°C (Ta -20 ÷ +65°C) Da IP65	✓	✓	✓	✓	✓	✓	
CPX-BE SBX-1KL-BE		Ex ia IIC T6 Ga; Ex ib IIIC T85°C Db; Ex ec IIC T6 Gc; Ex tc IIIC T60°C Dc; Ta: -20°C / +40°C Ex ia IIC T5 Ga; Ex ib IIC T130°C Db; Ex ec IIC T6 Gc; Ex tc IIIC T80°C Dc; Ta: -20°C / +55°C	✓	✓	✓		✓	✓	✓
INSTALLATION KIT		ATEX II 2 G Ex h IIC T6 Gb (-20°C ≤ Tamb ≤ +60°C) X ATEX II 2 D Ex h IIIC T85°C Db (-20°C ≤ Tamb ≤ +60°C) X		✓	✓		✓	✓	
TPWX 2GD TPWI-PRO 2GD	Pallet truck	ATEX II 2G IIB T4 Gb X ATEX II 2D IIIC T135°C Db X		✓	✓		✓	✓	
TPWX 3GD TPWI-PRO 3GD	Pallet truck	ATEX II 3G IIC T6 Gc X ATEX II 3D IIIC T115°C Dc X			✓			✓	
EASY PESA 2GD	Indicator	ATEX II 2G IIC T4 Gb X ATEX II 2D IIIC T135°C Db X		✓	✓		✓	✓	
EASY PESA 3GD	Indicator	ATEX II 3G IIC T6 Gc X ATEX II 3D IIIC T115°C Dc X			✓			✓	
GEX	Indicator	ATEX II 1G Ex ia IIB T4 Ga	✓	✓	✓				✓
ZBA1S	Zener barriers	ATEX II (1) GD [Ex ia Ga] IIC [Ex ia Da] IIIC [Ex ia Ma] I (-20 °C ≤ Tamb ≤ +60 °C)							✓
KZBA-1	Zener barriers	ATEX II 3(1)G Ex nA [ia Ga] IIC T4 Gc X ATEX II 3(1)D Ex tc [ia Da] IIIC T135°C Dc IP66 X			✓			✓	
JBxQAyyy, JBxQAIYY, JBxQAPyyy, JBxAy	Junction box	ATEX II 2G Ex ib IIC T6 Gb ATEX II 2D Ex tb IIIC T115°C Db IP65		✓	✓		✓	✓	
EXBOX	Box	ATEX II 2(1)G Ex d [ia Ga] IIC T6 Gb ATEX II 2(1)D Ex tb [ia Da] IIIC T85°C Db IP66		✓	✓		✓	✓	
IECEXB*	Rechargeable battery	ATEX II 2(2)G Ex ib [ib Gb] IIC T4 Gb X (0°C ≤ Ta ≤ 50°C) ATEX II 2(2)D Ex ib [ib Db] IIIC T135°C Db X (0°C ≤ Ta ≤ 50°C)		✓	✓		✓	✓	✓
PW200XRD	Power unit	ATEX II 2(2)G Ex d [ib Gb] IIC T4 Gb ATEX II 2(2)D Ex tb [ib Db] IIIC T140°C Db		✓	✓		✓	✓	
PPVEX	Solenoid valve	ATEX II 1G Ex ia IIC T4/T5/T6 Ga	✓	✓	✓				
PPVIECEX	Solenoid valve	ATEX II 1G Ex ia IIC T6 or T4 Ga ATEX II 1D Ex ia IIIC T135°C	✓	✓	✓	✓	✓	✓	✓
PPVIECEX4OUT / PPVIECEX2OUT	Solenoid valve	ATEX II 2G Ex ia IIC T6...T4 Gb		✓	✓				✓
BP6ESTATEX3GD	Rechargeable battery	ATEX II 3G Ex ec IIC T6 Gc X ATEX II 3D Ex tc IIIC T85°C Dc IP65 X			✓			✓	
EXPHBN	Button panel	ATEX II 2G Ex db eb IIC T6 Gb ATEX II 2D Ex tb IIIC T80°C Db		✓	✓		✓	✓	✓
OBWIFI3GD	ATEX WI-FI module	ATEX II 3G Ex ec IIB T6 Gc X ATEX II 3D Ex tc IIIC T85°C Dc IP65 X			✓			✓	
OBRF3GD	Radio frequency module	ATEX II 3G Ex ec IIC T6 Gc X ATEX II 3D Ex tc IIIC T85°C Dc IP66 X			✓			✓	
PLATFORMS		ATEX II 2 G Ex h IIC/IIB T6/T4 Gb (-20°C ≤ Tamb ≤ +60°C) X ATEX II 2 D Ex h IIIC T85°C/T135°C Db (-20°C ≤ Tamb ≤ +60°C) X		✓	✓		✓	✓	
CARTS		ATEX II 2G Ex h IIC/IIB (Ta -20 ÷ +60°C) Gb X ATEX II 2D Ex h IIIC T85°C (Ta -20 ÷ +60°C) Db X		✓	✓		✓	✓	

HOW TO DECODE AN ATEX MARKING

EXAMPLE



Protection 	Gas: II 2(2)G (I)G Ex ib [ib Gb] [ia Ga] IIC T4 Gb
	Dust: II 2(2)D (I)D Ex tb [tb Db] [ia Da] IIIC T135°C Db
	Ambient temperature: 0°C ≤ Ta ≤ 50 °C
Protection 	Gas: Ex ib [ib Gb] [ia Ga] IIC T4 Gb
	Dust: Ex tb [tb Db] [ia Da] IIIC T135°C Db



Atmosphere	Standard	Group	Instrument category	Apparatus	Protection type	EU decoding	EU maximum surface temperature	- EPL - Equipment Protection Level	IP protection rating
------------	----------	-------	---------------------	-----------	-----------------	-------------	--------------------------------	------------------------------------	----------------------

	G = GAS		II	2G	Ex	ib	IIC	T4	Gb	--
	D = DUST		II	2D	Ex	tb	IIIC	T135°C	Db	--

In accordance with 2014/34/EU

Explosion-proof electronic equipment

I: mining
II: surface industries

G: GAS
ia/ib/ic: Intrinsic safety
q: Powder filled
ma/mb/mc: Encapsulation
o: Oil immersion
e: Increased safety
d: Explosion-proof box
px/py/pz: Pressurization
nA: Non-sparking
nC: Protected sparking
nR: Restricted breathing

Types of GAS
I: Ex.: Methane
IIA: ex: Propane
IIB: ex: Ethylene
IIC: ex: Hydrogen

Types of DUST
IIIA: Combustible particles
IIIB: Non-conductive dust
IIIC: Conductive dust

GAS decoding
T1: 450 °C
T2: 300 °C
T3: 200 °C
T4: 135 °C
T5: 100 °C
T6: 85 °C

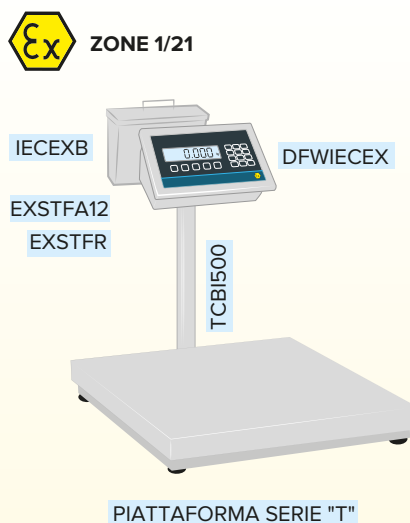
EPL
G: gas
D: dust
a: category 1
b: category 2
c: category 3

D: DUST
ta/tb/tc: By means of box
ia/ib/ic: Intrinsic safety
ma/mb/mc: Encapsulation
p: Pressurization

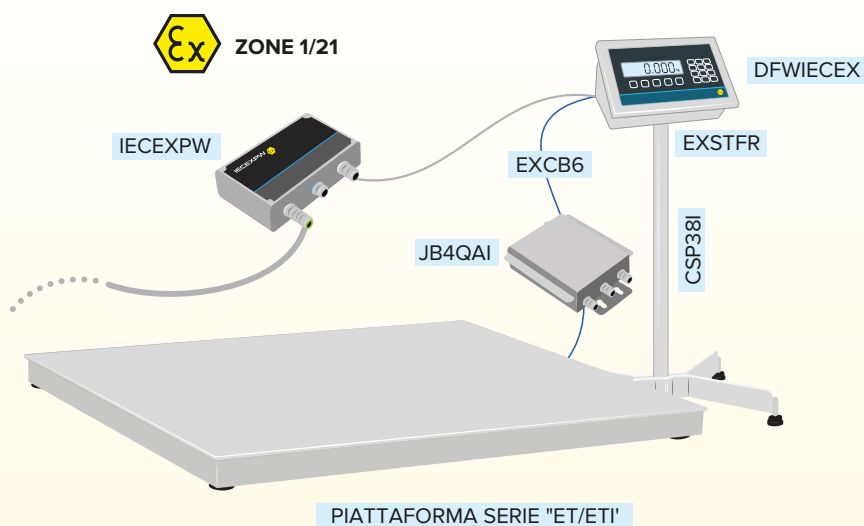
CATEGORY	1		2		3	
	Very high protection, for areas with permanent or high probability of explosive atmosphere.		High protection, for areas with probability of explosive atmosphere.		Normal protection, for areas with low probability of explosive atmosphere.	
CERTIFICATE ATMOSPHERE ATEX ZONE	 1G Zone 0	 1D Zone 20	 2G Zone 1	 2D Zone 21	 3G Zone 2	 3D Zone 22
EPL	Ga	Da	Gb	Db	Gc	Dc

ATEX CONFIGURATIONS

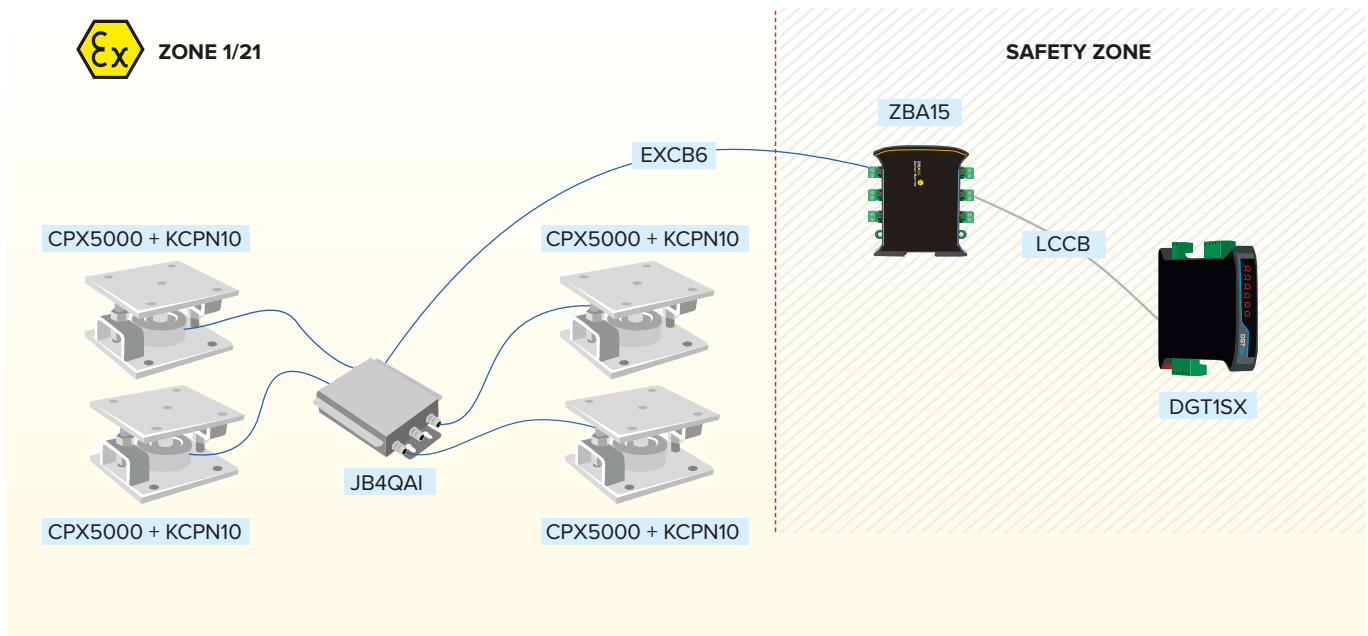
SINGLE CELL WITH ATEX INDICATOR AND BATTERY POWER UNIT IN ZONE 1:



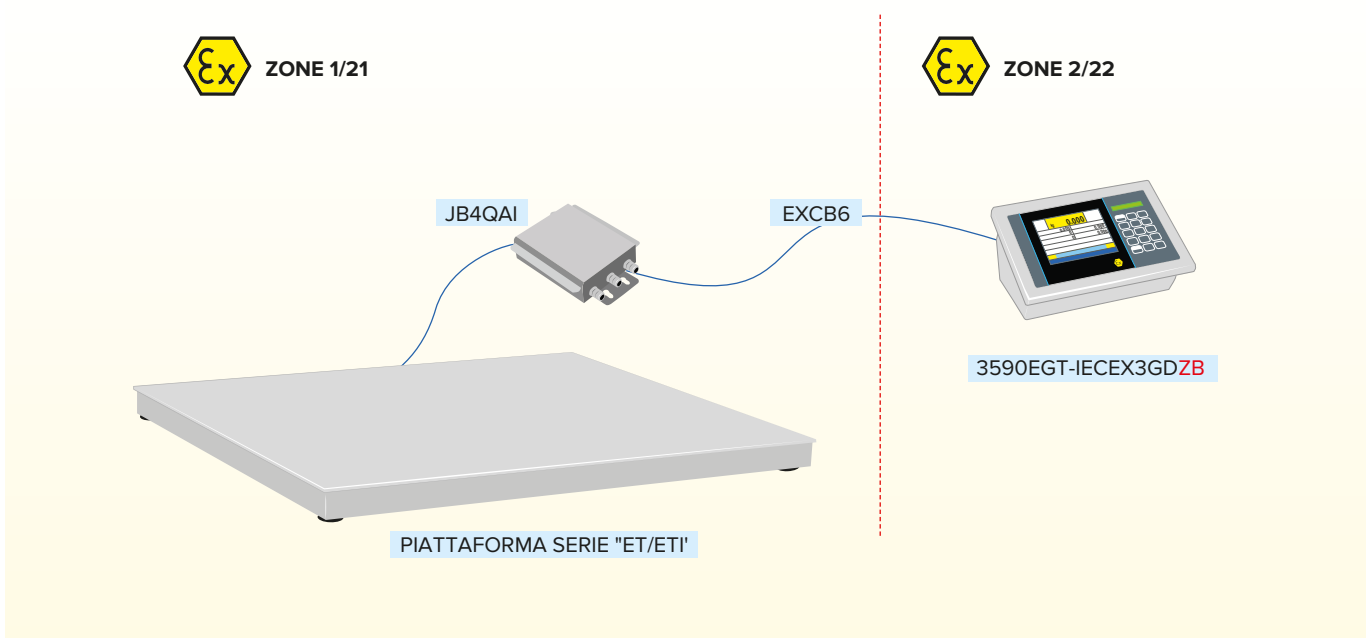
4-CELL PLATFORM WITH JUNCTION BOX AND EXTERNAL POWER UNIT IN ZONE 1:



4 LOAD CELLS WITH INSTALLATION KIT, ZENER BARRIER AND INDICATOR IN SAFE AREA:



4-CELL PLATFORM WITH JUNCTION BOX AND INDICATOR IN ZONE 2:



DFWIECEX-BATCH1

2GD ATEX WEIGHT INDICATOR



Protection 	Gas: II 2(2)G (1)G Ex ib [ib Gb] [ia Ga] IIC T4 Gb
	Dust: II 2(2)D (1)D Ex tb [ib Db] [ia Da] IIC T135 °C Db
	Ambient temperature: 0 °C ≤ Ta ≤ 50 °C

Protection 	Gas: Ex ib [ib Gb] [ia Ga] IIC T4 Gb
	Dust: Ex tb [ib Db] [ia Da] IIC T135 °C Db
	Ambient temperature: 0 °C ≤ Ta ≤ 50 °C

Display	RGB backlit LCD
Input/Output	4 digital inputs 12 digital outputs 1 optional analog output
Data transmission	1 intrinsically safe RS485 serial port as standard for two-way communication with PLCs, PCs or devices in explosive zones (2 RS485 serial ports can be added as an option) Bluetooth available upon request
Power unit	110-230 Vac or 24 Vac-24 Vdc with external power unit (optional) or Dini Argeo external battery
Cell inputs	4, with selectable "single scale" mode
Connectable cells	Up to 8 from 350 Ohm
Electronics	Intrinsic safety

Main features

- SINGLE-COMPONENT DOSAGE WHILE LOADING
- LANCE DOSAGE
- ARCHIVE FOR STORING 50 FORMULAS THAT CAN BE RECALLED USING KEYPAD SHORTCUT
- UP TO THREE DOSAGE SPEEDS
- DEDICATED KEYPAD FOR STARTING, PAUSING AND STOPPING DOSAGE
- QUICK MENU, VIA KEYPAD SHORTCUT, FOR PROGRAMMING DOSAGE PARAMETERS
- ANALOG OUTPUT 4/20 MA OR 0/10 V PROGRAMMABLE IN THREE MODES: PROPORTIONAL TO GROSS/NET WEIGHT, PROPORTIONAL TO DOSED WEIGHT, OR PROPORTIONAL TO DOSAGE SPEED.

Version codes

	Description	Code
	IECEX and ATEX-certified weight indicator for zones 1, 21, 2, 22 for single-component dosage while loading. With intrinsically safe integrated RS485 serial port and 4 inputs and 12 digital outputs. Protection: Ex II 2(2)G(1)G Ex ib [ib Gb] [ia Ga] IIC T4 Gb X for gas and Ex II 2(2)D(1)D Ex tb [ib Db] [ia Da] IIC T135°C Db X for dust (Ta=0 °C/+50 °C). For combination with IECEXPW power unit or IECEXB battery only. Printed safety instructions and EU ATEX declaration of conformity (EN, DE, FR, ES, IT) are included.	DFWIECEX-BATCH1

DFWIECEX

2GD ATEX WEIGHT INDICATOR



Protection 	Gas: II 2(2)G (1)G Ex ib [ib Gb] [ia Ga] IIC T4 Gb
	Dust: II 2(2)D (1)D Ex tb [ib Db] [ia Da] IIIC T135 °C Db
	Ambient temperature: 0 °C ≤ Ta ≤ 50 °C

Protection 	Gas: Ex ib [ib Gb] [ia Ga] IIC T4 Gb
	Dust: Ex tb [ib Db] [ia Da] IIIC T135 °C Db
	Ambient temperature: 0 °C ≤ Ta ≤ 50 °C

Display	RGB backlit LCD
Input/Output	Up to 4 digital inputs and 12 digital outputs with respective optional boards 1 optional analog output (standard for DFWIECEXAN model)
Data transmission	1 intrinsically safe RS485 serial port as standard, for two-way communication with PLCs, PCs or devices in explosive zones (2 RS485 serial ports can be added as an option) Bluetooth available upon request
Power unit	110-230 Vac or 24 Vac-24 Vdc with external power unit (optional) or optional Dini Argeo external battery
Cell inputs	4, with selectable "single scale" mode
Connectable cells	Up to 8 cells of 350 Ohm
Electronics	Intrinsic safety

Main features

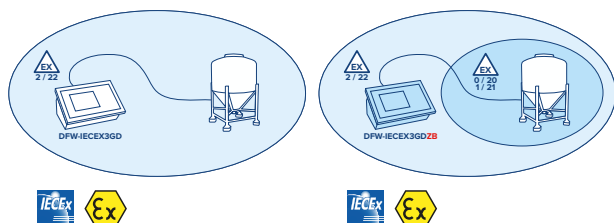
- HIGH-RESOLUTION WEIGHING
- HORIZONTAL WEIGHT TOTALIZATION
- MIXING OF MULTIPLE COMPONENTS
- COUNTING
- WEIGHT CONTROL
- UNIT OF MEASURE CONVERSION
- PERCENTAGE WEIGHING
- WEIGHT FREEZING
- EXCHANGE BETWEEN NET WEIGHT AND GROSS WEIGHT

Version codes

	Description	Code	
	IECEX and ATEX certified weight indicator, for zones 1, 21, 2, 22. Protection: Ex II 2(2)G(1)G Ex ib [ib Gb] [ia Ga] IIC T4 Gb X for gas and Ex II 2(2)D(1)D Ex tb [ib Db] [ia Da] IIIC T135°C Db X for dust (Ta=0 °C/+50 °C). For combination with IECEXPW power unit or IECEXB battery only. Printed safety instructions and EU ATEX declaration of conformity (EN, DE, FR, ES, IT) are included.	DFWIECEX	
	IECEX and ATEX certified weight indicator, for zones 1, 21, 2, 22. With intrinsically safe integrated analog output and corresponding additional cable gland. Protection: Ex II 2(2)G(1)G Ex ib [ib Gb] [ia Ga] IIC T4 Gb X for gas and Ex II 2(2)D(1)D Ex tb [ib Db] [ia Da] IIIC T135°C Db X for dust (Ta=0 °C/+50 °C). For combination with IECEXPW power unit or IECEXB battery only. Printed safety instructions and EU ATEX declaration of conformity (EN, DE, FR, ES, IT) are included.	DFWIECEXAN	

DFW-IECEX3GD

3GD ATEX WEIGHT INDICATOR



Protection 	Gas:	DFW-IECEX3GD: II 3G Ex nR IIC T6 Gc X DFW-IECEX3GDZB: II 3(1)G Ex nR [ia] IIC T6 Gc X
	Dust:	DFW-IECEX3GD: II 3D Ex tc IIIC T85°C Dc IP65 X DFW-IECEX3GDZB: II 3(1)D Ex tc [ia] IIIC T85°C Dc IP65 X
Ambient temperature: 0 °C ≤ Ta ≤ 50 °C		

Protection 	Gas:	DFW-IECEX3GD: Ex nR IIC T6 Gc X DFW-IECEX3GDZB: Ex nR [ia] IIC T6 Gc X
	Dust:	DFW-IECEX3GD: Ex tc IIIC T85°C Dc IP65 X DFW-IECEX3GDZB: Ex tc [ia] IIIC T85°C Dc IP65 X
Ambient temperature: 0 °C ≤ Ta ≤ 50 °C		

Display	6-digit 25 mm LCD, high contrast
Input/Output	2 inputs and 6 optional outputs
Data transmission	2 bidirectional RS232/C ports suitable for combination with various interfaces (Wi-Fi, Ethernet, etc.). RS485
Power unit	110-230 Vac / 12-24 Vdc, max 25,2 W
Cell inputs	4, with selectable "single scale" mode
Connectable cells	Up to 8 from 350 Ohm

Main features

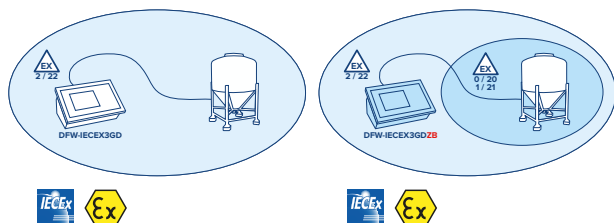
- HIGH RESOLUTION WEIGHING
- PERCENTAGE WEIGHING
- WEIGHT TOTALIZATION
- MIXING OF MULTIPLE COMPONENTS
- COUNTING
- WEIGHT CONTROL
- UNIT OF MEASURE CONVERSION
- FREEZING OF DISPLAY WEIGHING
- GROSS/NET WEIGHT DISPLAY

Version codes

	Description	Code	
	Ex indicator for zone 2/22. Stainless steel casing, IP68 protection rating, 17-button keypad, backlit LCD display and internal power unit. ATEX/IECEX II 3G Ex nR IIC T6 Gc X (0 °C ≤ Ta ≤ 50 °C) for gas and II 3D Ex tc IIIC T85°C Dc IP65 X (0 °C ≤ Ta ≤ 50 °C) marking for dust. Complete with printed safety instructions and EU ATEX declaration of conformity (EN, DE, FR, ES, IT).	DFW-IECEX3GD	
	Ex indicator for zone 2/22 directly connectable to load cells installed in zone 1/21 and 0/20. Stainless steel casing, IP68 protection rating, 17-button keypad, backlit LCD display and internal power unit. ATEX/IECEX II 3(1)G Ex nR [ia] IIC T6 Gc X (0 °C ≤ Ta ≤ 50 °C) marking for gas and II 3(1)D Ex tc [ia] IIIC T85°C Dc IP65 X (0 °C ≤ Ta ≤ 50 °C) for dust. Complete with printed safety instructions and EU ATEX declaration of conformity (EN, DE, FR, ES, IT).	DFW-IECEX3GDZB	

3590EGT-IECEX3GD

3GD ATEX TOUCH SCREEN WEIGHT INDICATOR



Protection 	Gas:	3590EGT-IECEX3GD: II 3G Ex nR IIC T6 Gc X 3590EGT-IECEX3GDZB: II 3(1)G Ex nR [ia] IIC T6 Gc X
	Dust:	3590EGT-IECEX3GD: II 3D Ex tc IIIC T85°C Dc IP65 X 3590EGT-IECEX3GDZB: II 3(1)D Ex tc [ia] IIIC T85°C Dc IP65 X
Ambient temperature: 0 °C ≤ Ta ≤ 50 °C		

Protection 	Gas:	3590EGT-IECEX3GD: Ex nR IIC T6 Gc X 3590EGT-IECEX3GDZB: Ex nR [ia] IIC T6 Gc X
	Dust:	3590EGT-IECEX3GD: Ex tc IIIC T85°C Dc IP65 X 3590EGT-IECEX3GDZB: Ex tc [ia] IIIC T85°C Dc IP65 X
Ambient temperature: 0 °C ≤ Ta ≤ 50 °C		

Display	Graphic backlit touch screen display, with multi-language software
Input/Output	4 opto-isolated outputs expandable to 16 (optional) 2 opto-isolated inputs expandable to 8 (optional) Optional analogue output
Data transmission	2 RS232 serial ports, 1 RS232/RS485 serial port suitable for combination with Modbus RTU modules, Fieldbus, Ethernet interfaces, Wi-Fi, etc.
Power unit	110-240 Vac 12-24 Vdc, Max 25,2 W
Cell inputs	4 independent, for managing up to 4 weighing systems or 4 dependent for equalizing 4 load cells
Connectable cells	Up to 16 from 350 Ohm

Main features

- **AF01:** Software suitable for making weight totalization and formulation systems
- **AF02:** Software suitable for quantity counting applications with integrated database
- **AF03:** Program for weigh bridges, vehicle entry/exit
- **AF04:** Production/statistic control program
- **AF05:** Industrial weight/price labeling program
- **AF08:** Static wheel and axle weighing program with 2 or more platforms
- **AF09:** Program for dynamic or static 1- or 2-platform axle weighing
- **BATCH1:** Program for single-component dosage while loading and unloading
- **BATCH:** Program for multi-component dosage while loading and unloading
- **CHECK:** Program for weighing packages on conveyor belt. Suitable for R51 approval

Version codes

	Description	Code	
	Ex color touchscreen indicator for zone 2/22 with program AF01. Stainless steel IP68 container. ATEX/IECEX II 3G Ex nR IIC T6 Gc X (0 °C ≤ Ta ≤ 50 °C) for gas and II 3D Ex tc IIIC T85°C Dc IP65 X (0 °C ≤ Ta ≤ 50 °C) marking for dust. Complete with printed safety instructions and EU ATEX declaration of conformity (EN, DE, FR, ES, IT).	3590EGT-IECEX3GD	
	Ex color touch screen indicator for zone 2/22 with program AF01, directly connectable to load cells installed in zone 1/21 and 0/20. Stainless steel IP68 container. ATEX/IECEX II 3(1)G Ex nR [ia] IIC T6 Gc X (0 °C ≤ Ta ≤ 50 °C) marking for gas and II 3(1)D Ex tc [ia] IIIC T85°C Dc IP65 X (0 °C ≤ Ta ≤ 50 °C) for dust. Complete with printed safety instructions and EU ATEX declaration of conformity (EN, DE, FR, ES, IT).	3590EGT-IECEX3GDZB	

DFWATEX2GD

2GD ATEX WEIGHT INDICATOR





Protection Ex	Gas: II 2(2)G Ex ib [ib Gb] IIC T4 Gb
	Dust: II 2(2)D Ex ib [ib Db] IIIC T135°C Db

Display	6-digit 25 mm LCD, high contrast
Input/Output	4 digital logic outputs and 4 optional inputs
Data transmission	Via RS485 (optional) or fiber optics Alibi memory for approved weighing
Power unit	Via optional PW200XRD external intrinsically safe power unit or optional battery.
Cell inputs	4, with selectable "single scale" mode
Connectable cells	Up to 4 from 350 Ohm
Electronics	Intrinsic safety

Main features

- **kg/lb CONVERSION**
- **NET/GROSS CONVERSION**
- **GROSS OR NET WEIGHT SETPOINT**
- **INPUT OR OUTPUT**
- **ALIBI MEMORY**
- **TOLERANCE CHECK**
- **PIECE COUNTER**
- **PERCENTAGE WEIGHING**
- **HIGH-RESOLUTION WEIGHT**
- **WEIGHT FREEZING**
- **HORIZONTAL OR VERTICAL TOTALIZATION**

Version codes

	Description	Code	
	ATEX 2GD IP68 stainless steel indicator. 17-key pad, LCD. Protection rating: ATEX II 2(2)G Ex ib [ib Gb] IIC T4 Gb for gas and ATEX II 2(2)D Ex ib [ib Db] IIIC T135°C IP65 Db for dust. For combination with PW200XRDxxx series power unit or DFWBP76ATEX battery only. Complete with printed safety instructions and EU ATEX declaration of conformity (EN, DE, FR, ES, IT).	DFWATEX2GD-x	
	ATEX 2GD IP68 stainless steel indicator with I/O section as standard. 17-key pad, LCD. Protection rating: ATEX II 2(2)G Ex ib [ib Gb] IIC T4 Gb for gas and ATEX II 2(2)D Ex ib [ib Db] IIIC T135°C IP65 Db for dust. For combination with PW200XRDxxx series power unit only. Complete with printed safety instructions and EU ATEX declaration of conformity (EN, DE, FR, ES, IT).	DFWATEX2GDIO-x	

DFWATEX2GDF

2GD ATEX WEIGHT INDICATOR FOR DOSAGE





Protection Ex	Gas: II 2(2)G Ex ib [ib Gb] IIC T4 Gb
	Dust: II 2(2)D Ex ib [ib Db] IIIC T135°C Db

Display	6-digit 25 mm LCD, high contrast
Input/Output	4 inputs + 4 outputs, programmable
Data transmission	Via RS485 (optional) or optical fiber. Alibi memory for approved weighing
Power unit	Via optional intrinsically safe PW200XRD external power unit
Cell inputs	4, with selectable "single scale" mode
Connectable cells	Up to 4 from 350 Ohm
Electronics	Intrinsic safety

Main features

- SINGLE/MULTI-PRODUCT DOSAGE WHILE LOADING OR UNLOADING
- 16 ACTIVITIES/15 FORMULAS (MULTI-PRODUCT MODE) OR 40 FORMULAS (SINGLE-PRODUCT MODE)
- I/O AS STANDARD
- RS485 SERIAL PORTS/FIBER AS STANDARD

Version codes

	Description	Code
	ATEX 2GD indicator for single- and multi-product dosage. IP68 stainless steel container, 17-key pad and LCD. Protection rating: ATEX II 2(2)G Ex ib [ib Gb] IIC T4 Gb for gas and ATEX II 2(2)D Ex ib [ib Db] IIIC T135°C IP65 Db for dust. For combination with PW200XRDxxx series power unit and PW200IO option only. Complete with printed safety instructions and EU ATEX declaration of conformity (EN, DE, FR, ES, IT).	DFWATEX2GDF

DFWATEX3GD

3GD ATEX WEIGHT INDICATOR





Protection Ex	Gas: II 3G Ex nR IIC T6 Gc X
	Dust: II 3D Ex tc IIIC T85°C Dc IP68 X

Display	6-digit 25 mm LCD, high contrast
Input/Output	2 inputs + 6 optional outputs, programmable Optional analog output
Data transmission	2 bidirectional RS232/C ports suitable for combination with various interfaces (Wi-Fi, Ethernet, etc.) Optional RS485
Power unit	Via internal 230/110 Vac power unit or optional external battery pack
Cell inputs	4, with selectable "single scale" mode
Connectable cells	Up to 4 from 350 Ohm

Main features

- HIGH-RESOLUTION WEIGHING
- WEIGHT TOTALIZATION
- MIXING OF MULTIPLE COMPONENTS
- COUNTING
- WEIGHT CONTROL
- UNIT OF MEASURE CONVERSION
- FREEZING OF DISPLAY WEIGHING
- GROSS/NET WEIGHT DISPLAY

Version codes

	Description	Code	
	ATEX 3GD stainless steel IP68 indicator with internal power unit. 17-key pad, backlit LCD and standard weighing program. Protection: ATEX II 3G Ex nR IIC T6 Gc X for gas and ATEX II 3D Ex tc IIIC T85°C Dc IP68 X for dust. Complete with manual and CE Declaration of ATEX Conformity, available in EN, DE, FR, IT.	DFWATEX3GD-x	
	ATEX 3GD indicator for combination with BP6ESTATEX3GD, BP6CB and BTCB3GD options only. IP68 stainless steel, with 17-key pad, backlit LCD and standard weighing program. Protection: ATEX II 3G Ex nR IIC T6 Gc X for gas and ATEX II 3D Ex tc IIIC T85°C Dc IP68 X for dust. Complete with manual and CE Declaration of ATEX Conformity, available in EN, DE, FR, IT.	DFWATEX3GDB-x	

3590EGT 3GD

3GD ATEX TOUCH SCREEN WEIGHT INDICATOR





Protection Ex	Gas: II 3G Ex nR IIB T6 Gc X
	Dust: II 3D Ex tc IIIC T85°C Dc IP68 X

Display	Graphic backlit touch screen display, with multi-language software
Input/Output	4 opto-isolated outputs expandable to 16 (optional) 2 opto-isolated inputs expandable to 8 (optional) Optional analogue output
Data transmission	2 RS232 serial ports, 1 RS232/RS485 serial port suitable for combination with Modbus RTU modules, Fieldbus, Ethernet interfaces, Wi-Fi, etc.
Power unit	110-240 Vac or external rechargeable battery (upon request)
Cell inputs	4 independent, for managing up to 4 weighing systems or 4 dependent for equalizing 4 load cells
Connectable cells	Up to 16 from 350 Ohm

Main features

- **AF01:** Software suitable for making weight totalization and formulation systems
- **AF02:** Software suitable for quantity counting applications with integrated database
- **AF03:** Program for weigh bridges, vehicle entry/exit
- **AF04:** Program for production/statistic control
- **AF05:** Industrial weight/price labeling program
- **AF08:** Static wheel and axle weighing program with 2 or more platforms
- **AF09:** Program for dynamic or static 1- or 2-platform axle weighing
- **BATCH1:** Program for single-component dosage while loading and unloading
- **BATCH:** Program for multi-component dosage while loading and unloading
- **CHECK:** Program for weighing packages on conveyor belt. Suitable for R51 approval

Version codes

	Description	Code
	ATEX 3GD color touch screen indicator with AF01 program. Stainless steel IP68 container. Protection ATEX II 3G Ex nR IIB T6 Gc X for gas and ATEX II 3D Ex tc IIIC T85°C Dc IP68 X for dust. Complete with printed safety instructions and EU ATEX declaration of conformity (EN, DE, FR, ES, IT).	3590EGTC3GD

DGT603GD

3GD ATEX WEIGHT REPEATER



Protection 	Gas: II 3G Ex nR IIC T6 Gc X
	Dust: II 3D Ex tc IIIC T85°C Dc IP68 X

Display	Maxi 6-digit display, 60 mm, composed of high-efficiency SMD LED matrix, clearly visible from a distance and from any angle
Input/Output	2 inputs + 2 outputs, programmable. 16-bit analog output, programmable: 0...10 Vdc, 0...20 mA and 4...20 mA (standard for DGT60AN3GD version)
Data transmission	RS232 / Ethernet and RS485 ports for connection to printer or other external units (in safe zone). Dedicated version with built-in Profibus interface, other built-in Fieldbus modules available upon request. Alibi memory for approved weight transmission
Power unit	110-240 Vac
Cell inputs	4 independent, for managing up to 4 weighing systems or equalizing 4 load cells
Connectable cells	Up to 16 from 350 Ohm

Main features

- ALIBI MEMORY
- kg/lb CONVERSION
- HIGH-RESOLUTION WEIGHT
- DATA TRANSMISSION

Version codes

	Description	Code	
	ATEX 3GD weight indicator with 60 mm LED display. IP68 stainless steel container and 5-key pad. Protection rating: ATEX II 3G Ex nR IIC T6 Gc X and ATEX II 3D Ex tc IIIC T85°C Dc IP68 X. Complete with printed safety instructions and EU declaration of ATEX conformity (EN, DE, FR, ES and IT).	DGT60BC3GD-x	
	ATEX 3GD weight indicator with 60 mm LED display and analog output. IP68 stainless steel container and 5-key pad. Protection rating: ATEX II 3G Ex nR IIC T6 Gc X and ATEX II 3D Ex tc IIIC T85°C Dc IP68 X. Complete with printed safety instructions and EU declaration of ATEX conformity (EN, DE, FR, ES and IT).	DGT60AN3GD-x	
	ATEX 3GD weight indicator with 60 mm LED display and Profibus. IP68 stainless steel container and 5-key pad. Protection rating: ATEX II 3G Ex nR IIC T6 Gc X and ATEX II 3D Ex tc IIIC T85°C Dc IP68 X. Complete with printed safety instructions and EU declaration of ATEX conformity (EN, DE, FR, ES and IT).	DGT60PB3GD-x	
	ATEX 3GD weight repeater with 60 mm LED display. IP68 stainless steel container and 5-key pad. Protection rating: ATEX II 3G Ex nR IIC T6 Gc X and ATEX II 3D Ex tc IIIC T85°C Dc IP68 X. Complete with printed safety instructions and EU declaration of ATEX conformity (EN, DE, FR, ES and IT).	DGT60R3GD-x	

MCWX2GD

2GD ATEX STAINLESS STEEL CRANE SCALE



Intrinsically safe rechargeable battery

Protection Ex	Gas: II 2G IIC T4 Gb X
	Dust: II 2D IIIC T135°C Db X

Capacity	From 600 kg to 6,000 kg
Division	Indoor use: from 0.2 kg to 2 kg
	Approved: 0.2 kg to 2 kg
Accuracy (weighing of goods on Euro pallets with a distributed load)	Indoor use: +/- 1 kg
	Approved: according to EC certification (Directive 2014/31/EU)
Operating time	160 h approximately
Structure	Stainless steel
Electronics	Intrinsic safety

Main features

- kg/lb CONVERSION
- NET/GROSS CONVERSION
- GROSS OR NET WEIGHT SETPOINT
- INPUT OR OUTPUT
- ALIBI MEMORY
- TOLERANCE CHECK
- COUNTER
- PERCENTAGE WEIGHING
- HIGHTRESOLUTION WEIGHT
- WEIGHT FREEZING
- HORIZONTAL OR VERTICAL TOTALIZATION


Version codes

M	Max (kg)	d (kg)	e (kg)	d HR (kg)*	Code	
--	600	0,2	--	0,1	MCWX2GD600-x	
--	1.500	0,5	--	0,2	MCWX2GD1T5-x	
--	3.000	1	--	0,5	MCWX2GD3T-x	
--	6.000	2	--	1	MCWX2GD6T-x	
M	600	--	0,2	--	MCWX2GD600M-x	
M	1.500	--	0,5	--	MCWX2GD1T5M-x	
M	3.000	--	1	--	MCWX2GD3TM-x	
M	6.000	--	2	--	MCWX2GD6TM-x	

M Legal for trade.

(*) HR division available with the corresponding option.

LOAD CELLS



Cell protection 	Gas:	Ex II 1G Ex ia IIC T6 (Ta -20 – +40 °C) TX (Ta -20 – +65 °C) Ga
	Dust:	Ex II 1D Ex ta IIIC TX°C (Ta -20 – +40 °C) TX°C (Ta -20 – +65 °C) Da IP65

Cell protection 	Gas:	Ex Ia IIC T6 Ga Ex ec IIc T6 Gc Ta: -20 °C / +40 °C	Ex ia IIC T5 Ga Ex ec IIC T6 Gc Ta: -20 °C / +55 °C
	Dust:	Ex IIb IIIC T85°C Db Ex tc IIIC T60°C Dc Ta: -20 °C/+40 °C	Ex ib IIIC T130°C Db Ex tc IIIC T80°C Dc Ta: -20 °C / +55 °C

Capacity	3 kg - 100 t
-----------------	--------------

Kit protection 	Gas:	Ex II 2G Ex h IIC/IIB (Ta -20 – +60 °C) Gb X
	Dust:	Ex II 2D Ex h IIIC T85°C (Ta -20 – +60 °C) Db X

Capacity	Up to 3,000 kg
-----------------	----------------

Version codes

		Capacity (kg)	Stainless steel	ATEX	IECEX	IP68	Accuracy	Code		
BENDING BEAM		10 ... 500	●	●		●	C3	FXC		
		10 ... 500	●	●		●	C3	FXD		
		INSTALLATION KIT							KFX	
									KFXDN	
SHEAR BEAM		500 ... 2000		●			C3	SBT		
		500 ... 10 t	●	●		●	C3	SBX		
		500 ... 10 t	●	●		●	C3	SBX-1KL		
		500 ... 2500	●		●	●	C3	SBX-1KL-BE		
		500 ... 2000	●	●		●	C6	SBK C6		
		INSTALLATION KIT							KSBN2	
							KSBN2			
DOUBLE SHEAR BEAM		25 t ... 40 t		●		●	C3	RSBT		
		10 t ... 30 t	●	●		●	C4	DSBI		
		INSTALLATION KIT							KDSBN	
TENSION		2000 ... 10 t		●			C3	STFC		
COMPRESSION		250 ... 100 t	●	●		●	C3	CPX		
		1000 ... 10 t	●		●	●	C3	CPX-BE		
		150 ... 500 t	●	●		●	C3	CPA		
		INSTALLATION KIT							KCPN	
									KCP50	
COLUMN		30 t	●	●		●	C4	RCA		
		20 t ... 50 t	●	●		●	C3	RCPT		

For a complete list of load cells, installation kits and respective accessories, see the cell and automation catalog.

TPW EX 2GD

ATEX 2GD PAINTED STEEL PALLET TRUCK SCALE



Intrinsically safe rechargeable battery

Protection Ex	Gas: II 2G IIB T4 Gb X
	Dust: II 2D IIIC T135°C Db X

Capacity	2,000 kg
Division	Indoor use: 0.2 kg
	Approved: 0.5 / 1 kg
Accuracy (weighing of goods on Euro pallets with a distributed load)	Indoor use: +/- 0.5 kg
	Approved: according to EC certification (Directive 2014/31/EU)
Operating time	150 h approximately
Structure	Painted steel
Electronics	Intrinsic safety

Main features

- kg/lb conversion
- NET/GROSS CONVERSION
- GROSS OR NET WEIGHT SETPOINT
- INPUT OR OUTPUT
- ALIBI MEMORY
- TOLERANCE CHECK
- COUNTER
- PERCENTAGE WEIGHING
- HIGH-RESOLUTION WEIGHT
- WEIGHT FREEZING
- HORIZONTAL OR VERTICAL TOTALIZATION

Version codes

M	Max (kg)	d (kg)	e (kg)	d HR (kg)*	Code	
--	2.000	0,2	--	0,1	TPWX2GD20-x	
M	1.000 / 2.000	--	0,5 / 1	--	TPWX2GD20M-x	

M Legal for trade.

(*) HR division available with the corresponding option.

TPWI EX 2GD

ATEX 2GD STAINLESS STEEL PALLET TRUCK SCALE



Intrinsically safe rechargeable battery

Protection Ex	Gas: II 2G IIB T4 Gb X
	Dust: II 2D III C T135°C Db X

Capacity	2,000 kg
Division	Indoor use: 0.2 / 0.5 kg
	Approved: 0.5 / 1 kg
Accuracy (weighing of goods on Euro pallets with a distributed load)	Indoor use: +/- 1 kg
	Approved: according to EC certification (Directive 2014/31/EU)
Operating time	150 h approximately
Structure	Stainless steel
Electronics	Intrinsic safety

Main features

- kg/lb CONVERSION
- NET/GROSS CONVERSION
- GROSS OR NET WEIGHT SETPOINT
- INPUT OR OUTPUT
- ALIBI MEMORY
- TOLERANCE CHECK
- COUNTER
- PERCENTAGE WEIGHING
- HIGH-RESOLUTION WEIGHT
- WEIGHT FREEZING
- HORIZONTAL OR VERTICAL TOTALIZATION

Version codes

M	Max (kg)	d (kg)	e (kg)	d HR (kg)*	Code	
--	1.000 / 2.000	0,2 / 0,5	--	--	TPWI-PRO-EX2GD	
M	1.000 / 2.000	--	0,5 / 1	--	TPWIM-PRO-EX2GD	

M Legal for Trade.

(*) HR division available with the corresponding option.

TPW EX 3GD

ATEX 3GD PAINTED STEEL PALLET TRUCK SCALE



Rechargeable battery

Protection Ex	Gas: II 3G IIC T6 Gc X
	Dust: II 3D IIIc T115°C Dc X

Capacity	2,000 kg
Division	Indoor use: 0.2 kg
	Approved: 0.5 / 1 kg
Accuracy (weighing of goods on Euro pallets with a distributed load)	Indoor use: +/- 0.5 kg
	Approved: according to EC certification (Directive 2014/31/EU)
Operating time	100 h approximately
Structure	Painted steel

Main features

- HIGH-RESOLUTION WEIGHING
- PERCENTAGE WEIGHING
- WEIGHT TOTALIZATION
- MIXING OF MULTIPLE COMPONENTS
- COUNTING
- WEIGHT CONTROL
- UNIT OF MEASURE CONVERSION
- FREEZING OF DISPLAY WEIGHING
- GROSS/NET WEIGHT DISPLAY

Version codes

M	Max (kg)	d (kg)	e (kg)	d HR (kg)*	Code	
--	2.000	0,2	--	0,1	TPWX3GD-x	
M	1.000 / 2.000	--	0,5 / 1	--	TPWX3GDM-x	

M Legal for trade.

(*) HR division available with the corresponding option.

TPWI EX 3GD

ATEX 3GD STAINLESS STEEL PALLET TRUCK SCALE



Rechargeable battery

Protection Ex	Gas: II 3G IIC T6 Gc X
	Dust: II 3D IIIc T115°C Dc X

Capacity	2,000 kg
Division	Indoor use: 0.2 / 0.5 kg
	Approved: 0.5 / 1 kg
Accuracy (weighing of goods on Euro pallets with a distributed load)	Indoor use: +/- 1 kg
	Approved: according to EC certification (Directive 2014/31/EU)
Operating time	100 h approximately
Structure	Stainless steel

Main features

- HIGH-RESOLUTION WEIGHING
- PERCENTAGE WEIGHING
- WEIGHT TOTALIZATION
- MIXING OF MULTIPLE COMPONENTS
- COUNTING
- WEIGHT CONTROL
- UNIT OF MEASURE CONVERSION
- FREEZING OF DISPLAY WEIGHING
- GROSS/NET WEIGHT DISPLAY

Version codes

M	Max (kg)	d (kg)	e (kg)	d HR (kg)*	Code	
--	1.000 / 2.000	0,2 / 0,5	--	--	TPWI-PRO-EX3GD	
M	1.000 / 2.000	--	0,5 / 1	--	TPWIM-PRO-EX3GD	

M Legal for trade.

(*) HR division available with the corresponding option.

EASY PESA

2GD ATEX PLATFORM SCALE



Certificate of assembly 	Gas: II 2G IIC T4 Gb X
	Dust: II 2D IIIC T135°C Db X

Capacity	up to 300 kg
Division	Indoor use: up to 50 g
	Approved: up to 100 g
Accuracy (weighing of goods on Euro pallets with a distributed load)	Indoor use: +/- 1 kg
	Approved: according to EC certification (Directive 2014/31/EU)
Operating time	100 h approximately
Structure	Brushed stainless steel

Main features

- kg/lb CONVERSION
- NET/GROSS CONVERSION
- GROSS OR NET WEIGHT SETPOINT
- INPUT OR OUTPUT
- ALIBI MEMORY
- TOLERANCE CHECK
- COUNTER
- PERCENTAGE WEIGHING
- HIGH-RESOLUTION WEIGHT
- WEIGHT FREEZING
- HORIZONTAL OR VERTICAL TOTALIZATION


Version codes

	Max plate (mm)	Max (kg)	d (g)	e (g)	2R (g)*	d HR (g)*	Code
	400 x 400	15	2	5	2 / 5	1	EPQI2GD15B
	400 x 400	30	5	10	5 / 10	2	EPQI2GD30B
	400 x 400	60	10	20	10 / 20	5	EPQI2GD60B
	400 x 400	150	20	50	20 / 50	10	EPQI2GD150B
	600 x 600	60	10	20	10 / 20	5	EPXI2GD60B
	600 x 600	150	20	50	20 / 50	10	EPXI2GD150B
	600 x 600	300	50	100	50 / 100	20	EPXI2GD300B

(*) Divisions that can be obtained with respective options, available from the Dini Argeo website.

EASY PESA

3GD ATEX FLOOR SCALE





Certificate of assembly Ex	Gas: II 3G IIC T6 Gc X
	Dust: II 3D IIIC T115°C Dc X

Capacity	up to 300 kg
Division	Indoor use: up to 50 g
	Approved: up to 100 g
Accuracy (weighing of goods on Euro pallets with a distributed load)	Indoor use: +/- 1 kg
	Approved: according to EC certification (Directive 2014/31/EU)
Operating time	100 h approximately
Structure	Brushed stainless steel

Main features

- HIGH-RESOLUTION WEIGHING
- WEIGHT TOTALIZATION
- MIXING OF MULTIPLE COMPONENTS
- COUNTING
- WEIGHT CONTROL
- UNIT OF MEASURE CONVERSION
- FREEZING OF DISPLAY WEIGHING
- GROSS/NET WEIGHT DISPLAY

Version codes

	Max plate (mm)	Max (kg)	d (g)	e (g)	M 2R (g)*	d HR (g)*	Code	
	400 x 400	15	2	5	2 / 5	1	EPQI3GD15B-x	
	400 x 400	30	5	10	5 / 10	2	EPQI3GD30B-x	
	400 x 400	60	10	20	10 / 20	5	EPQI3GD60B-x	
	400 x 400	150	20	50	20 / 50	10	EPQI3GD150B-x	
	600 x 600	60	10	20	10 / 20	5	EPXI3GD60B-x	
	600 x 600	150	20	50	20 / 50	10	EPXI3GD150B-x	
	600 x 600	300	50	100	50 / 100	20	EPXI3GD300B-x	

(*) Divisions that can be obtained with respective options, available from the Dini Argeo website.

GEX

HIGH-PRECISION FLOOR, PLATFORM
AND LABORATORY SCALES



Certificate of assembly 	Gas: II 1G Ex ia IIB T4 Ga
------------------------------------	----------------------------

Protection 	Gas: Ex ia IIB T4 Ga
-----------------------	----------------------

Capacity	620 g - 300 kg
Division	0.001 - 1 g
Display	9-digit 25 mm LCD
Data transmission	RS232 serial port
Power unit	100 - 240 VAC power unit for safe zone
Ambient temperature	5 °C ≤ Ta ≤ 40 °C (display and platform) 0 °C ≤ Ta ≤ 40 °C (power unit)

Main features

- WEIGHING IN GRAMS
- PERCENTAGE WEIGHING FOR FORMULA AND RECIPE DOSAGE
- CUSTOMIZED COEFFICIENT FOR LIQUID WEIGHING AND GRAMMAGE
- TOLERANCE CHECK
- LOADING AND UNLOADING TOTALIZATION
- UP TO 100 TARES CAN BE STORED
- DISPLAY OF BAR GRAPH IN RELATION TO FLOW RATE

Version codes

	Class	Max plate (mm)	Max (g)	d (g)	e (g)*	Linearity (g) +/-	Repeatability (g)	Code	
	II	Ø 140	620	0,001	0,01	0,002	0,001	GEX-FZ620-1G	
	II	190 x 190	6.200	0,01	0,1	0,02	0,01	GEX-FZ6200-1G	
	II	190 x 190	15.000	0,1	1	0,2	0,1	GEX-FZ15000-1G	
	II	310 x 330	30	0,1	1	0,1	0,1	GEX-FZ30K-1G	
	II	380 x 530	60	0,1	1	0,2	0,1	GEX-FZ60K-1G	
	II	380 x 530	200	1	10	2	1	GEX-FZ200K-1G	
	II	800 x 600	300	1	10	5	8	GEX-FZ300K-1G	

SERIES RPLC, T, T-C6, TE, TE-C6

SINGLE-CELL PLATFORMS



Protection Ex	Gas: II 2 G Ex h IIC T6 Gb (-20 °C ≤ Tamb ≤ +60 °C) X
	Dust: II 2 D Ex h IIIC T85°C Db (-20 °C ≤ Tamb ≤ +60 °C) X

Capacity	1.5 - 60 kg
Structure	Painted steel or stainless steel
Division	Indoor use: from 0.2 to 100 g
	Approved: from 0.5 to 200 g

i To be combined with ATEX certification (see p. 48).

Description





Electronic single-cell platforms of various shapes and sizes, made of painted or stainless steel to meet different weighing needs. Available in various accuracy classes and with various flow rates and resolutions.

RPLC series - Version codes




	l x w x h (mm)	Max (kg)	d (g)	e (g)*	M 2R (g)*	Code	
	Ø=178, h=45	1,5	0,2	0,5	0,2 / 0,5	RPLC1	
	Ø=178, h=45	3	0,5	1	0,5 / 1	RPLC3	
	Ø=178, h=45	6	1	2	1 / 2	RPLC6	
	Ø=178, h=45	15	2	5	2 / 5	RPLC15	

(*) Divisions that can be obtained with respective options, available from the Dini Argeo website.

T series - Version codes

	l x w x h (mm)	Max (kg)	d (g)	e (g)*	 2R (g)*	d HR (g)*	Code
 	230 x 330 x 93	3	0,5	1	--	0,1	TS3
	230 x 330 x 93	6	1	2	1-2	0,2	TS6
	230 x 330 x 93	15	2	5	2-5	0,5	TS15
	330 x 330 x 93	6	1	2	1-2	0,2	TT6
	330 x 330 x 93	15	2	5	2-5	0,5	TT15
	330 x 330 x 93	30	5	10	5-10	1	TT30
	400 x 400 x 115	15	2	5	2-5	0,5	TQ15
	400 x 400 x 115	30	5	10	5-10	1	TQ30
	400 x 400 x 115	60	10	20	10-20	2	TQ60
	400 x 400 x 115	150	20	50	20-50	5	TQ150
	400 x 500 x 120	30	5	10	5-10	1	TM30
	400 x 500 x 120	60	10	20	10-20	2	TM60
	400 x 500 x 120	150	20	50	20-50	5	TM150
	500 x 500 x 110	30	5	10	5-10	1	TC30
	500 x 500 x 110	60	10	20	10-20	2	TC60
	500 x 500 x 110	150	20	50	20-50	5	TC150
	500 x 600 x 132	60	10	20	10-20	2	TL60
	500 x 600 x 132	150	20	50	20-50	5	TL150
	500 x 600 x 132	300	50	100	50-100	10	TL300
	600 x 600 x 137	60	10	20	10-20	2	TX60
600 x 600 x 137	150	20	50	20-50	5	TX150	
600 x 600 x 137	300	50	100	50-100	10	TX300	
700 x 700 x 145	150	20	50	--	5	TG150	
700 x 700 x 145	300	50	100	50-100	10	TG300	
700 x 700 x 145	600	100	200	100-200	20	TG600	





T-C6 series - Version codes

	l x w x h (mm)	Max (kg)	d (g)	e (g)*	d HR (g)*	Code
 	230 x 330 x 93	3	0,5	**	0,1	TS3C6
	230 x 330 x 93	3	--	0,5/1 (Multi interval)	--	TS3C6-MI
	230 x 330 x 93	6	1	**	0,2	TS6C6
	230 x 330 x 93	6	--	1/2 (Multi interval)	--	TS6C6-MI
	230 x 330 x 93	12	2	**	0,5	TS12C6
	230 x 330 x 93	12	--	2/5 (Multi interval)	--	TS12C6-MI
	330 x 330 x 93	6	1	**	0,2	TT6C6
	330 x 330 x 93	6	--	1/2 (Multi interval)	--	TT6C6-MI
	330 x 330 x 93	12	2	**	0,5	TT12C6
	330 x 330 x 93	12	--	2/5 (Multi interval)	--	TT12C6-MI
	330 x 330 x 93	30	5	**	1	TT30C6
	330 x 330 x 93	30	--	5/10 (Multi interval)	--	TT30C6-MI
	400 x 400 x 115	12	2	**	0,5	TQ12C6
	400 x 400 x 115	12	--	2/5 (Multi interval)	--	TQ12C6-MI
	400 x 400 x 115	30	5	**	1	TQ30C6
	400 x 400 x 115	30	--	5/10 (Multi interval)	--	TQ30C6-MI
	400 x 400 x 115	60	10	**	2	TQ60C6
	400 x 400 x 115	60	--	10/20 (Multi interval)	--	TQ60C6-MI




(*) Divisions that can be obtained with respective options, available from the Dini Argeo website.

(**) See the website for more information on available resolutions.

TE series - Version codes

	l x w x h (mm)	Max (kg)	d (g)	e (g)*	 2R (g)*	d HR (g)*	Code	
 	230 x 330 x 90	3	0,5	1	0,5-1	0,2	TSE3	
	230 x 330 x 90	6	1	2	1-2	0,5	TSE6	
	230 x 330 x 90	15	2	5	2-5	1	TSE15	
	330 x 330 x 90	6	1	2	1-2	0,5	TTE6	
	330 x 330 x 90	15	2	5	2-5	1	TTE15	
	330 x 330 x 90	30	5	10	5-10	2	TTE30	
	400 x 400 x 115	15	2	5	2-5	1	TQE15	
	400 x 400 x 115	30	5	10	5-10	2	TQE30	
	400 x 400 x 115	60	10	20	10-20	5	TQE60	
	400 x 400 x 115	150	20	50	20-50	10	TQE150	
	400 x 500 x 115	30	5	10	5-10	2	TME30	
	400 x 500 x 115	60	10	20	10-20	5	TME60	
	400 x 500 x 115	150	20	50	20-50	10	TME150	
	500 x 500 x 115	60	10	20	10-20	5	TCE60	
	500 x 500 x 115	150	20	50	20-50	10	TCE150	
	500 x 600 x 137	60	10	20	10-20	5	TLE60	
	500 x 600 x 137	150	20	50	20-50	10	TLE150	
	500 x 600 x 137	300	50	100	50-100	20	TLE300	
	600 x 600 x 137	60	10	20	10-20	5	TXE60	
	600 x 600 x 137	150	20	50	20-50	10	TXE150	
	600 x 600 x 137	300	50	100	50-100	20	TXE300	
	700 x 700 x 165	150	20	50	--	10	TGE150	
	700 x 700 x 165	300	50	100	50-100	20	TGE300	
700 x 700 x 165	600	100	200	100-200	50	TGE600		

TE-C6 series - Version codes


	l x w x h (mm)	Max (kg)	d (g)	e (g)*	d HR (g)*	Code	
 	230 x 330 x 93	3	0,5	**	0,1	TSE3C6	
	230 x 330 x 93	3	--	0.5/1 (Multi interval)	--	TSE3C6-MI	
	230 x 330 x 93	6	1	**	0,2	TSE6C6	
	230 x 330 x 93	6	--	1/2 (Multi interval)	--	TSE6C6-MI	
	230 x 330 x 93	12	2	**	0,5	TSE12C6	
	230 x 330 x 93	12	--	2/5 (Multi interval)	--	TSE12C6-MI	
	330 x 330 x 93	6	1	**	0,2	TTE6C6	
	330 x 330 x 93	6	--	1/2 (Multi interval)	--	TTE6C6-MI	
	330 x 330 x 93	12	2	**	0,5	TTE12C6	
	330 x 330 x 93	12	--	2/5 (Multi interval)	--	TTE12C6-MI	
	330 x 330 x 93	30	5	**	1	TTE30C6	
	330 x 330 x 93	30	--	5/10 (Multi interval)	--	TTE30C6-MI	
	400 x 400 x 115	12	2	**	0,5	TQE12C6	
	400 x 400 x 115	12	--	2/5 (Multi interval)	--	TQE12C6-MI	
	400 x 400 x 115	30	5	**	1	TQE30C6	
	400 x 400 x 115	30	--	5/10 (Multi interval)	--	TQE30C6-MI	
	400 x 400 x 115	60	10	**	2	TQE60C6	
	400 x 400 x 115	60	--	10/20 (Multi interval)	--	TQE60C6-MI	

(*) Divisions that can be obtained with respective options, available from the Dini Argeo website.

(**) See the website for more information on available resolutions.

SERIES ESI, ET, ETI

4-CELL PLATFORMS



Protection Ex	Gas: II 2 G Ex h IIC T6 Gb (-20 °C ≤ Tamb ≤ +60 °C) X
	Dust: II 2 D Ex h IIIC T85°C Db (-20 °C ≤ Tamb ≤ +60 °C) X

Capacity	150 - 3,000 kg
Structure	Painted steel or stainless steel
Division	Indoor use: 20 g to 2,000 g
	Approved: 50 g to 5,000 g

Description






ATEX-certified platforms for 1/21 zones, with 4 cells made of painted or stainless steel, to meet various industrial weighing needs. Available in various accuracy classes with various flow rates and resolutions.

ESI series - Version codes





	l x w x h (mm)	No. of cells	Max (kg)	d (g)	e (g)*	M 2R (g)*	d HR (g)*	Code	
	600 x 600 x 88	4 x 100 kg	150	20	50	20-50		ESI150-EX	
	600 x 600 x 88	4 x 200 kg	300	50	100	50-100		ESI300-EX	

(*) Divisions that can be obtained with respective options, available from the Dini Argeo website.

ET ATEX series - Version codes

	l x w x h (mm)	No. of cells	Max (kg)	d (g)	e (g)*	 2R (g)*	d HR (g)*	Code	
  	1.000 x 1.000 x 90	4 x 300 kg	300	50	100	--	20	ETA3-EX	
	1.000 x 1.000 x 90	4 x 500 kg	600	100	200	100-200	50	ETA6-EX	
	1.000 x 1.000 x 90	4 x 1.000 kg	1.500	200	500	200-500	100	ETA15-EX	
	1.000 x 1.250 x 90	4 x 300 kg	300	50	100	--	20	ETM3-EX	
	1.000 x 1.250 x 90	4 x 500 kg	600	100	200	100-200	50	ETM6-EX	
	1.000 x 1.250 x 90	4 x 1.000 kg	1.500	200	500	200-500	100	ETM15-EX	
	1.250 x 1.250 x 90	4 x 300 kg	300	50	100	--	20	ETB3-EX	
	1.250 x 1.250 x 90	4 x 500 kg	600	100	200	100-200	50	ETB6-EX	
	1.250 x 1.250 x 90	4 x 1.000 kg	1.500	200	500	200-500	100	ETB15-EX	
	1.250 x 1.250 x 90	4 x 2.000 kg	3.000	500	1.000	500-1.000	200	ETB30-EX	
	1.250 x 1.500 x 115	4 x 500 kg	600	100	200	100-200	50	ETD6-EX	
	1.250 x 1.500 x 115	4 x 1.000 kg	1.500	200	500	200-500	100	ETD15-EX	
	1.250 x 1.500 x 115	4 x 2.000 kg	3.000	500	1.000	500-1.000	200	ETD30-E	
	1.500 x 1.500 x 115	4 x 500 kg	600	100	200	100-200	50	ETE6-EX	
	1.500 x 1.500 x 115	4 x 1.000 kg	1.500	200	500	200-500	100	ETE15-EX	
1.500 x 1.500 x 115	4 x 2.000 kg	3.000	500	1.000	500-1.000	200	ETE30-EX		

ETI ATEX series - Version codes

	l x w x h (mm)	No. of cells	Max (kg)	d (g)	e (g)*	 2R (g)*	d HR (g)*	Code	
 	800 x 800 x 90	4 x 300 kg	300	50	100	--	20	ELCI3-EX	
	800 x 800 x 90	4 x 500 kg	600	100	200	100-200	50	ELCI6-EX	
	800 x 800 x 90	4 x 1.000 kg	1.500	200	500	200-500	100	ELCI15-EX	
	1.000 x 1.000 x 90	4 x 300 kg	300	50	100	--	20	ETAI3-EX	
	1.000 x 1.000 x 90	4 x 500 kg	600	100	200	100-200	50	ETAI6-EX	
	1.000 x 1.000 x 90	4 x 1.000 kg	1.500	200	500	200-500	100	ETAI15-EX	
	1.000 x 1.250 x 90	4 x 300 kg	300	50	100	--	20	ETMI3-EX	
	1.000 x 1.250 x 90	4 x 500 kg	600	100	200	100-200	50	ETMI6-EX	
	1.000 x 1.250 x 90	4 x 1.000 kg	1.500	200	500	200-500	100	ETMI15-EX	
	1.250 x 1.250 x 90	4 x 300 kg	300	50	100	--	20	ETBI3-EX	
	1.250 x 1.250 x 90	4 x 500 kg	600	100	200	100-200	50	ETBI6-EX	
	1.250 x 1.250 x 90	4 x 1.000 kg	1.500	200	500	200-500	100	ETBI15-EX	
	1.250 x 1.250 x 90	4 x 2.000 kg	3.000	500	1.000	500-1.000	200	ETBI30-EX	
	1.250 x 1.500 x 115	4 x 500 kg	600	100	200	100-200	50	ETDI6-EX	
	1.250 x 1.500 x 115	4 x 1.000 kg	1.500	200	500	200-500	100	ETDI15-EX	
	1.250 x 1.500 x 115	4 x 2.000 kg	3.000	500	1.000	500-1.000	200	ETDI30-EX	
	1.500 x 1.500 x 115	4 x 500 kg	600	100	200	100-200	50	ETEI6-EX	
	1.500 x 1.500 x 115	4 x 1.000 kg	1.500	200	500	200-500	100	ETEI15-EX	
1.500 x 1.500 x 115	4 x 2.000 kg	3.000	500	1.000	500-1.000	200	ETEI30-EX		

(*) Divisions that can be obtained with respective options, available from the Dini Argeo website.

LPCI

LOW-PROFILE PLATFORM



Protection Ex	Gas: II 2 G Ex h IIC T6 Gb (-20 °C ≤ Tamb ≤ +60 °C) X
	Dust: II 2 D Ex h IIIC T85°C Db (-20 °C ≤ Tamb ≤ +60 °C) X

Capacity	300 x 1,500 kg
Structure	Stainless steel
Division	Indoor use: 50 g to 200 g
	Approved: 100 g to 500 g

i To be combined with ATEX certification (see p. 48).

Description

Low-profile platforms suitable for weighing carts and pallet trucks with side rails and an on/off ramp. Suitable for making scales and electronic weighing systems in industrial and commercial applications of all kinds.


Version codes

	l x w x h (mm)	No. of cells	Max (kg)	d (g)	e (g)*	M 2R (g)*	d HR (g)*	Code	
	800 x 800 x 45	4 x 300 kg	300	50	100	--	20	LPCI3-1	
	800 x 800 x 45	4 x 500 kg	600	100	200	100-200	50	LPCI6-1	
	1.250 x 1.000 x 45	4 x 500 kg	600	100	200	100-200	50	LPEI6-1	
	1.250 x 1.000 x 45	4 x 1.000 kg	1.500	200	500	200-500	100	LPEI15-1	
	1.500 x 1.250 x 45	4 x 500 kg	600	100	200	100-200	50	LPFI6-1	
	1.500 x 1.250 x 45	4 x 1.000 kg	1.500	200	500	200-500	100	LPFI15-1	

(*) Divisions that can be obtained with respective options, available from the Dini Argeo website.

PWI

PALLET TRUCK SCALES





Protection Ex	Gas: II 2 G Ex h IIB T6 Gb (-20 °C ≤ Tamb ≤ +60 °C) X
	Dust: II 2 D Ex h IIIC T85 °C Db (-20 °C ≤ Tamb ≤ +60 °C) X

Capacity	600 - 3,000 kg
Structure	Stainless steel
Division	Indoor use: 100 g to 500 g
	Approved: 200 g to 1000 g

Description

Easily transportable low-profile pallet scales. Suitable for industrial and commercial applications where it is necessary to weigh material moved on carts quickly. Standard version with approved cell.

Version codes

	I x w x h (mm)	No. of cells	Max (kg)	d (g)	e (g)*	M 2R (g)*	d HR (g)*	Code	
	1.260 x 800 x 75	4 x 500 kg	600	100	200	100-200	50	PWI6-EX	
	1.260 x 800 x 75	4 x 500 kg	1.500	200	500	200-500	100	PWI15-EX	
	1.260 x 800 x 75	4 x 1.000 kg	3.000	500	1.000	500-1.000	--	PWI30-EX	

(*) Divisions that can be obtained with respective options, available from the Dini Argeo website.

BP

WEIGHING BEAMS





Protection Ex	Gas: II 2 G Ex h IIC T6 Gb (-20 °C ≤ Tamb ≤ +60 °C) X
	Dust: II 2 D Ex h IIIC T85°C Db (-20 °C ≤ Tamb ≤ +60 °C) X

Capacity	600 - 6,000 kg
Structure	Made of stainless steel or baked painted carbon steel
Division	Indoor use: 2 g to 1000 g
	Approved: 5 g to 2000 g

Description

Pair of sturdy and versatile modular weighing beams, easy to fit under any structure needing to be weighed. Suitable for weighing rigid structures (hoppers, conveyors, roller conveyors, tanks, crates, etc.).

Version codes

	I x w x h (mm)	Max (kg)	d (g)	e (g)*	M 2R (g)*	d HR (g)*	Code	
	400 x 80 x 105	15	2	5	--	1	BPSI15	
	400 x 80 x 105	30	5	10	5-10	2	BPSI30	
	400 x 80 x 105	60	10	20	--	5	BPSI60	
	400 x 80 x 105	150	20	50	20-50	10	BPSI150	
	600 x 105 x 130	60	10	20	10-20	5	BPM60	
	600 x 105 x 130	150	20	50	20-50	10	BPM150	
	600 x 105 x 130	300	50	100	50-100	20	BPM300	
	800 x 135 x 130	150	20	50	20-50	10	BPX150	
	800 x 135 x 130	300	50	100	50-100	20	BPX300	
	800 x 135 x 130	600	100	200	100-200	50	BPX600	
	1.200 x 150 x 120	600	100	200	100-200	50	BPL600	
	1.200 x 150 x 120	1.500	200	500	200-500	100	BPL1500	
	1.200 x 150 x 120	3.000	500	1.000	500-1.000	200	BPL3000	
1.200 x 150 x 120	6.000	1.000	2.000	1.000-2.000	500	BPL6000		

(*) Divisions that can be obtained with respective options, available from the Dini Argeo website.

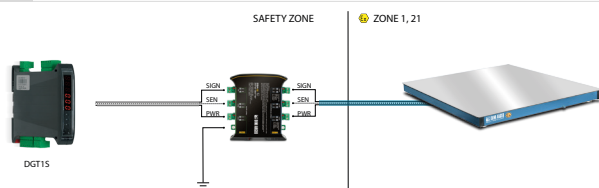
ZENER BARRIERS



Protection 	II (1)G [Ex ia Ga] IIC, II (1)D [Ex ia Da] IIIC, I (M1) [Ex ia Ma] I Ambient temperature: -20 °C ≤ Ta ≤ +60 °C
-----------------------	---

Rating	14 Vrms differential or 8 Vrms referenced to ground
Maximum safety voltage (Um)	250 Vrms
Maximum safety current	1500 A

EXAMPLE 1








Description

Compact solution for managing load cell energizing, sense and signal with a single Zener barrier. Connectable to up to 4 load cells, 350 ohm each, installed up to zone 0/20

Version codes


	Description	Code
	Three-channel, intrinsically safe Zener barrier. Specific for connection to load cells, for mounting on DIN rail in safe area or in explosion-proof box. ATEX/IECEx II (1) GD [Ex ia Ga] IIC [Ex ia Da] IIIC marking. Complete with printed safety instructions and EU ATEX declaration of conformity (EN, DE, FR, ES, IT).	ZBA1S
	ATEX ABS box kit complete with ZBA1S barrier for load cells. For intrinsically safe weighing systems in hazardous area. Dimensions 179x359x166.5 mm. Box assembly marking with ZBA1S barrier: ATEX II 3(1)G Ex nA [ia Ga] IIC T4 Gc X for gas, ATEX II 3(1)D Ex tc [ia Da] IIIC T135°C Dc IP66 X for dust. Complete with printed safety instructions and EU ATEX declaration of conformity (EN and IT).	ZKBA-x

Other available barriers - Version codes

 Description	Code	
	ATEX Zener barriers kit 3 for load cells, in ABS box. For up to 4 cells, 350 ohms each, for intrinsically safe weighing systems in hazardous area. Box assembly marking with 3 Zener barriers: ATEX II 3(1)G Ex nA [ia Ga] IIC T4 Gc (-20 °C ≤ Ta ≤ +40 °C) for gas, ATEX II 3(1)D Ex tb [ia Da] IIIC T130°C Dc IP65 (-20 °C ≤ Ta ≤ +40 °C) for dust. Complete with printed safety instructions and EU ATEX declaration of conformity (EN and IT).	KMB4-x
	Intrinsically safe Zener barrier for cell power unit, for DIN rail mounting in safe area or explosion-proof box. ATEX II (1) GD [Ex ia Ga] IIC [Ex ia Da] IIIC marking. Manual and certificates in English.	ZBPW
	Intrinsically safe Zener barrier for cell signal, for DIN rail mounting in safe area or explosion-proof box. ATEX II (1) GD [Ex ia Ga] IIC [Ex ia Da] IIIC marking. Manual and certificates in English.	ZBSG
	Intrinsically safe Zener barrier for cell sense signal, for DIN rail mounting in safe area or explosion-proof box. ATEX II (1) GD [Ex ia Ga] IIC [Ex ia Da] IIIC marking. Manual and certificates in English.	ZBSN
	Protective barrier for RS485, for direct connection in safe zone. Max cable length: 200 m.	PFB485EX
	Protective barrier for analog current output, in 0..20 mA or 4..20 mA configuration, for direct connection in safe zone. Max cable length: 200 m. Requires an external 24 Vdc power unit.	PFANOUTEX
	24 Vdc power unit for PFANOUTEX protection barrier.	PFANOUTEXPW

SERIES JB

JUNCTION BOXES



Protection Ex	Gas: ATEX II 2G Ex ib IIC T6 Gb
	Dust: ATEX II 2D Ex tb IIIC T115°C Db IP65



Description of codes:

JBxQAI	
JB =	main code
x =	1, 2, 3 or 4 depending on the number of connectable cells
Q =	If present, this indicates that the model allows signal equalization. If not present, the box allows splicing only
A =	ATEX certified
I =	If present, the box is made of stainless steel. If not present, the box is made of ABS





Description

Junction or equalization boxes, stainless steel or ABS, with IP65 water and dust protection rating.

Version codes

	Description	Code	
	Junction box for ATEX environments, ABS IP67, with 1 + 1 cable gland for connection to 1 cell. Protection rating: ATEX II 2G Ex ib IIC T6 Gb for gas, ATEX II 2D Ex tb IIIC T115°C Db IP65 for dust. Complete with printed safety instructions and EU ATEX declaration of conformity (EN, DE, FR, ES, IT).	JB1A	
	Junction box for ATEX environments, ABS IP67, with 2 + 1 cable gland for connecting up to 2 cells. Protection rating: ATEX II 2G Ex ib IIC T6 Gb for gas, ATEX II 2D Ex tb IIIC T115°C Db IP65 for dust. Complete with printed safety instructions and EU ATEX declaration of conformity (EN, DE, FR, ES, IT).	JB2A	
	Junction box for ATEX environments, ABS IP67, with 3 + 1 cable gland for connecting up to 3 cells. Protection rating: ATEX II 2G Ex ib IIC T6 Gb for gas, ATEX II 2D Ex tb IIIC T115°C Db IP65 for dust. Complete with printed safety instructions and EU ATEX declaration of conformity (EN, DE, FR, ES, IT).	JB3A	
	Junction box up to 4 load cells for ATEX environments. ABS IP67 casing, with 4 + 1 cable gland. Protection rating: ATEX II 2G Ex ib IIC T6 Gb for gas, ATEX II 2D Ex tb IIIC T115°C Db IP65 for dust. Complete with printed safety instructions and EU ATEX declaration of conformity (EN, DE, FR, ES, IT).	JB4A	

Version codes

	Description	Code	
	ATEX junction box, IP66 stainless steel, up to 1 cell. Stainless steel casing, with 1 + 1 cable gland. Protection rating: ATEX II 2G Ex ib IIC T6 Gb for gas, ATEX II 2D Ex tb IIIC T115°C Db IP65 for dust. Complete with printed safety instructions and EU ATEX declaration of conformity (EN, DE, FR, ES, IT).	JB1AI	
	ATEX junction box, IP66 stainless steel, up to 2 cells. Stainless steel casing, with 2 + 1 cable gland. Protection rating: ATEX II 2G Ex ib IIC T6 Gb for gas, ATEX II 2D Ex tb IIIC T115°C Db IP65 for dust. Complete with printed safety instructions and EU ATEX declaration of conformity (EN, DE, FR, ES, IT).	JB2AI	
	ATEX junction box, IP66 stainless steel, up to 3 cells. Stainless steel casing, with 3 + 1 cable gland. Protection rating: ATEX II 2G Ex ib IIC T6 Gb for gas, ATEX II 2D Ex tb IIIC T115°C Db IP65 for dust. Complete with printed safety instructions and EU ATEX declaration of conformity (EN, DE, FR, ES, IT).	JB3AI	
	ATEX junction box, IP66 stainless steel, up to 4 cells. Stainless steel casing, with 4 + 1 cable gland. Protection rating: ATEX II 2G Ex ib IIC T6 Gb for gas, ATEX II 2D Ex tb IIIC T115°C Db IP65 for dust. Complete with printed safety instructions and EU ATEX declaration of conformity (EN, DE, FR, ES, IT).	JB4AI	
	Equalized box for up to 2 load cells for ATEX environments. ABS IP67 casing, with 2 + 1 cable gland. Protection rating: ATEX II 2G Ex ib IIC T6 Gb for gas, ATEX II 2D Ex tb IIIC T115°C Db IP65 for dust. Complete with printed safety instructions and EU ATEX declaration of conformity (EN, DE, FR, ES, IT).	JB2QA	
	Equalized box for up to 3 load cells for ATEX environments. ABS IP67 casing, with 3 + 1 cable gland. Protection rating: ATEX II 2G Ex ib IIC T6 Gb for gas, ATEX II 2D Ex tb IIIC T115°C Db IP65 for dust. Complete with manual and CE DECLARATION OF ATEX CONFORMITY (available in EN, DE, FR and IT).	JB3QA	
	ATEX equalized box, IP67 ABS, for up to 4 cells. 4 + 1 cable gland. Protection rating: ATEX II 2G Ex ib IIC T6 Gb for gas, ATEX II 2D Ex tb IIIC T115°C Db IP65 for dust. Complete with printed safety instructions and EU ATEX declaration of conformity (EN, DE, FR, ES, IT).	JB4QA	
	ATEX equalized box, IP66 stainless steel, up to 2 cells. 2 + 1 cable gland. Protection rating: ATEX II 2G Ex ib IIC T6 Gb for gas, ATEX II 2D Ex tb IIIC T115°C Db IP65 for dust. Complete with printed safety instructions and EU ATEX declaration of conformity (EN, DE, FR, ES, IT).	JB2QAI	
	ATEX equalized box, IP66 stainless steel, up to 3 cells. Steel casing, with 3 + 1 cable gland. Protection rating: ATEX II 2G Ex ib IIC T6 Gb, ATEX II 2D Ex tb IIIC T115°C Db IP65. Complete with printed safety instructions and EU ATEX declaration of conformity (EN, DE, FR, ES, IT).	JB3QAI	
	ATEX equalized box, IP66 stainless steel, up to 4 cells. 4 + 1 cable gland. Marking: ATEX II 2G Ex ib IIC T6 Gb for gas, ATEX II 2D Ex tb IIIC T115°C Db IP65 for dust. Complete with printed safety instructions and EU ATEX declaration of conformity (EN, DE, FR, ES, IT).	JB4QAI	

EXBOX

BOX





Protection Ex	Gas: II 2(1)G Ex d [ia Ga] IIC T6 Gb
	Dust: II 2(1)D Ex tb [ia Da] IIIC T85°C Db IP66
	Ambient temperature: -20 °C ≤ Ta ≤ +60 °C

Input/Output	2 digital inputs, 1 analog output
Power unit	Supplied as standard with power unit with input voltage: 230/110 Vac and output voltage 24 Vdc
Cell inputs	Supplied with Zener barrier kit to connect up to 4 350 ohm cells installed up to zone 0/20
Electronics	Standards and barriers for intrinsically safe cells and analog output

Description












GUBW3 aluminum alloy box for ATEX 2GD zones. Protection rating: ATEX II 2 (1) GD. Complete with 2 buttons, 4 ATEX cable glands, DGT1SAN indicator with analog output, LED display and 5 buttons.




Version codes

	Description	Code	
	GUBW3 aluminum alloy box for ATEX 2GD zones. Protection rating: ATEX II 2 (1) GD. Complete with 2 buttons, 4 ATEX cable glands, DGT1SAN indicator with analog output, LED display and 5 buttons.	EXBOXAN	

ACCESSORIES














FOR ATEX PRODUCTS




		Description
IECEX and ATEX POWER UNITS		IECEX and ATEX power unit for DFWIECEX with 110-230 Vac input. Includes input cable for network connection (6 m) and output cable for indicator connection (3 m). Protection: Ex II 2(2)G Ex q [ib Gb] IIC T4 Gb X for gas and Ex II 2(2)D Ex tb [ib Db] IIIC T135°C Db X for dust (Ta=0 °C/+50 °C). Refer to the instruction manual for more information. Printed safety instructions and EU ATEX declaration of conformity (EN, DE, FR, ES, IT) are included.
		IECEX and ATEX power unit for DFWIECEX with 24 V input (AC or DC). Includes input cable for network connection (6 m) and output cable for indicator connection (3 m). Protection: Ex II 2(2)G Ex q [ib Gb] IIC T4 Gb X for gas and Ex II 2(2)D Ex tb [ib Db] IIIC T135°C Db X for dust (Ta=0 °C/+50 °C). Refer to the instruction manual for more information. Printed safety instructions and EU ATEX declaration of conformity (EN, DE, FR, ES, IT) are included.
ATEX POWER UNITS		ATEX power unit with 230 Vac input. Intrinsically safe 10.5 Vdc output, complete with Exd box, with protection modes: ATEX II 2(2)G Ex d [ib Gb] IIC T4 Gb e ATEX II 2(2)D Ex tb [ib Db] IIIC T140°C Db. Equipped with a connecting cable between PW200XRDxxx and DFWATEX2GDxxx, 3 m long. Complete with printed safety instructions and EU declaration of ATEX conformity (EN, DE, FR, ES and IT).
		ATEX power unit with 115 Vac input. Intrinsically safe 10.5 Vdc output, complete with Exd box, with protection modes: ATEX II 2(2)G Ex d [ib Gb] IIC T4 Gb e ATEX II 2(2)D Ex tb [ib Db] IIIC T140°C Db. Complete with printed safety instructions and EU ATEX declaration of conformity (EN, DE, FR, ES, IT).
		ATEX power unit with 24 Vac input. Intrinsically safe 10.5 Vdc output, complete with Exd box, with protection modes: ATEX II 2(2)G Ex d [ib Gb] IIC T4 Gb e ATEX II 2(2)D Ex tb [ib Db] IIIC T140°C Db. Equipped with a connecting cable between PW200XRDxxx and DFWATEX2GDxxx, 3 m long. Complete with printed safety instructions and EU declaration of ATEX conformity (EN, DE, FR, ES and IT).
		ATEX power unit with 24 Vdc input. Intrinsically safe 10.5 Vdc output, complete with Exd box, with protection modes: ATEX II 2(2)G Ex d [ib Gb] IIC T4 Gb e ATEX II 2(2)D Ex tb [ib Db] IIIC T140°C Db. Equipped with a connecting cable between PW200XRDxxx and DFWATEX2GDxxx, 3 m long. Complete with printed safety instructions and EU declaration of ATEX conformity (EN, DE, FR, ES and IT).
ATEX BATTERIES		ATEX rechargeable battery, for zones 1 & 21. When combined with DFWATEX weight indicator, it requires additional cable BTCB2GD.
		Stainless steel bracket for "IECEXB" battery column mounting
		IECEX and ATEX external rechargeable battery for DFWIECEX, capacity 9 Ah, with quick release connector. Protection: Ex II 2(2)G Ex ib [ib Gb] IIC T4 Gb X for gas and Ex II 2(2)D Ex ib [ib Db] IIIC T135°C Db X for dust (Ta=0 °C/+50 °C). Safe zone charging via charger code IECEXCB. Refer to the instruction manual for more information. Printed safety instructions and EU ATEX declaration of conformity (EN, DE, FR, ES, IT) are included. To be combined with BTCBIECEX cable for connection to DFWIECEX indicator.
		External ATEX battery pack, made of IP65 stainless steel, for zones 2 and 22. Marking: ATEX II 3G Ex ec IIC T6 Gc X for gas and ATEX II 3D Ex tc IIIC T85°C Dc IP65 X for dust. For ATEX 3GD Dini Argeo instruments. WARNING: Rechargeable only in safe zone; can be connected and disconnected to and from the weighing system, even in a hazardous area. (Charger not included)
		Cable with connector for connecting IECEXB battery to DFWIECEX indicator. Length 1.2 m.
		IECEXB battery charging kit (safe zone charging). Consisting of certified charger model IECEXCB and power unit with 230 Vac socket (VDE cable)
		Stainless steel bracket for ATEX battery column mounting. Compatible with "DFWBP76 ATEX..", "IECEXB", "BP6ESTATEX3GD.." and "BP6V12A".
	WI-FI MODULES	
Wi-Fi interface module for ATEX zones with ABS IP66 protective casing, 3m armored cable and power unit from indicator. Protection rating: ATEX II 3G Ex ec IIB T6 Gc X for gas and ATEX II 3D Ex tc IIIC T85°C Dc IP66 X for dust. Max. operating distance under suitable environmental and installation conditions: 30 m indoor, 70 m outdoor. Complete with printed safety instructions and EU ATEX declaration of conformity (EN, DE, FR, IT).		

DFWIECEX-BATCH1	DFWIECEX	DFW-IECEX3GD	DFWATEX2GD	DFWATEX2GDF	DFWATEX3GD	3590EGT-IECEX3GD	3590EGT 3GD	DGT603GD	MCWX2GD	TPW EX 2GD	TPWI EX 2GD	TPW EX 3GD	TPWI EX 3GD	EASY PESA 2GD ATEX	EASY PESA 3GD	GEX	RPLC, T, T-C6, TE, TE-C6 series	ESI, ET, ETI series	LPCI	PWI	BP	ZENER BARRIERS	JB series	EXBOX	Code	
✓	✓																								IECEXPW	
✓	✓																								IECEXPW24	
			✓	✓																					PW200XRD230-x	
			✓	✓																					PW200XRD115-x	
			✓	✓																					PW200XRD24A	
			✓	✓																					PW200XRD24D-x	
		✓						✓	✓	✓				✓											DFWBP76ATEXD	
✓	✓																								EXSTFA	
✓	✓																								IECEXPB	
					✓	✓						✓	✓		✓										BP6ESTATEX3GD	
	✓																								BTCBIECEX	
	✓																								IECEXPBAL	
		✓		✓	✓	✓																			STFA12	
		✓		✓	✓	✓	✓					✓	✓												OBRF2G4-3GD	
	✓			✓	✓	✓	✓					✓	✓												OBWIFI3GD-x	

ACCESSORIES















FOR ATEX PRODUCTS





		Description
COMMUNICATION INTERFACES	 RS485	Built-in Bluetooth 5.0 interface (BLE, SPS protocol compatible, not SPP protocol compatible), for hazardous zone. Maximum communication distance 10 m. Available only for DFWIECEX indicators. Installation service included.
		Alibi Memory and Calendar Clock for DFWIECEX indicator.
	Bluetooth 4.2	Built-in Bluetooth 5.0 interface (BLE, SPS protocol compatible, not SPP protocol compatible), for hazardous zone. Maximum communication distance 10 m. Available only for DFWIECEX indicators. Installation service included.
DIGITAL INPUT/ OUTPUT		3/2-way poppet valve, with Piezo-pilot valve, superimposed, normally closed (NC). Compatible with DFWIECEX digital outputs. Conforms to the ATEX directive. Protection rating: Gas: II 1G Ex ia IIC T4/T5/T6 Ga.
		3/2-way poppet valve, with Piezo-pilot valve, superimposed, normally closed (NC). Compatible with DFWIECEX digital outputs. Complies with the ATEX directive and IECEx certification. Protection rating: Gas: II 1G Ex ia IIC T6 or T4 Ga and Dust: II 1D Ex ia IIIC T135°C.
		Din rail mounting unit with 2 normally closed (NC) Flipper valves. Compatible with DFWIECEX digital outputs. Complies with the ATEX directive and IECEx certification. Protection rating: Gas: II 2G Ex ia IIC T6...T4 Gb
		DIN rail mounting unit with 4 normally closed (NC) Flipper valves. Compatible with DFWIECEX digital outputs. Complies with the ATEX directive and IECEx certification. Protection rating: Gas: II 2G Ex ia IIC T6...T4 Gb
	I/O	Board with 4 opto-isolated digital inputs and 4 outputs, intrinsically safe, for driving devices in hazardous zone. For use in conjunction with intrinsically safe voltages. Refer to the instruction manual for more information.
		2 IN / 6 OUT interface internal ATEX 3GD (requires FW 05.05.00 or higher).
ATEX BUTTON PANEL		EX 2GD hand control with 2 buttons and cable gland (optional connection cable). Protection II 2G Ex db eb IIC T6 Gb for gas, II 2D Ex tb IIIC T80°C Db for dust.
PG CABLE GLAND		Set of 10 PG7 metal cable glands for ATEX indicators. Complete with ring nuts and gaskets. Cable diameter: from 3 to 6.5 mm.
		Set of 10 PG9 metal cable glands for ATEX indicators. Complete with ring nuts and gaskets. Cable diameter: from 4 to 8 mm.
		PG7 cable gland for DFW and 3590 IECEx series Cable diameter: from 4 to 7 mm.
		PG9 cable gland for DFW and 3590 IECEx series Cable diameter: from 4 to 7 mm or from 7 to 10 mm.
		PG13 cable gland for DFW and 3590 IECEx series Cable diameter: from 5.5 to 8 mm, from 8 to 10.5 mm or from 10.5 to 13 mm.

DFWIECEX-BATCH1	DFWIECEX	DFW-IECEX3GD	DFWATEX2GD	DFWATEX2GDF	DFWATEX3GD	3590EGT-IECEX3GD	3590EGT 3GD	DGT603GD	MCWX2GD	TPW EX 2GD	TPWI EX 2GD	TPW EX 3GD	TPWI EX 3GD	EASY WEIGHING 2GD ATEX	EASY WEIGHING 3GD	GEX	RPLC, T, T-C6, TE, TE-C6 series	ESI, ET, ETI series	LPCI	PWI	BP	ZENER BARRIERS	JB series	EXBOX	Code	
✓	✓																								485IECEX	
✓	✓																								ALM-IECEX	
✓	✓																								BTH-IECEX	
✓	✓																								PPVEX	
✓	✓																								PPVIECEX	
✓	✓																								PPVIECEX2OUT	
✓	✓																								PPVIECEX4OUT	
	✓																								IECEX4IN4OUT	
		✓			✓								✓												DFIO3GD-x	
✓	✓	✓	✓	✓	✓	✓	✓	✓																	EXPHBN	
			✓	✓	✓		✓																		PG7EX	
			✓	✓	✓		✓	✓																	PG9EX	
✓	✓	✓				✓																			PG7-IECEX	
✓	✓	✓				✓																			PG9-IECEX	
✓	✓	✓				✓																			PG13-IECEX	

ACCESSORIES

FOR ATEX PRODUCTS

		Description
CONNECTION CABLES		Multi-core cable (4x2xAWG24) suitable for Ethernet connections in Ex zones (connectors and cable gland installed with S6 service only). First shielding: aluminum/polyester tape; second shielding: tinned copper braid (coverage $\geq 85\%$ - EMC 89/336). PVC outer sheath, diameter 6.3 mm. Working temperature: -30 / +80 °C. Minimum bending radius $\geq 8 \times$ O.D. Minimum length 10 m. €/m. Maximum length available for order: 100 m (longer lengths available on request only).
		ETHCBEX cable complete with cable gland and connectors. Length 10 m.
		4x0.5 mm ² armored cable (suitable for Ex zones). PVC inner sheath. Armor: galvanized steel wire braid. PVC outer sheath, diameter 7.3 mm. Working temperature: -30 / +80 °C. Minimum bending radius $\geq 10 \times$ O.D. €/m. Maximum length available for order: 100 m (longer lengths available on request only).
		Blue 6x0.22 mm ² shielded cable, for EX i (2GD) assemblies only. PVC inner sheath. Tinned copper braid shielding. Polyurethane outer sheath, diameter 5.8 mm. Working temperature: -40 / +80 °C. Minimum bending radius $\geq 7 \times$ O.D. €/m. Maximum length available for order: 100 m (longer lengths available on request only).
CARTS		Cart for ATEX zones, made of painted steel, with a high shelf, for a 400x400 mm or 400x500 mm platform. Height of the loading platform: 640 mm. For T/TE, T C6, TE C6 and TE-69K series platforms only. Marking: ATEX II 2 G Ex h IIB T6 Gb (Ta -20 °C – +60 °C) X for gas and ATEX II 2 D Ex h IIIC T85°C Db (Ta -20 °C – +60 °C) X for dust.
		Cart for ATEX zones, made of AISI 304 stainless steel, with a high shelf, for a 400x400 or 400x500 mm platform. Height of the loading platform: 670 mm. For T/TE, T C6, TE C6 and TE-69K series platforms only. Marking: ATEX II 2 G Ex h IIC T6 Gb (Ta -20 °C – +60 °C) X for gas and ATEX II 2 D Ex h IIIC T85°C Db (Ta -20 °C – +60 °C) X for dust.
		Cart for ATEX zones, made of painted steel, with a high shelf, for a 500x600 mm or 600x600 mm platform. Height of the loading platform: 650 mm. For T/TE, T C6, TE C6 and TE-69K series platforms only. Marking: ATEX II 2 G Ex h IIB T6 Gb (Ta -20 °C – +60 °C) X for gas and ATEX II 2 D Ex h IIIC T85°C Db (Ta -20 °C – +60 °C) X for dust.
		Cart for ATEX zones, made of AISI 304 stainless steel, with high shelf, for 500x600 or 600x600 mm platform. Height of the loading platform: 680 mm. For T/TE, T C6, TE C6 and TE-69K series platforms only. Marking: ATEX II 2 G Ex h IIC T6 Gb (Ta -20 °C – +60 °C) X for gas and ATEX II 2 D Ex h IIIC T85°C Db (Ta -20 °C – +60 °C) X for dust.
		Cart for ATEX zones, made of painted steel, with low shelf, for 400x400 or 400x500 mm platform. Height of the loading platform: 235 mm. For T/TE, T C6, TE C6 and TE-69K series platforms only. Marking: ATEX II 2 G Ex h IIC T6 Gb (Ta -20 °C – +60 °C) X for gas and ATEX II 2 D Ex h IIIC T85°C Db (Ta -20 °C – +60 °C) X for dust.
		Cart for ATEX zones, made of AISI 304 stainless steel, with low shelf, for 400x400 or 400x500 mm platform. Height of the loading platform: 235 mm. For T/TE, T C6, TE C6 and TE-69K series platforms only. Marking: ATEX II 2 G Ex h IIC T6 Gb (Ta -20 °C – +60 °C) X for gas and ATEX II 2 D Ex h IIIC T85°C Db (Ta -20 °C – +60 °C) X for dust.
		Cart for ATEX zones, made of painted steel, with low shelf, for 500x500 mm platform. Height of the loading platform: 240 mm. For T/TE, T C6, TE C6 and TE-69K series platforms only. Marking: ATEX II 2 G Ex h IIC T6 Gb (Ta -20 °C – +60 °C) X for gas and ATEX II 2 D Ex h IIIC T85°C Db (Ta -20 °C – +60 °C) X for dust.
		Cart for ATEX zones, made of AISI304 stainless steel, with low shelf, for 500x500 mm platform. Height of the loading platform: 260 mm. For T/TE, T C6, TE C6 and TE-69K series platforms only. Marking: ATEX II 2 G Ex h IIC T6 Gb (Ta -20 °C – +60 °C) X for gas and ATEX II 2 D Ex h IIIC T85°C Db (Ta -20 °C – +60 °C) X for dust.
		Cart for ATEX zones, made of painted steel, with low shelf, for 500x600 or 600x600 mm platform. Height of the loading platform: 260 mm. For T/TE, T C6, TE C6 and TE-69K series platforms only. Marking: ATEX II 2 G Ex h IIC T6 Gb (Ta -20 °C – +60 °C) X for gas and ATEX II 2 D Ex h IIIC T85°C Db (Ta -20 °C – +60 °C) X for dust.
		Cart for ATEX zones, made of AISI 304 stainless steel, with low shelf, for 500x600 or 600x600 mm platform. Height of the loading platform: 260 mm. For T/TE, T C6, TE C6 and TE-69K series platforms only. Marking: ATEX II 2 G Ex h IIC T6 Gb (Ta -20 °C – +60 °C) X for gas and ATEX II 2 D Ex h IIIC T85°C Db (Ta -20 °C – +60 °C) X for dust.

DFWIECEX-BATCH1	DFWIECEX	DFW-IECEX3GD	DFWATEX2GD	DFWATEX2GDF	DFWATEX3GD	3590EGT-IECEX3GD	3590EGT 3GD	DGT603GD	MCWX2GD	TPW EX 2GD	TPWI EX 2GD	TPW EX 3GD	TPWI EX 3GD	EASY PESA 2GD ATEX	EASY PESA 3GD	GEX	RPLC, T, T-C6, TE, TE-C6 series	ESI, ET, ETI series	LPCI	PWI	BP	ZENER BARRIERS	JB series	EXBOX	Code	
		✓			✓	✓	✓	✓																	ETHCBEX	
		✓			✓	✓	✓	✓																	ETHCBEX10M	
✓	✓	✓	✓	✓	✓	✓	✓	✓															✓		EXACB4	
✓	✓		✓	✓														✓	✓	✓	✓	✓	✓	✓	EXCB6	
																	✓								TA60EXR2	
																	✓								TA60IEX-x	
																	✓								TA300EXR2	
																	✓								TA300IEX-x	
																	✓								TB60EXR2	
																	✓								TB60IEX-x	
																	✓								TB60BEXR2	
																	✓								TB60BIEX-x	
																	✓								TB300EXR2	
																	✓								TB300IEX-x	

Complete list of accessories available on the Dini Argeo web site.

SYSTEM ANALYSIS, CERTIFICATES AND DECLARATIONS OF CONFORMITY

Dini Argeo srl offers a full range of ATEX Certifications for individual products, integrated in their respective manuals, and a wide range of ATEX Declarations of Conformity for assemblies.



THE MAIN AVAILABLE DECLARATIONS OF CONFORMITY ARE:

CCATEX (for gas and dust):

ATEX II 1GD certificate for load cells in the Dini Argeo range.

EXDC (for gas and dust):

ATEX assembly declaration of conformity. Ex II 2G IIC T4 Gb X and Ex II 2D IIIC T135°C Db X system (Ta=0 °C/+40 °C), with corresponding complete system label, for Dini Argeo DFWIECEX weight indicator connected to mechanical structure with ATEX load cells (each cell must be certified with CCATEX option). Supplied with descriptive document of the assembly and ATEX EU declaration of conformity of the assembly (EN and IT).

DCATEX2GD (for gas and dust)

ATEX declaration of conformity of assembly. Type Ex II 2G IIC T4 Gb X and Ex II 2DIC T135°C Db X, with corresponding ASSEMBLY LABEL, for ATEX Ex II 2GD weight indicator from the Dini Argeo range connected to Dini Argeo mechanical structure with ATEX load cells from the Dini Argeo range (each cell must be certified with CCATEX).

DCATEX3GD (for gas and dust):

ATEX declaration of conformity of assembly. Type Ex II 3G IIC T6 Gc X and Ex II 3D IIIC T115°C Dc X, with corresponding assembly label, for Dini Argeo indicator certified ATEX or NOT (in the latter case to be installed in a safe zone) connected to mechanical structure with ATEX load cells (each cell must be certified with CCATEX or CCATEX3GD). Complete with descriptive document of the assembly and ATEX declaration of conformity of the assembly (EN, DE, FR, ES and IT).

DCATEX3590E3GD (for gas and dust):

ATEX declaration of conformity of assembly. Type Ex II 3G IIB T6 Gc X and Ex II 3D IIIC T115°C Dc X, with corresponding assembly label, for ATEX-certified Dini Argeo indicator (3590EGTC3GD) or NOT (in the latter case to be installed in a safe zone) connected to mechanical structure with ATEX load cells (each cell must be certified with CCATEX or CCATEX3GD). Complete with descriptive document of the assembly and ATEX declaration of conformity of the assembly (EN, DE, FR, ES and IT).

DCATEXMB4

ATEX declaration of conformity of assembly. Type Ex II 2G IIC T6 Gb X and II 2D III T125°C Db X, with corresponding ASSEMBLY LABEL, for NON ATEX Weight Indicator connected to Dini Argeo Zener Barriers code ZBA1S, connected to mechanical structure with ATEX load cells from the Dini Argeo range (each cell must be certified with CCATEX).

DCATEXMECH

ATEX declaration for platform/cell installation kit (refer to CCATEX code for cell certification) only if weighing platform is ordered without weight indicator, otherwise refer to available certifications for indicator to be connected.



Dini Argeo dealer network:
over 3500 partners
in more than 130 countries across the world

“YOUR WORLDWIDE PARTNER
FOR WEIGHING”

WHY CHOOSE DINI ARGEO?



COMPANY HEADQUARTERS

Via Della Fisica, 20
41042 Fiorano Modenese • Italy
Tel. +39.0536 843418

SERVICE ASSISTANCE

Via Dell'Elettronica, 15
41042 Fiorano Modenese • Italy
Tel. +39.0536 921784

OTHER DINI ARGEO LOCATIONS

DINI ARGEO WEIGHING INSTRUMENTS Ltd
China

DINI ARGEO UK Ltd
United Kingdom

DINI ARGEO FRANCE sarl
France

DINI ARGEO GMBH
Germany

DINI ARGEO OCEANIA
Australia



WORLDWIDE SERVICE AND SHIPPING

International group
with offices in America,
Europe, India, China,
Mexico and Oceania,
over 1100 employees
and a network of
specialised partners
in 130 countries
worldwide.



FAST SHIPPING

Dini Argeo always
keeps complete
systems in stock that
can be shipped quickly.



MADE IN ITALY

Dini Argeo weighing
solutions are made
in Italy and guarantee
the highest quality
standards.

The information in this document is approximate
and can be subject to variations without prior notice
by Dini Argeo, with respect of the norms in force.
The official technical data is available in the
updated version on the www.diniargeo.com website
or by contacting Dini Argeo Customer Service.

SALES SERVICE AND TECHNICAL ASSISTANCE



ATEX-CEN
Rev. 01/01/2026