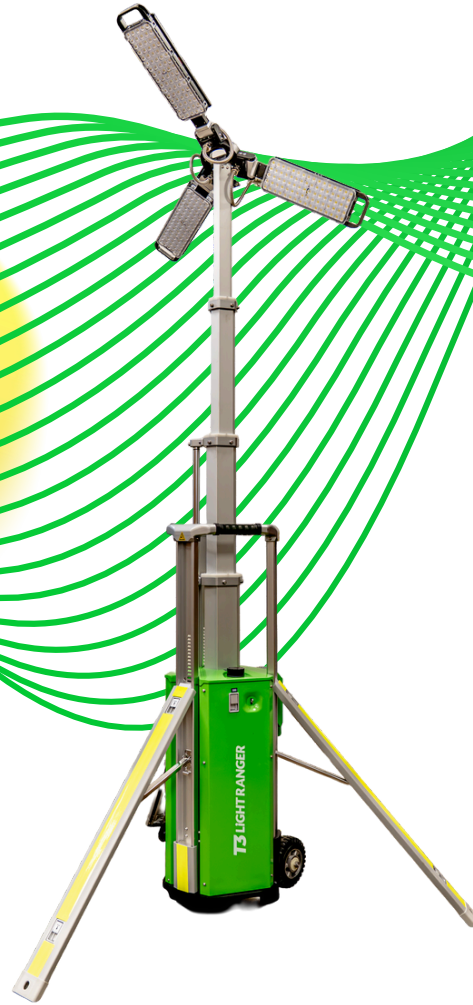


# CARBON8 LIGHTING

## T3 LIGHT RANGER

### T3 Light Ranger Tower PORTABLE LED TOWER



IP54



IK09

#### KEY FEATURES

- Robust Stand-Alone Battery Powered Lighting
- Over 40 of hours Continuous Operation on a Single Charge
- Three Tilt/Swivel Adjustable Light Heads for Maximum Light Coverage
- Ultra-High Performance LED Light Head with Bespoke Lens System
- Up to 48,000 Lumens Light Output
- 980m<sup>2</sup> Illuminated area at 11 lux
- Motorised Column Extending to 3.8 meters
- Five Stage Light Output Adjustment
- Adjustable Extension Legs for Operation on Uneven Surface
- Integrated Carry Handles and Wheels for Easy Deployment

Proudly Affiliated With



01256 300031  
carbon8lighting.co.uk

@carbon8lighting    

Unit 61 | Tempus Business Centre  
Kingsclere Road | Basingstoke  
RG21 6XG

## PHOTOMETRIC DATA

Maximum Lumens per Watt	○ Up to 160lm
Colour Temperature (CCT)*	○ 5000K
System Power	○ Up to 300W
Illuminated Surface	○ 980m <sup>2</sup>
Luminous Flux	○ 48,000lm
Beam Profile	○ 60

## ELECTRICAL DATA

Battery Mode Run Time	○ 4 - 40 Hours
Operating Voltage	○ 100-110VAC/ 220-240VAC/ 50Hz/ 60Hz
Battery Capacity	○ 1.2kWh
Battery Type	○ LiFePO <sup>4</sup>
Power Factor	○ >0.92
Electrical Class	○ Class I
Dimming Control*	○ Yes
Protection	○ Over Voltage, Over Temp, Short Circuit
Input Plug	○ CEE 230V / CEE 110V Customisable

## PHYSICAL DATA

IP Rating	○ IP65 (lighting) / IP54 (chassis)
IK Rating	○ IK09
Weight	○ 38kg (tower only) 48kg (with battery)
Fully extended height	○ 3.8m
Elevation system	○ Electric
Mast Rotation	○ 340
Mobility	○ By hand / crane / forklift

## ENVIRONMENTAL DATA

Noise Emissions	○ <15 dB(A)
Storage Temp. Range	○ -40°C to +80°C
Charging Temp. Range	○ 0°C to +45°C

## OPTIONAL ACCESSORIES

- Detachable All Terrain Wheels
- Wheeled Impact Resistant Plastic Flight Case
- 5M Extension Power Cable
- Mains Battery Charger
- Additional Battery Pack

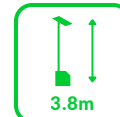
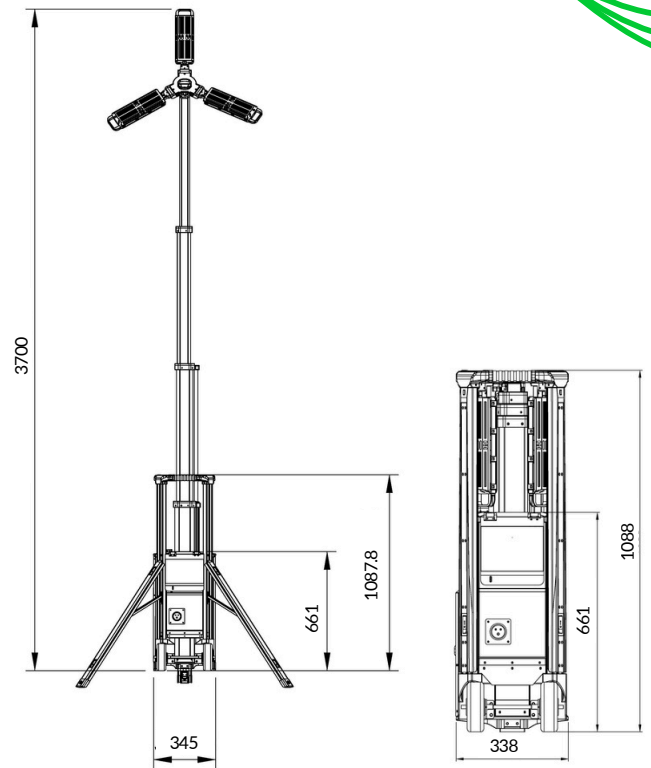
## APPROVALS

Certifications	○ CE
Service life L80 B50 (LED)	○ >100,000 h

Part number: LI-02011 (220-240V)  
LI-02013 (110V)

\*Contact us for more information

## DIMENSIONS (mm)



OUTPUT MODES	WATTAGE	LUMEN OUTPUT	HOURS OF USAGE
100%	300W	48,000	4
75%	225W	36,000	5
50%	150W	24,000	8
25%	75W	12,000	16
10%	30W	4,800	40

CHARGING TIMES	230VAC	110VAC
0 TO 80%	3.5 hours	6 hours
0 TO 100%	4.5 hours	10 hours