

Shell Scheme Information

QUAD FRONTAGE

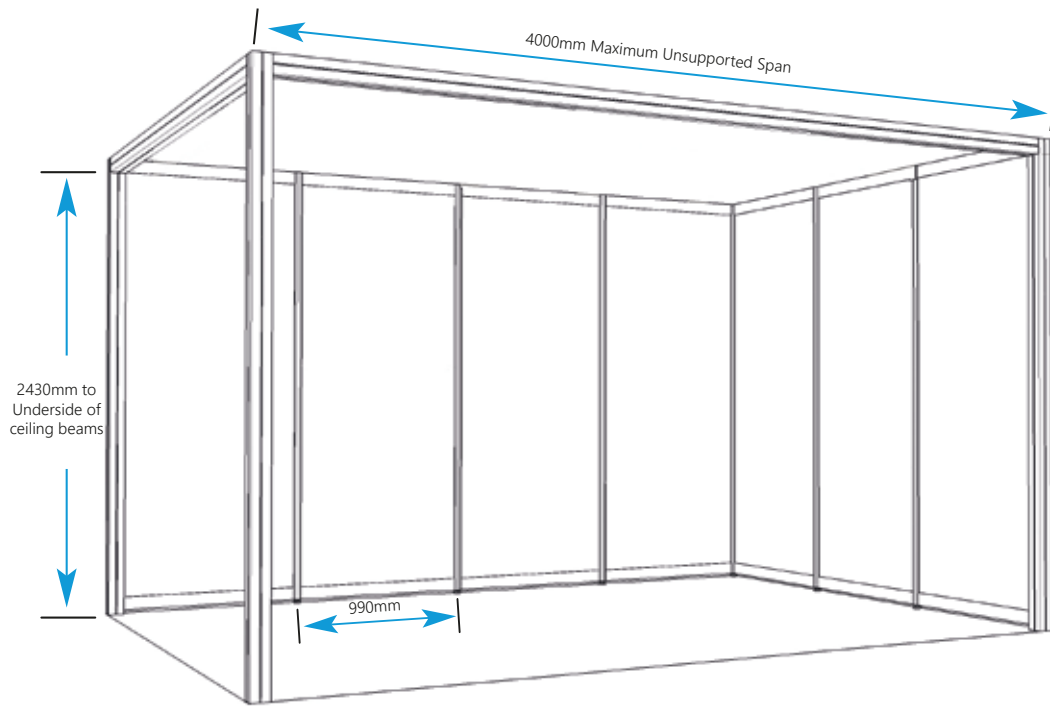
Visual is an example for illustration purpose only



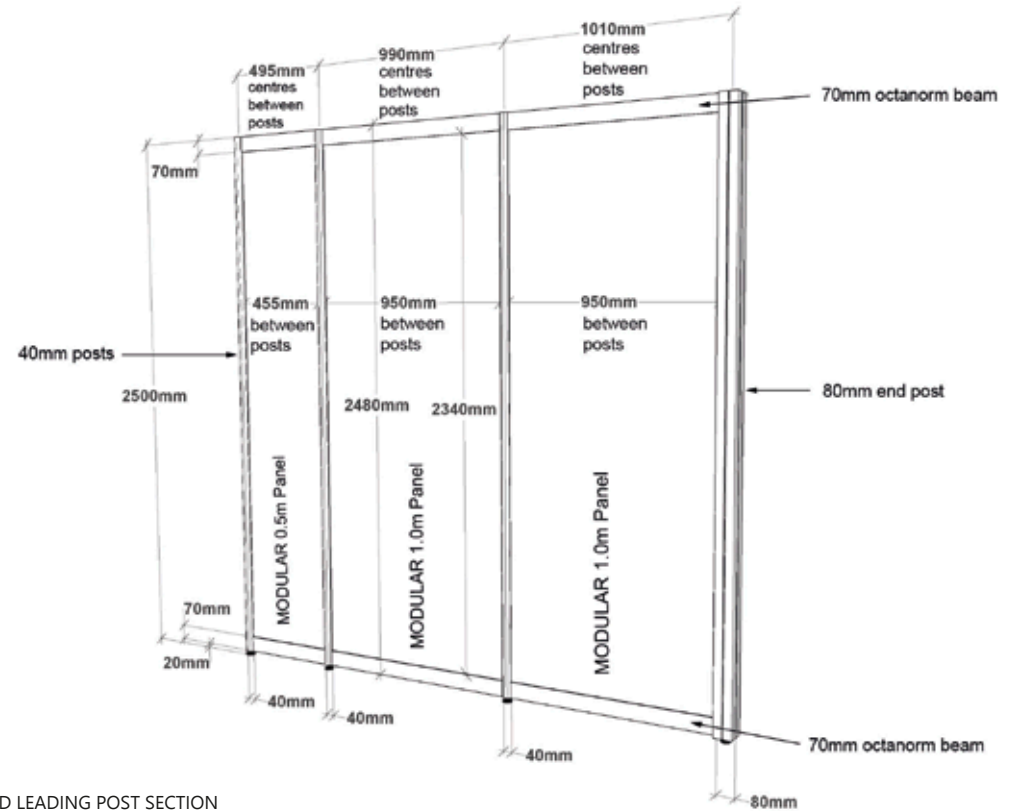
Fullcircle

SHELL SCHEME SPECIFICATIONS: QUAD FRONTAGE

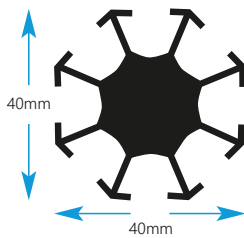
SHELL DIMENSIONS



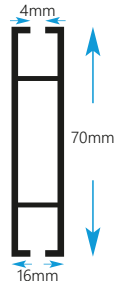
MODULAR 3mm PANEL DIMENSIONS



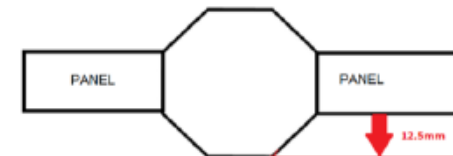
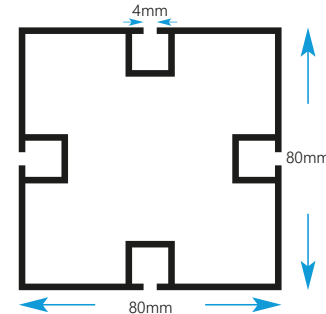
WALL POST SECTION



BEAM SECTION



QUAD LEADING POST SECTION



NB: This is only an example stand for dimension purposes only.

Size and number of open sides will vary depending on your stand booking

SHELL SCHEME DO'S & DON'TS

DO

Use the following items on the Foamex panels if required.
Do not use these items on the metal framework.



BLU-TACK



SELLOTAPE



VELCRO

DON'T

Use the following items on either the Foamex panels or the metal framework.



NAILS



STAPLES



SCREWS



STICKY TABS



PAINTS



PINS



GLUES



DOUBLE
SIDED TAPE

Please be aware that this is a semi-permanent system that has been used to create your stand that can only withstand a limited amount of pressure. **No heavy objects** are to be hung from the system. Any heavy objects mounted or fixed may affect the stability of the stand or block. Please be aware you cannot lean / move / readjust any part of our system as this may cause collapse. If you have any questions please email exhibit@fullcircleeventsltd.co.uk and we will respond to your query.

SHELL SCHEME FREQUENTLY ASKED QUESTIONS

How much weight can each panel hold?

This depends on a number of factors such as the number of stands in your block, the amount of weight and the distribution of the weight. If you are planning to attach any items on the wall panels please email us a diagram to show where the items are going to be positioned, the weight and how you are attaching the items so that we can advise you if this will be possible.

How do I order graphics?

You can place your order for graphics with our Exhibitor Enhancement Hub. Please email us with your stand number and the event you are attending and advise the type of graphic that you are looking for so that we can provide you with a quotation. For advice on enhancing your stand please contact: EEHub@fullcircleeventsltd.co.uk.

How do I attach posters?

You can attach your posters using double sided Velcro, Sellotape or BluTack. These must only be stuck onto the Foamex panels and not the posts. All residue must be removed once the posters are taken down.

What material is the stand made out of?

The stand is constructed out of Foamex panels and an aluminium framework. The aluminium is powder coated white to match the wall panels.

Can I drill into the panel?

Drilling into the panels is not permitted as it causes damage to the panels. You cannot pin or use staples on the stand. If you do this, you will be charged after the show for the damaged panel(s).

The modular foamex panel can be replaced with a painted MDF Panel if ordered before the show. To enable any screw fixings / brackets ect.



Fullcircle

YOUR EVENT IS OUR BUSINESS

CALL US: +44 (0)161 393 3949

EMAIL:

exhibit@fullcircleeventsltd.co.uk