



Submersible pumps are the ideal solution for projects including the transfer of liquids in areas where access is difficult and footprint limited

# Submersible Pumps



## SUBMERSIBLE PUMPS

United Rentals' submersible pumps range is available in three different versions : clear water, waste water and sewage water pumps. The sewage and waste water models are equipped with a unique frame that makes them easy to lift, install, transport and store, for an optimal portable pump solution.

- Unique frame ensuring an optimal portable pump solution
- Easy to lift, install, transport and store
- Easy access to the hydraulic components for quick inspection
- Equipped with a float switch option
- Delivered with a 20 m cable as standard
- Easy integration with other United Rentals Equipment

## AVAILABLE IN 3 VERSIONS



Clear Water











Waste Water



Sewage Water

# Submersible Pumps

|                     | Clear Water Submersible Pumps  |  |  | Waste Water Submersible Pumps  |  |  | Sewage Water Submersible Pumps   |  |
|---------------------|--|--|--|--|--|--|--|--|
| Types               | E2SC-AL<br> | E4SC-CI<br> | E6SC-CI<br> | E2SW-SS<br> | E4SW-CI<br> | E6SW-CI<br> | E4SS-CI15<br> | E4SS-CI37<br> |
| Capacity            | 31.6 m <sup>3</sup> /h (max)   | 85.9 m <sup>3</sup> /h (max)   | 145.8 m <sup>3</sup> /h (max)  | 47.9 m <sup>3</sup> /h (max)   | 61.8 m <sup>3</sup> /h (max)   | 149.7 m <sup>3</sup> /h (max)  | 47.9 m <sup>3</sup> /h (max)   | 101.2 m <sup>3</sup> /h (max)  |
| Measures (mm)       | H 462<br>W 240   | H 687<br>W 252   | H 884<br>W 350   | H 475<br>W 196   | H 824<br>W 293   | H 1214<br>W 462  | H 824<br>W 293   | H 868<br>W 363   |
| Weight              | 30 kg  | 72 kg  | 145 kg   | 22.5 kg  | 100 kg   | 223 kg   | 78 kg  | 118 kg   |
| Impeller            | Semi-vortex  | Semi-open  | Semi-open  | Vortex   | Vortex   | Vortex   | Channel with cutter  | Channel with cutter  |
| Head (max)          | 24 m   | 18 m   | 32.6 m   | 16.1 m   | 23.5 m   | 15.6 m   | 13.2 m   | 16 m   |
| Free passage        | 8.5 mm   | 8.5 mm   | 22 mm  | 46 mm  | 56 mm  | 100 mm   | 37 mm  | 60 mm  |
| Pressure resistance | 25 m (max)   | 25 m (max)   | 25 m (max)   | 15 m (max)   | 15 m (max)   | 15 m (max)   | 15 m (max)   | 15 m (max)   |
| Speed               | 2,780 RPM  | 2,850 RPM  | 2,935 RPM  | 2,885 RPM  | 2,850 RPM  | 1,455 RPM  | 2,840 RPM  | 1,410 RPM  |
| Density             | 1.1 kg/l   | 1.1 kg/l   | 1.1 kg/l   | 1.4 kg/l   | 1.4 kg/l   | 1.4 kg/l   | 1.4 kg/l   | 1.4 kg/l   |
| Max. temp           | 40 °C  | 40 °C  | 40 °C  | 40 °C  | 40 °C  | 40 °C  | 40 °C  | 40 °C  |
| Rated current       | 4.3 A  | 7.7 A  | 22 A   | 4 A  | 7.7 A  | 15.9 A   | 3.5 A  | 7.9 A  |