



STONeworld

NATURAL STONE POOL COPINGS

THE FINEST NATURAL STONE.

STONEWORLD

EXPERTS IN NATURAL STONE



Natural Stone Pool Copings

Inside, you will find our selection of Natural Stone and porcelain products for swimming pool and spa projects. Explore various stone finishes, find inspiration and see how our stones can enhance your pool and spas' beauty and elegance.

To discover the entirety of our collection you can visit us online, or reach out to our experienced team of specialists. We will be happy to assist.

The Stoneworld Team



Bullnose Edge Coping

WHITE MINT


Sandstone

Our White Mint Sawn and Honed Sandstone is a high quality landscaping product for a contemporary look and guaranteed slip resistance.

Matching Paving Available



Sealant Recommended



BULLNOSE


- Honed | 600 x 310 x 30mm
| 600 x 350 x 40mm
| 600 x 350 x 50mm

| 600 x 150 x 40mm





Bespoke White Mint - Pencil Edge



Bullnose Edge Coping



Honed

YELLOW MINT

Sandstone

For a smooth sandstone finish, choose Yellow Mint Sandstone. Offering yellow tones and slip resistance, match with Yellow Mint paving.



BULLNOSE

Honed | 600 x 310 x 30mm
| 600 x 350 x 40mm
| 600 x 350 x 50mm

| 600 x 150 x 40mm

Matching Paving Available



Sealant Recommended





Bullnose Edge Coping



FOSSIL MINT

Sandstone

Our Fossil Mint is a hard-wearing Indian sandstone with 'Cotswold' beige and neutral colour tones.



BULLNOSE

Handcut & | 560 x 310 x 30mm
Tumbled | 560 x 420 x 38mm


Sandblasted | 560 x 310 x 30mm

Matching Paving Available



Sealant Recommended





Bullnose Edge Coping

RAJ GREEN

Sandstone

Our Raj Green Sandstone has tones of brown and green resembling classic reclaimed Yorkstone. High quality with consistent colour tones.

Matching Paving Available




Tumbled



BULLNOSE & PENCIL EDGE

Handcut & | 560 x 310 x 30mm
Tumbled Finish | 560 x 420 x 38mm





Bullnose Edge Coping

RAJ GREEN

Sawn & Sandblasted

Raj Green Sawn & Sandblasted Sandstone Pool Copings have a Sandblasted surface which gives them a slip resistant quality – perfect for pool surrounds.



Sawn & Sandblasted



BULLNOSE

Sawn &
Sandblasted | 600 x 310 x 30mm
| 600 x 350 x 50mm

Matching Paving Available

Raj Green Tumbled Paving with Sawn & Sandblasted Copings





Bullnose Edge Coping

KANDLA GREY

Sandstone

Kandla Grey Hand Cut Sandstone has tones of light grey throughout with a riven surface texture.



Tumbled



BULLNOSE & PENCIL EDGE

Hand-cut | 560 x 310 x 30mm
& Tumbled | 560 x 420 x 38mm

Matching Paving Available



Kandla Grey Tumbled



Bullnose Edge Coping

KANDLA GREY

Sawn & Sandblasted

A beautiful sandstone with light grey tones, the Sandblasted surface gives a uniform scheme and slip resistant quality.



Sawn & Sandblasted



BULLNOSE & PENCIL EDGE

**Sawn &
Sandblasted** | 600 x 350 x 40mm

Matching Paving Available



Kandla Grey Sawn & Sandblasted Copings with White Mint Paving & Steps



Bullnose Edge Coping

TUNDRA GREY

Limestone

This Tundra Grey Handcut Limestone is dark grey with a smooth surface. The colour will stay true throughout its lifetime



Hand-cut

BULLNOSE



Hand-cut & Tumbled | 600 x 310 x 30mm

Matching Paving Available



Kandla Grey S&S Copings with Tunda Grey Handcut Paving



Bullnose Edge Coping

KOTA BROWN

Limestone

Kota Brown Hand Cut Limestone features velvety, earthy brown tones. Match with Kota Brown paving.



Hand-cut

BULLNOSE

Hand-cut & Tumbled
| 600 x 310 x 30mm



Matching Paving Available



Kota Brown Handcut



Bullnose Edge Coping

BLACK

Limestone

Black Limestone is perfect for a clean cut modern look, the dark colouring is also highly attractive against more traditional properties.

Matching Paving Available



Sealant Recommended



BULLNOSE

Hand-cut | 600 x 310 x 30mm





Black Limestone Copings with La Roche Paving



Bullnose Edge Coping

LA ROCHE PEARL

Limestone

La Roche Limestone pool copings have a surface treatment which gives optimum slip resistance. This beautiful pale limestone is dense and is low maintenance.



BULLNOSE & PENCIL EDGE


Acid-etched | 600 x 300 x 40mm



Matching Paving Available



Sealant Recommended



La Roche Pearl Acid-etched



La Roche Pearl Acid-etched

La Roche Pearl Acid-etched with pencil roll





Bullnose Edge Coping

LA ROCHE LUNA

Limestone

La Roche Luna Limestone pool copings have surface treatment which gives optimum slip resistance. This contemporary grey limestone is dense and strong.

Matching Paving Available



Sealant Recommended



Acid-etched

BULLNOSE & PENCIL EDGE

Acid-Etched | 600 x 300 x 40mm





La Roche Luna Acid-etched

Sawn & Sandblasted Bullnosed Coping



Sawn & Sandblasted



MOLEANOS

Limestone

Moleanos Sawn & Sandblasted Pool Copings has creamy white tones and a Sandblasted surface which gives them a slip resistant quality, perfect for pool surrounds.

BULLNOSE

Sawn & Sandblasted | 600 x 300 x 40mm



Complementary Paving Available



Sealant Recommended

Moleanos Sawn & Sandblasted Copings with Sablino Paving



Moleanos S&S Copings with Moleanos Sablino Paving







BARSET YORK

Sandstone

Our Basset Sawn York Pool copings have a smooth sawn surface. This classic British sandstone has a constant green/brown colour and can match both modern and traditional spaces perfectly.

Matching Paving Available



Sealant Recommended



BULLNOSE & PENCIL EDGE

Sawn | 600 x 300 x 40mm



Barset Yorkstone Copings



Barset Yorkstone Copings



Bullnose Edge Coping

BLACK

Sandstone

Black sandstone with a beautifully riven appearance, offering a traditional look and feel.



Riven

BULLNOSE

Hand-cut & Tumbled | 560 x 310 x 30mm
| 560 x 420 x 38mm



Honed | 600 x 300 x 40mm

Matching Paving Available



Sealant Recommended



Black Sandstone Paving & Copings



Bullnose Edge Coping

SHADOW BASALT FLAMED

Shadow Basalt flamed coping features a rich, dark colour palette. These copings have been gently flamed to create a non slip surface.

Matching Paving Available



Sealant Recommended



Flamed



BULLNOSE

Flamed | 600 x 300 x 30mm

OVERLIP BULLNOSE

Flamed | 600 x 300 x 50-25mm



Shadow Basalt Flamed



ONE PIECE CORNER

Tailor your pool edge with subtle details,
Our customisable one piece pool corners
are available in all of our stones for a
finished touch.





ROMAN ENDS

Bespoke curved pool copings & Roman Ends are available in all of these stones, and can be made to measure in our masonry workshop

Digital Templating Service Available



POOL ACCESSORIES

Skimmer lids, light box covers and drainage grills can all be produced in any stone to avoid the eyesore of white plastic in your stone surround.

Our innovative inspection lids are supported by a stainless steel frame to guarantee strength and no rocky lids.

STANDARD SIZES:
Skimmer Lid & Light Box Inspection Lid:
350x350 tile with a stone circular lid
(diameter 250mm) with finger hole.
Hidden Stainless Steel Support.




Air Vents in Porcelain



3 PART POOL COPINGS

We can produce 3 part pool copings to various specifications. Our approach enables the whole coping set to be made from solid stone or porcelain. This enhances the overall finish and design of the pool.





Shadow Basalt Flamed 3 Part Coping



BESPOKE COPINGS

Bespoke copings are available to accommodate specific dimensions, alternate edge profiles, varying thicknesses, or distinctive finishes.

We produce these in our masonry workshop to ensure accuracy and quality.



Digital Templating Service Available



Bespoke Curved Copings Produced in Board Dust Porcelain Grip Finish

PORCELAIN POOL COPING


We can produce pool copings in any of our 20mm porcelains

Bullnosed



900/600 x 298 x 20mm

Bonded Overlip



900/600 x 298 x 20-40mm

Bonded Overlip Porcelain Pool Copings





Bullnosed Eshott Beige Porcelain Pool Coping



Bullnosed Eshott Beige Porcelain Pool Coping



POOL LINING TILES



We supply a range of porcelain pool lining tiles to elevate your pool design to the next level.

The Rio Slate-effect porcelain range impressively mimics the look of natural stone, without the worries of delamination, rusting, or efflorescence inside the pool. Porcelain is an anti-bacterial, chemical & UV-resistant material that is easy to install.

SIZES AVAILABLE

1200x600

800x800

600x600

600x300



Installation Guidelines are available upon request



Rio Rail Black Porcelain

RIO SLATE TILES

'Slate' style Porcelain tiles. Use large format porcelain tiles in contemporary finishes to create low maintenance, stunning swimming pool lining designs.



BELGRAVIA TILES

'Limestone' style Porcelain tiles.
Use large format porcelain tiles in
contemporary finishes to create
low maintenance, stunning
swimming pool lining designs.



FINISHES

SAWN & HONED OR SANDBLASTED

Precision sawn to create a flat surface, then honed for smoothness or sandblasted for gentle texture - both to give slip resistance and a unified, contemporary look.

HAND-CUT

With a naturally riven surface, this gives a traditional, rustic look to the stone. Ideal for creating natural, rustic aesthetic.

TUMBLED

Machine tumbled, this process gently smooths the riven surface of the stone and creates an elegant, time worn appearance.



Raj Green Tumbled

*Some natural colour variation will occur

STONEWORLD

EXPERTS IN NATURAL STONE

STONEWORLD

EXPERTS IN NATURAL STONE



01844 279274 | sales@stoneworld.co.uk | www.stoneworld.co.uk | Views Farm, Great Milton, OX44 7NW