



23 March - 1 April 2021
Virtual

Progressive Collaboration and Innovative Solutions:
Shaping the Future of Energy

Host Organisation



Co-Host Organisations



**Mubadala
Petroleum**

Schlumberger

BOOTH SEMINAR

Sponsoring Societies



Content

Overview	3
Access to Booth Seminar Room	8

Overview

Overview



Booth Seminar

Overview

- **Deluxe Booth Package** exhibitors will have dedicated auditorium at booth for live presentations from 23 – 26 March 2021.
- **On-Demand:** Live Booth Seminar sessions will be recorded by the technology platform to allow registered participants to access an on-demand version after the live conference. The content of presentations should not contain confidential and sensitive information; presenters may include a disclaimer slide with a mention that presenter/presenter's organisation are not liable to actions or losses derived from any of the information presented.
- Recommended seminar duration is **30 minutes per session**. Please note that it is recommended to avoid organising live presentations concurrently to IPTC Opening Ceremony, Insight sessions, Executive Plenary, Panel and Closing sessions.

Overview

- **Seminar Format Options:**

1. Live Session: Speaker(s) present and answer questions live / in real-time.
2. Semi-Live: Speaker(s) presentations pre-recorded and played at scheduled time, then followed by live Q&A with speaker(s).
3. Pre-Recorded: Presentation pre-recorded and played at scheduled time, no live Q&A with audience. Instead, attendees with questions can chat, send message or schedule business meetings with the exhibitor via tools at exhibit booth.

- **Recording Technical Specifications:**

- Format: .mp4
- Resolution: 1080p
- Bitrate: 5mbps

Overview

- **Speaker Check-In, Rehearsal and Technical Support:** IPTC's platform provider – Innogen will provide:
 - Rehearsal(s) for exhibitors and speakers.
 - Live event technical support in all live presentation sessions.

Access to Booth Seminar Room

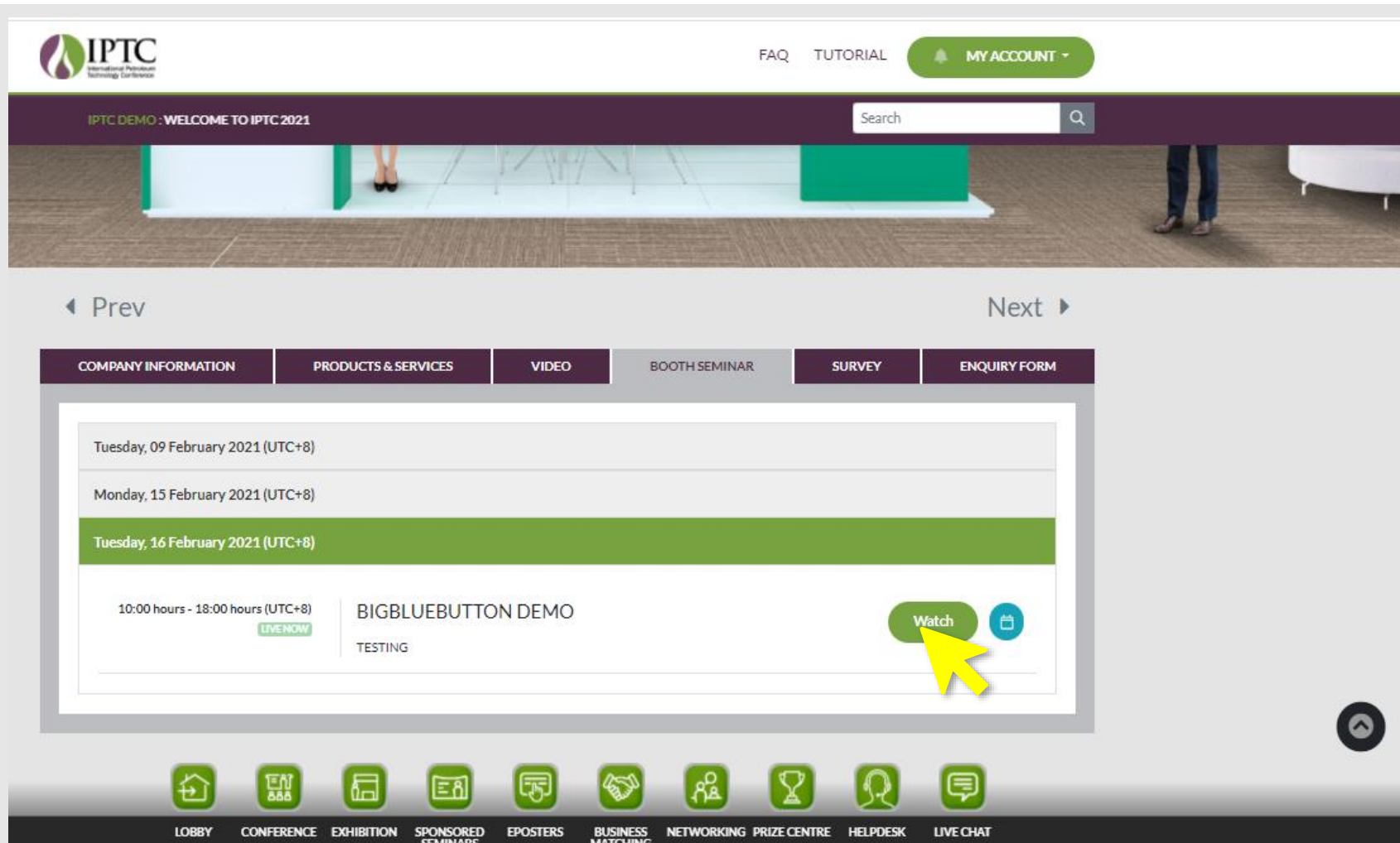
Access to Booth Seminar Room



At booth, select **Booth Seminar**.

Speakers will be only able access to the seminar room 30 minutes before the live presentation start time.


Access to Booth Seminar Room



The screenshot displays the IPTC Virtual Conference interface. At the top, the IPTC logo is on the left, and navigation links for FAQ, TUTORIAL, and MY ACCOUNT are on the right. A search bar is also present. Below the header, a banner image shows a virtual booth setup. The main content area features a navigation bar with tabs: COMPANY INFORMATION, PRODUCTS & SERVICES, VIDEO, BOOTH SEMINAR (selected), SURVEY, and ENQUIRY FORM. Under the BOOTH SEMINAR tab, a schedule is shown for Tuesday, 16 February 2021 (UTC+8). A session titled "BIGBLUEBUTTON DEMO" is listed for 10:00 hours - 18:00 hours (UTC+8), with a "LIVENOW" tag. A yellow arrow points to a "Watch" button next to the session title. A "TESTING" label is visible below the session title. At the bottom, a row of icons represents various conference features: LOBBY, CONFERENCE, EXHIBITION, SPONSORED SEMINARS, EPOSTERS, BUSINESS MATCHING, NETWORKING, PRIZE CENTRE, HELPDISK, and LIVE CHAT.

At Booth Seminar schedule,
select **Watch**.

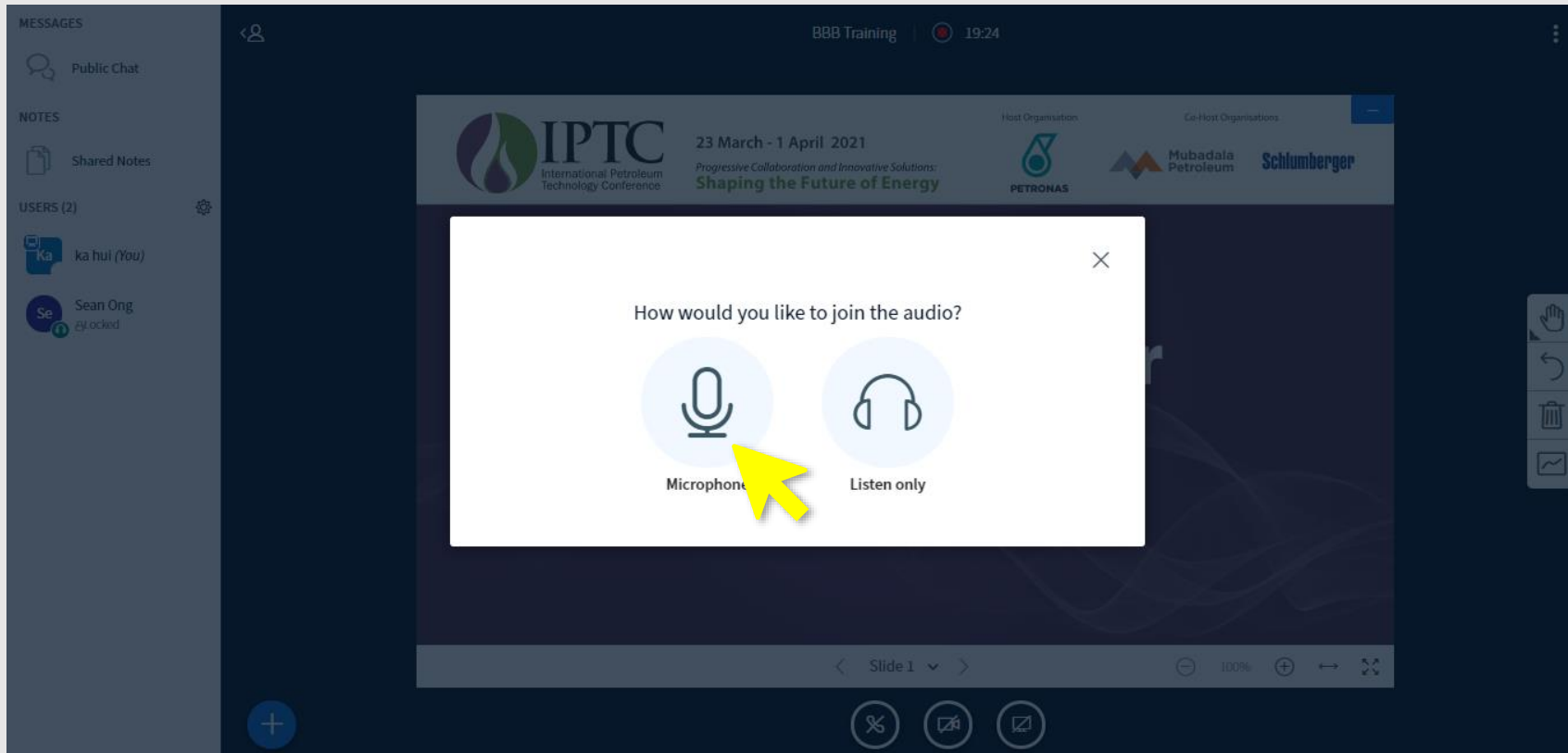
Access to Booth Seminar Room



The screenshot shows a BBB Training interface. On the left, there is a sidebar with sections: MESSAGES (Public Chat), NOTES (Shared Notes), and USERS (2) (ka hui (You), Sean Ong). The main area displays a presentation slide titled "Booth Seminar" for the IPTC 2021 conference. The slide header includes the IPTC logo, dates (23 March - 1 April 2021), and logos for host and co-host organizations (PETRONAS, Mubadala Petroleum, Schlumberger). The slide content features the text "Booth Seminar" over a purple background with white wavy lines. At the bottom of the slide, it says "Slide 1". Below the slide, there are three circular icons: a plus sign, a scissors icon (highlighted by a yellow arrow), and a square icon. The top of the interface shows "BBB Training" and a timer at "05:41".

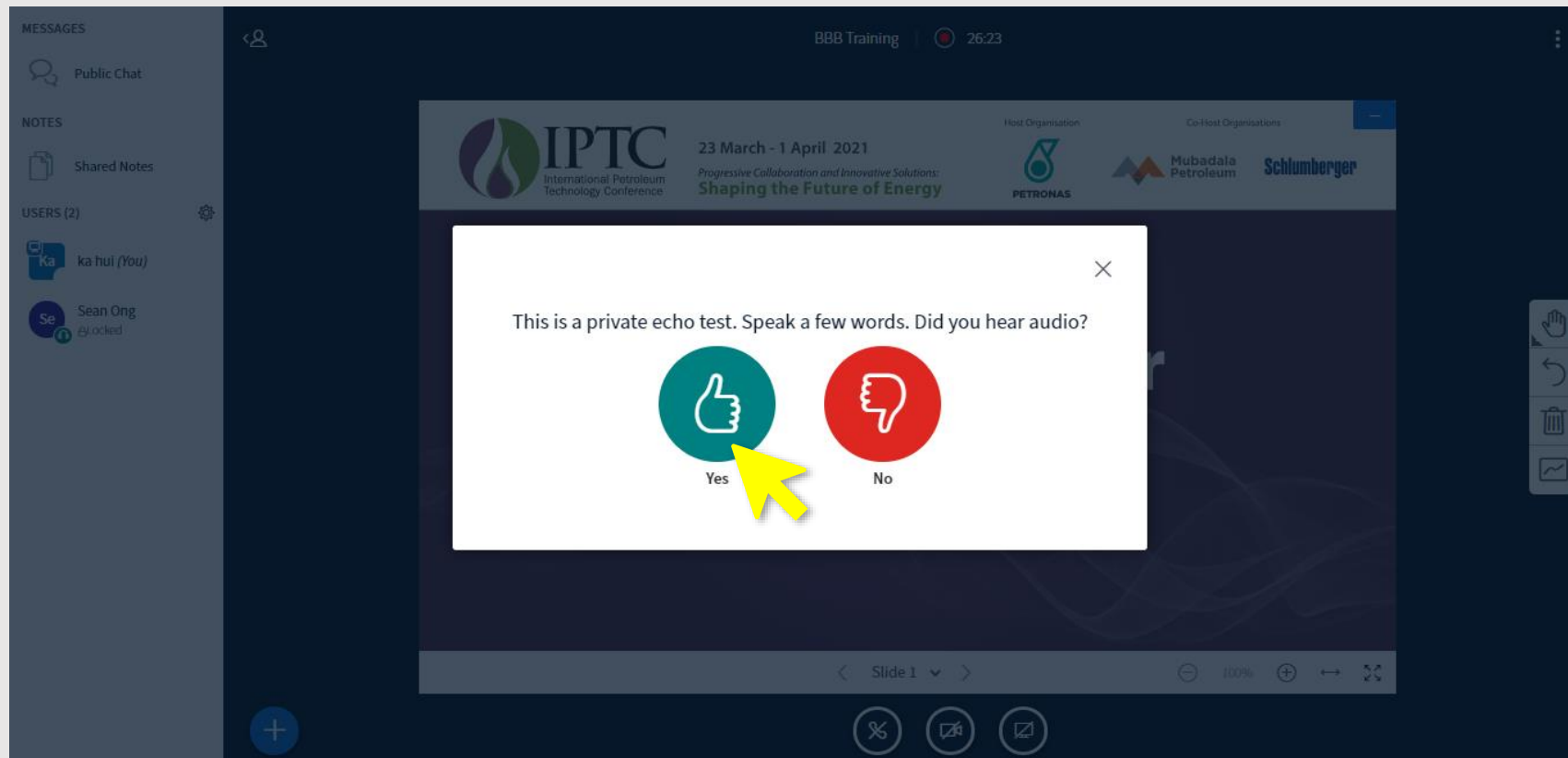
In Booth Seminar Room,
select **Join Audio**.

Access to Booth Seminar Room



Select **Microphone**.


Access to Booth Seminar Room



Select **Yes** if audio testing is successful.

Selecting No will return user to Join Audio selection page to retry connecting to audio.

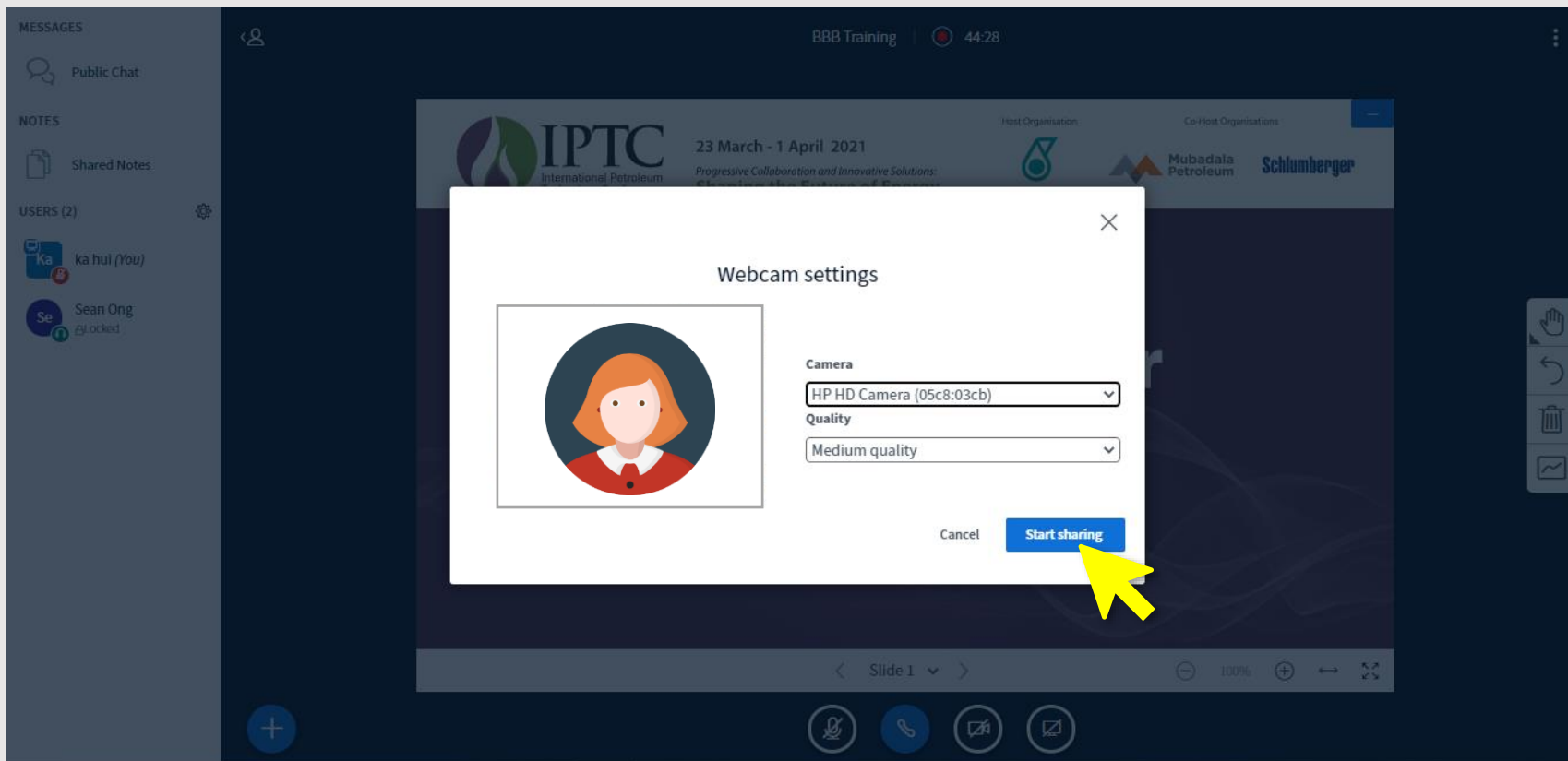
Access to Booth Seminar Room



The screenshot shows a BBB Training interface. On the left, there is a sidebar with sections: MESSAGES (Public Chat), NOTES (Shared Notes), and USERS (2) (ka hui (You), Sean Ong). The main area displays a presentation slide with the IPTC logo, dates (23 March - 1 April 2021), and the theme 'Shaping the Future of Energy'. The slide title is 'Booth Seminar'. At the bottom of the slide, there are navigation controls including a back arrow, 'Slide 1', a forward arrow, a zoom out button, '100%', a zoom in button, and a full screen button. A yellow arrow points to the 'Share Webcam' icon (a camera with a slash) in the bottom toolbar.

Select Share Webcam.


Access to Booth Seminar Room



Select **Camera** (if have more than 1 device), ensure **Quality** is at Medium.

And then select **Start Sharing**.

Access to Booth Seminar Room

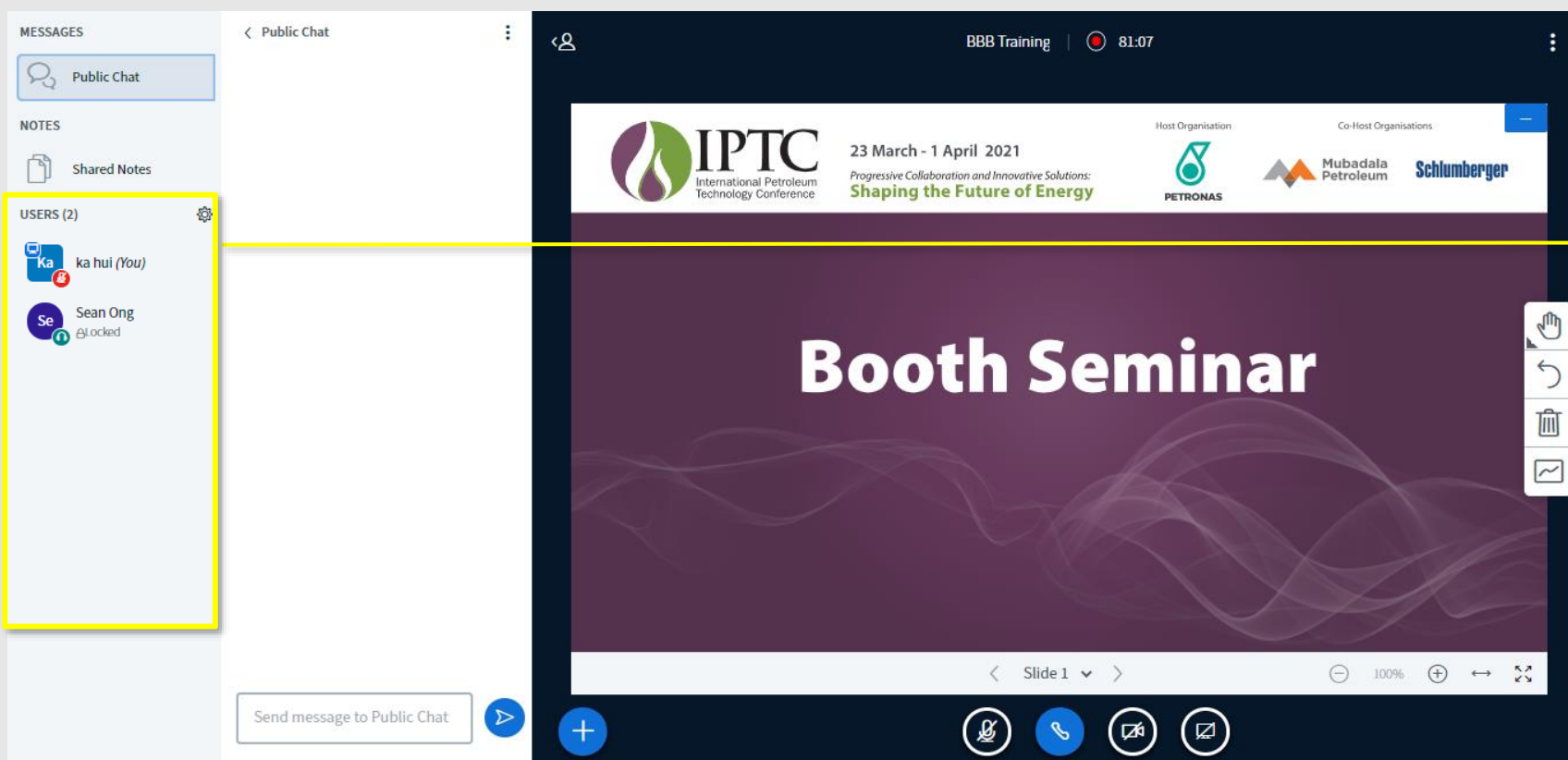


The screenshot shows a Zoom meeting interface. On the left is a sidebar with 'MESSAGES' (Public Chat), 'NOTES' (Shared Notes), and 'USERS (2)' (ka hui (You), Sean Ong). The main window displays a presentation slide titled 'Booth Seminar' with the IPTC logo and dates '23 March - 1 April 2021'. Above the slide is a small video feed of a speaker. The top of the meeting window shows 'BBB Training' and a timer '50:07'. The bottom of the window has a toolbar with icons for chat, mute, video, and screen share. A vertical toolbar on the right side of the slide contains icons for hand, undo, redo, and a checkmark.

Speaker Camera View

Presentation View

Access to Booth Seminar Room

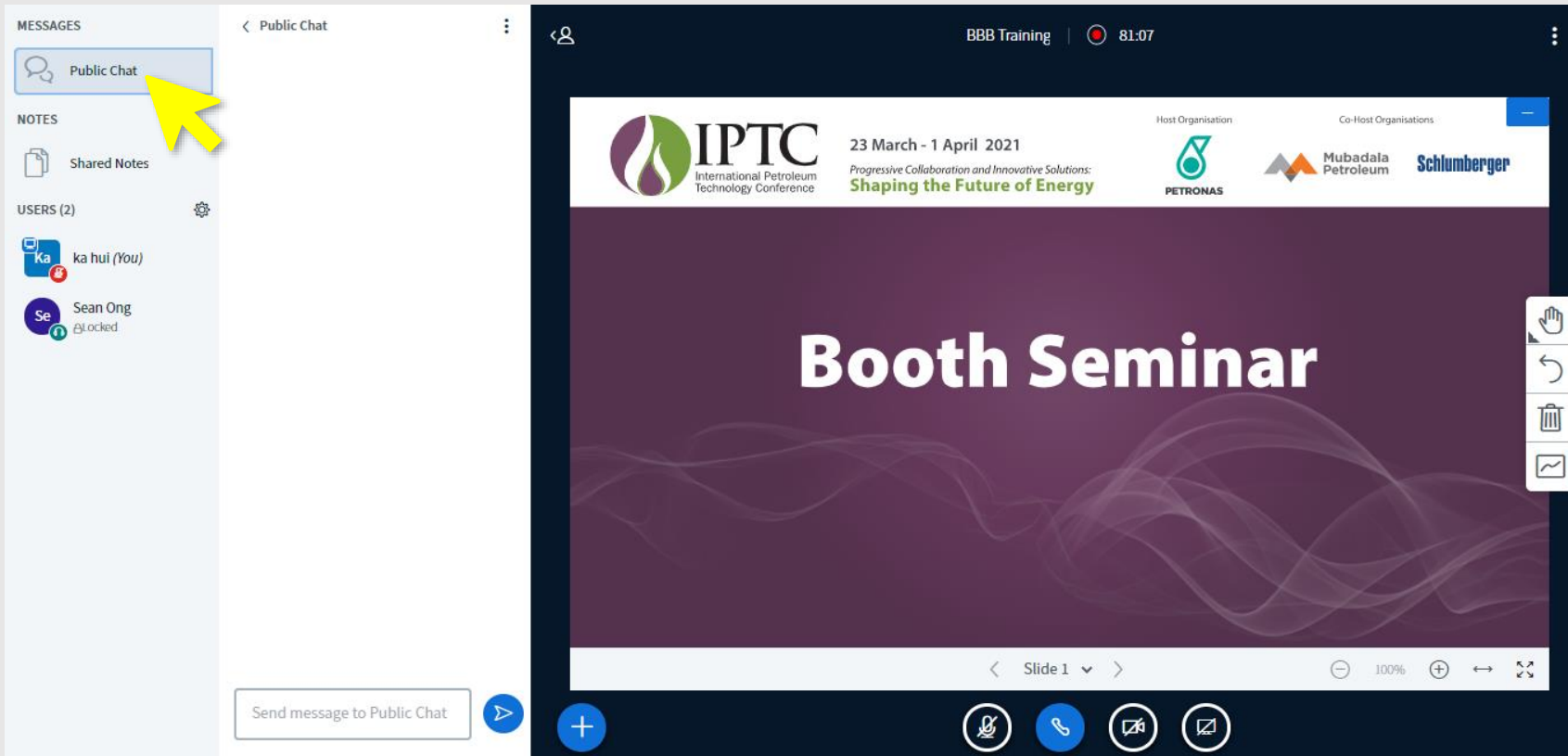


The screenshot displays a BBB Training interface. On the left, a sidebar contains sections for 'MESSAGES' (Public Chat), 'NOTES' (Shared Notes), and 'USERS (2)'. The 'USERS' section lists 'ka hui (You)' and 'Sean Ong' (locked). The main area shows a presentation slide titled 'Booth Seminar' with the IPTC logo and event details: '23 March - 1 April 2021', 'Progressive Collaboration and Innovative Solutions: Shaping the Future of Energy', and logos for PETRONAS, Mubadala Petroleum, and Schlumberger. The slide is labeled 'Slide 1' and is at 100% zoom. A bottom toolbar includes icons for chat, phone, and other functions.

Audience list.

Audience

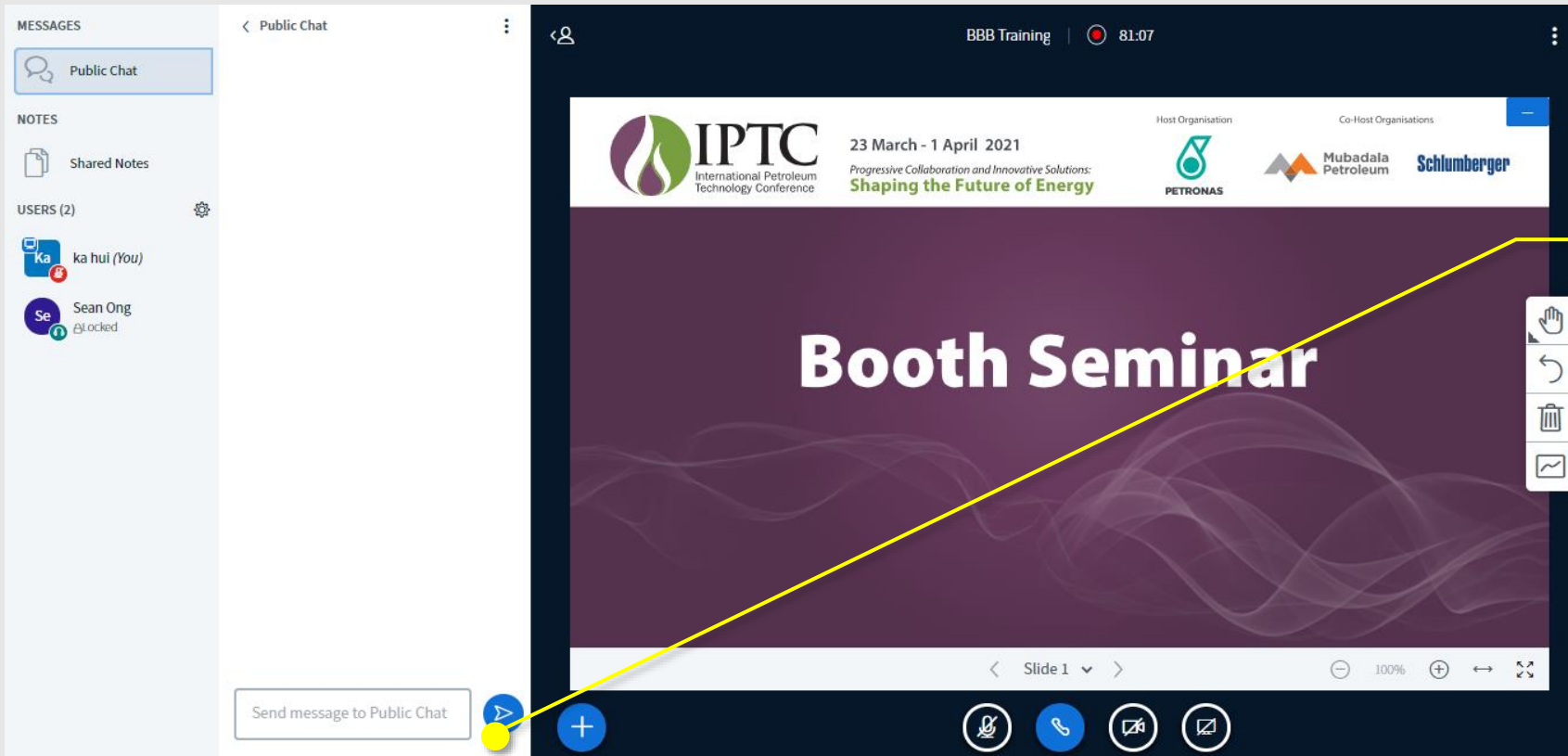
Access to Booth Seminar Room



The screenshot displays a virtual meeting interface. On the left, a sidebar contains three sections: 'MESSAGES' with a 'Public Chat' button highlighted by a yellow arrow, 'NOTES' with a 'Shared Notes' option, and 'USERS (2)' listing 'ka hui (You)' and 'Sean Ong' (locked). Below the sidebar is a text input field labeled 'Send message to Public Chat' and a send button. The main area shows a presentation slide titled 'Booth Seminar' with the IPTC logo and event details: '23 March - 1 April 2021', 'Progressive Collaboration and Innovative Solutions: Shaping the Future of Energy', and logos for PETRONAS, Mubadala Petroleum, and Schlumberger. The slide is labeled 'Slide 1' and has a 100% zoom level. A toolbar on the right of the slide includes icons for hand, back, trash, and a checkmark. At the bottom of the interface are icons for a plus sign, microphone, video, and screen sharing.

Select **Public Chat** to view questions from audience and send message to audience.

Access to Booth Seminar Room



The screenshot displays a BBB Training interface. On the left, a sidebar contains sections for 'MESSAGES' (Public Chat), 'NOTES' (Shared Notes), and 'USERS (2)' (ka hui (You), Sean Ong). The main area shows a presentation slide titled 'Booth Seminar' with the IPTC logo and dates '23 March - 1 April 2021'. The slide also lists 'Host Organisation' (PETRONAS) and 'Co-Host Organisations' (Mubadala Petroleum, Schlumberger). A yellow line points from the 'Send Public Chat Message' box to the 'Send message to Public Chat' button in the bottom left corner of the interface.

Select **Public Chat** to view questions from audience and send message to audience.

Send Public Chat Message



23 March - 1 April 2021
Virtual

Progressive Collaboration and Innovative Solutions:
Shaping the Future of Energy

Host Organisation



Co-Host Organisations



**Mubadala
Petroleum**

Schlumberger

Need help? Contact Shanice Woo at email swoo@iptcnet.org

Sponsoring Societies

