

EXHIBITOR PANEL

PREMIUM BOOTH PACKAGE

Content

Login	3
Exhibitor Panel Overview	5
1. Dashboard	7
2. Booth Setup	9
3. Booth Preview	15
4. Exhibitor	24
5. Report	26
6. Virtual Lobby	28

Login

Login

- Exhibitor Panel page - <https://virtual.iptcnet.org/exhibitor/panel/>
- Login to Exhibitor Panel page with registered email address and system generated password.
- Browser: Mozilla Firefox and Google Chrome are preferred.

EXHIBITOR PANEL LOGIN

Email Address

Password

Please contact Shanice Woo at email swoo@iptcnet.org to obtain your login details.

Login

Exhibitor Panel Overview

Exhibitor Panel Overview

Exhibitor Panel

Hi Shanice Woo. Virtual Lobby Tutorial Logout

Dashboard Booth Setup Booth Preview Exhibitor Report

ENTITLEMENT

* Your booth is entitle is based on the following limit.

Products & Services	30 Unit
Video	6 Unit
Exhibitor	4 User

COMPANY INFORMATION

Company Name	IPTC STANDARD BOOTH
Address	C/O SPE ASIA PACIFIC SUITE 12.01, LEVEL 12, MENARA IGB MID VALLEY CITY
City	LINGKARAN SYED PUTRA
State	KUALA LUMPUR
Zip / Postal Code	59200
Country	MALAYSIA
Phone Number	+60 3-2182 3000
Fax Number	-
Email Address	exhibitor001@outlook.com
LinkedIn (Profile URL)	https://www.linkedin.com/company/iptc---international-petroleum-technology-conference/
Facebook (Profile URL)	https://www.facebook.com/iptcnet.org/
Twitter (Profile URL)	https://twitter.com/iptc_net_org
Youtube Channel (Profile URL)	https://www.youtube.com/c/iptctv
Instagram (Profile URL)	https://www.instagram.com/iptcevents/

- Dashboard
- Booth Setup
- Booth Preview
- Exhibitor
- Report
- Virtual Lobby
- Tutorial
- Logout

1. Dashboard

1. Dashboard

Exhibitor Panel

Hi Shanice Woo. Virtual Lobby Tutorial Logout

Dashboard Booth Setup Booth Preview Exhibitor Report

ENTITLEMENT

* Your booth is entitle is based on the following limit.

Products & Services	30 Unit
Video	6 Unit
Exhibitor	4 User

COMPANY INFORMATION

Company Name	IPTC STANDARD BOOTH
Address	C/O SPE ASIA PACIFIC SUITE 12.01, LEVEL 12, MENARA IGB MID VALLEY CITY
City	LINGKARAN SYED PUTRA
State	KUALA LUMPUR
Zip / Postal Code	59200
Country	MALAYSIA
Phone Number	+60 3-2182 3000
Fax Number	-
Email Address	exhibitor001@outlook.com
LinkedIn (Profile URL)	https://www.linkedin.com/company/iptc---international-petroleum-technology-conference/
Facebook (Profile URL)	https://www.facebook.com/iptcnet.org/
Twitter (Profile URL)	https://twitter.com/iptc_net_org
Youtube Channel (Profile URL)	https://www.youtube.com/c/iptctv
Instagram (Profile URL)	https://www.instagram.com/iptcevents/

Entitlement

Information of your company's entitlement for Products & Services, Video and Exhibitor.

Company Information

Information captured from completed Company Information Form

2. Booth Setup

2. Booth Setup

Exhibitor Panel







Hi IPTC DEMO. Virtual Lobby TUTORIAL Logout

Dashboard Booth Setup Booth Preview Exhibitor Report

BOOTH SETUP





PRODUCTS & SERVICES

Limit: 30

Title		Action
Product 01		Edit Delete
Product 02		Edit Delete
Product 03		Edit Delete
Product 04		Edit Delete
Product 05		Edit Delete
Service 01		Edit Delete
+ Create		

VIDEO

Limit: 6

Title		Action
Video 01		Edit Delete
Video 02		Edit Delete
Video 03		Edit Delete
Video 04		Edit Delete
+ Create		

Upload your booth's digital materials for:

- **Products & Services**
- **Video**

2. Booth Setup

Upload a digital material for Products & Services:

PRODUCTS & SERVICES			Limit: 30
Title		Action	
Product 01		 	
Product 02		 	
Product 03		 	
Product 04		 	
Product 05		 	
Service 01		 	
<div>+ Create</div>			

- Select **Create** button

PRODUCTS & SERVICES

Title (Maximum 50 characters)

Description (Maximum 200 characters)

Thumbnail (PNG, JPEG, GIF or TIFF format. Maximum 2MB)
Upload a thumbnail image of your product/service for attendees to preview. Please note this image cannot be saved to attendee briefcase.

Choose File No file chosen

Brochure (PDF, PNG, JPEG, GIF or TIFF format. Maximum 5MB)
Upload a brochure, flyer or image of your product/service for attendees to download and save to their briefcase.

Choose File No file chosen


















Save

Cancel

- Insert **Title** and **Description**
- Choose **Thumbnail** and **Brochure** files
- Select **Save** button

2. Booth Setup

Edit / Delete a Products & Services item:

PRODUCTS & SERVICES			Limit: 30
Title		Action	
Product 01			
Product 02			
Product 03			
Product 04			
Product 05			
Service 01			
+ Create			

Edit













Delete

2. Booth Setup

Upload a digital material for Video:

VIDEO

Limit: 6

Title		Action
Video 01		 
Video 02		 
Video 03		 
Video 04		 
<div>+ Create</div>		

- Select **Create** button

VIDEO

Title (Maximum 50 characters)

Description (Maximum 200 characters)

Insert Link (Youtube or Vimeo)

Save

Cancel













- Insert **Title** and **Description**
- Insert **YouTube / Vimeo** link
- Select **Save** button

2. Booth Setup

Edit / Delete a Video item:

VIDEO

Limit: 6

Title		Action
Video 01		 
Video 02		 
Video 03		 
Video 04		 

+ Create

Edit

Delete


3. Booth Preview

3. Booth Preview



- A** Company Information
- B** Products & Services
- C** Video
- D** Survey
- E** Enquiry Form
- F** Drop Card
- G** Live Chat

3. Booth Preview



A. Company Information

Contains:

- Company Name
- Company Logo
- Company Profile
- Address
- Company Email Address
- Company Phone Number
- Company Fax Number
- Website
- Company Social Media

3. Booth Preview


PROFILE

PRODUCTS & SERVICES

VIDEO

SURVEY


ENQUIRY FORM




Product 01

Lorem ipsum dolor sit amet, consectetur adipiscing elit, sed do eiusmod tempor incididunt ut labore et dolore magna aliqua.

View Brochure


+ 




Product 02

Lorem ipsum dolor sit amet, consectetur adipiscing elit, sed do eiusmod tempor incididunt ut labore et dolore magna aliqua.

View Brochure


+ 




Product 03

Lorem ipsum dolor sit amet, consectetur adipiscing elit, sed do eiusmod tempor incididunt ut labore et dolore magna aliqua.


View Brochure

+ 




Product 04

Lorem ipsum dolor sit amet, consectetur adipiscing elit, sed do eiusmod tempor incididunt ut labore et dolore magna aliqua.



Product 05

Lorem ipsum dolor sit amet, consectetur adipiscing elit, sed do eiusmod tempor incididunt ut labore et dolore magna aliqua.



Service 01

Lorem ipsum dolor sit amet, consectetur adipiscing elit, sed do eiusmod tempor incididunt ut labore et dolore magna aliqua.

B. Products & Services

Thumbnail

Title


Description

View / Download Brochure


Add to Briefcase


3. Booth Preview

PROFILE
PRODUCTS & SERVICES
VIDEO
SURVEY
ENQUIRY FORM





Video 01
Highlights from IPTC 2020









Video 02
IPTC 2020





Video 03
A summary of Gotech's presence at IPTC 2020



C. Video


View Video

Title

Description


Add to Briefcase

3. Booth Preview



The screenshot shows a web interface for a survey. At the top is a navigation bar with five tabs: PROFILE, PRODUCTS & SERVICES, VIDEO, SURVEY, and ENQUIRY FORM. The SURVEY tab is active. Below the navigation bar is a banner area featuring the IPTC logo and the text 'International Petroleum Technology Conference'. Below the banner is the title 'APPLE QUESTIONNAIRE'. The survey content includes two questions: 'WHAT COLOR DO YOU LIKE' with radio buttons for 'red' and 'blue', and 'WHAT IS YOUR NICKNAME' with a text input field. At the bottom is a green 'Submit Survey' button. Four callout lines point to specific elements: the banner, the title, the questions, and the submit button.

PROFILE PRODUCTS & SERVICES VIDEO SURVEY ENQUIRY FORM

 **IPTC**
International Petroleum
Technology Conference

APPLE QUESTIONNAIRE

WHAT COLOR DO YOU LIKE
☐ red ☐ blue

WHAT IS YOUR NICKNAME

Submit Survey

D. Survey

Banner

Banner artwork

Size: 1920pxW x 300pxH

Format: PNG or JPEG format

Submit to: Shanice Woo (swoo@iptcnet.org)

Deadline: Friday, 26 February 2021

Title

Questions

Submit Button

3. Booth Preview

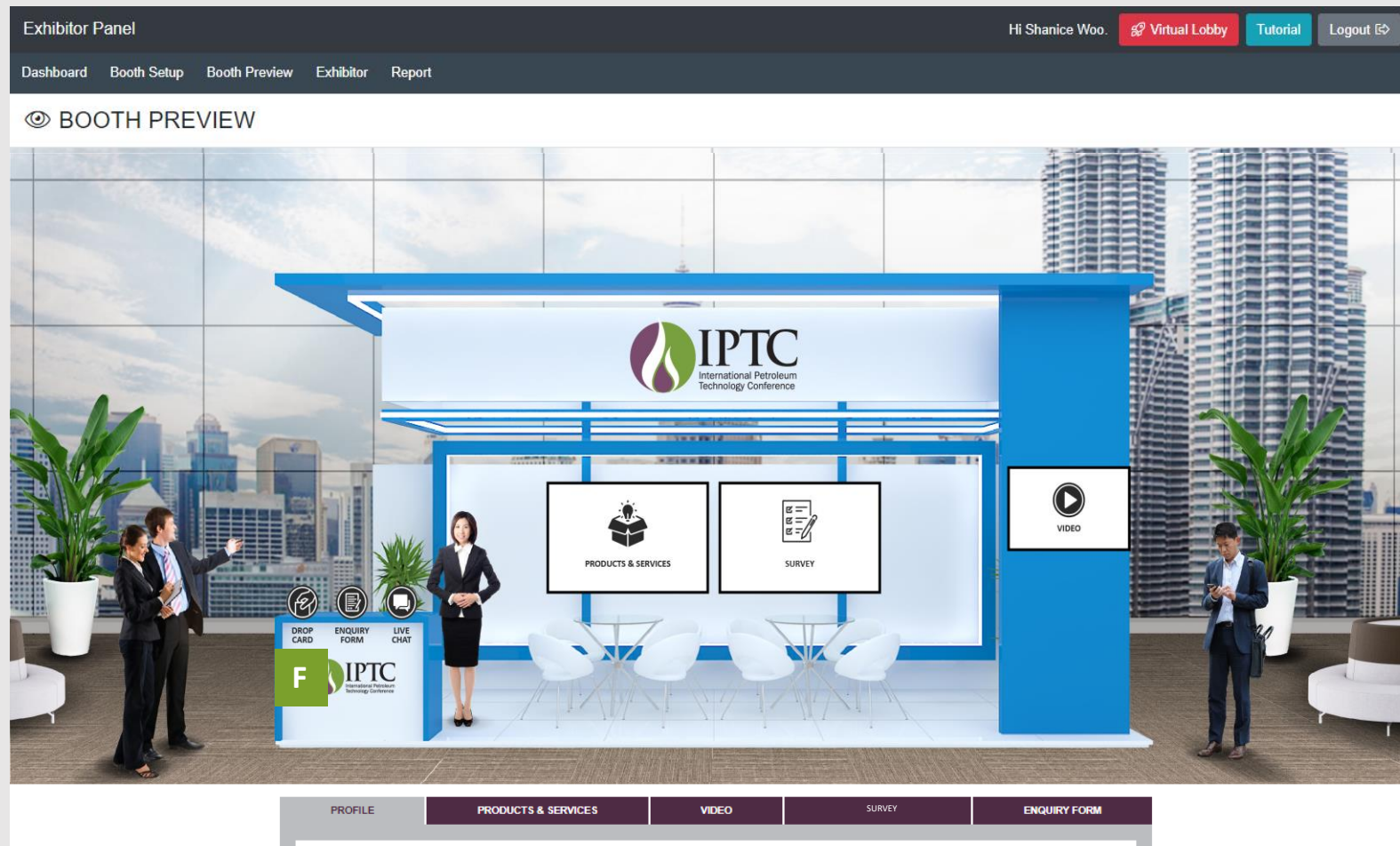
COMPANY INFORMATION	PRODUCTS & SERVICES	VIDEO	SURVEY	ENQUIRY FORM
ENQUIRY FORM				
Name IPTC DEMO		Enquiry / Notes		
Email address iptcdemo@outlook.com				
Phone Number / Mobile Number 012234678		Submit Enquiry		

E. Enquiry Form

Receive Enquiry in Email

Please provide **assigned Exhibitor details** to receive enquiry in email to Shanice Woo at swoo@iptcnet.org by **Monday, 1 March 2021**

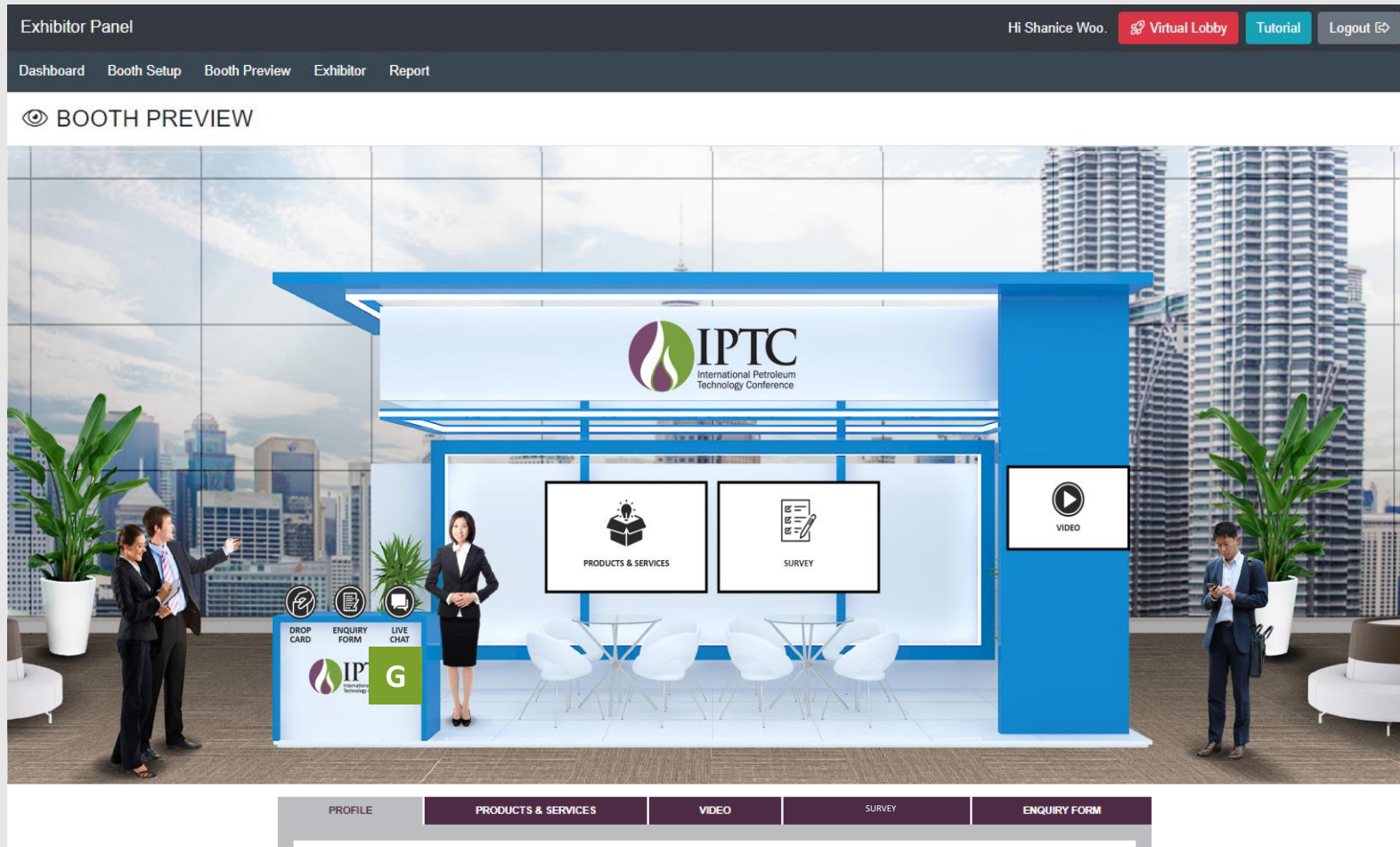
3. Booth Preview



F. Drop Card

To receive business card data from booth visitor

3. Booth Preview



G. Live Chat

Refer to **Live Chat user information** for more details.

4. Exhibitor

4. Exhibitor

Exhibitor Panel

Hi Shanice Woo. [Virtual Lobby](#) [Tutorial](#) [Logout](#)

[Dashboard](#) [Booth Setup](#) [Booth Preview](#) [Exhibitor](#) [Report](#)

[Exhibitor](#)

[Exhibitors](#)

Name	Account Type	Email	Video Call	Status
Shanice Woo	Main Account	exhibitor001@outlook.com	Enable	✎
Exhibitor 3	Sub Account	exhsub1@gmail.com	Enable	✎
Exhibitor 1	Sub Account	exhsub1@outlook.com	Enable	✎
Exhibitor 2	Sub Account	exhsub3@outlook.com	Disable	✎

Enable / Disable Video Call Feature

- Select **Status** button
- At Exhibitor page, choose On / off
- Select Save button

Exhibitor

Account Name *

Exhibitor 1

exhsub1@outlook.com

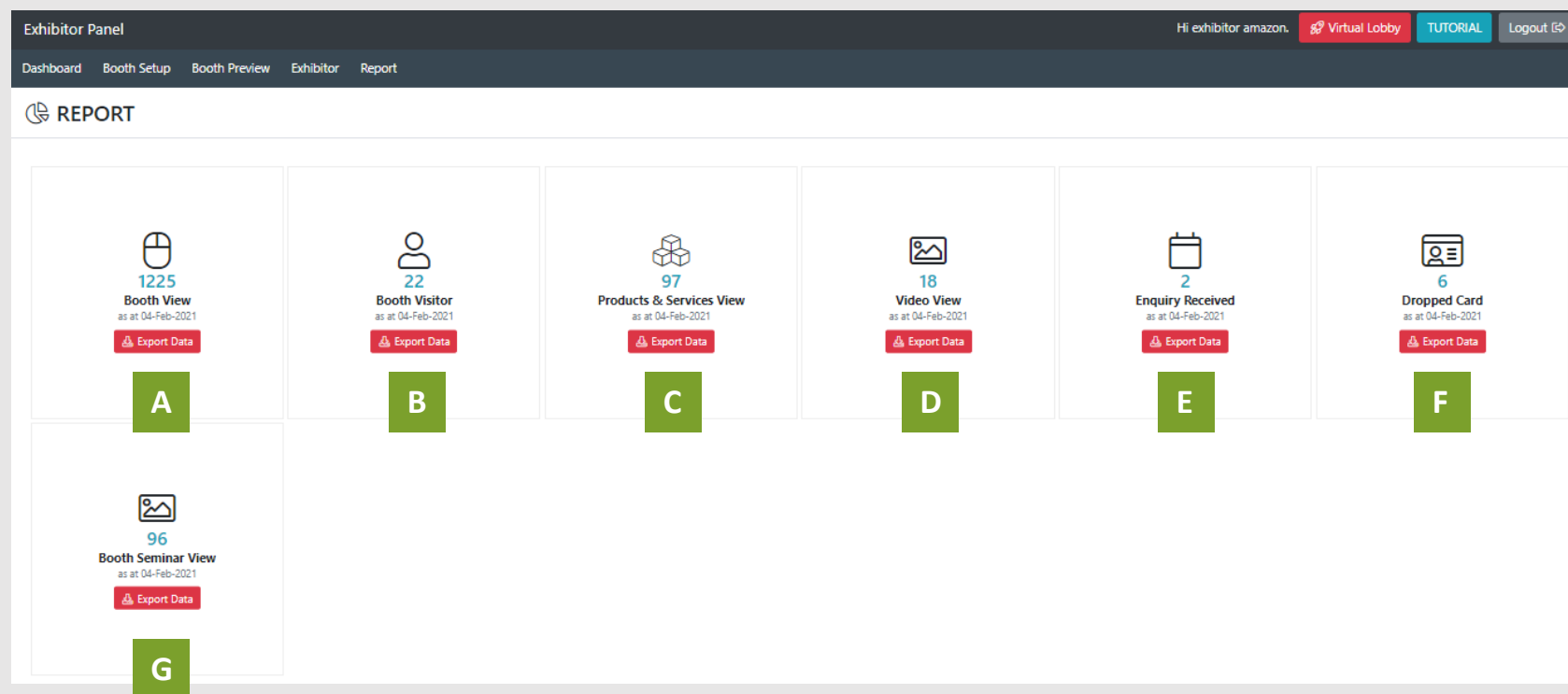
Video Call

[ON](#)

[Save](#) [Close](#)

5. Report

5. Report



A

Booth View

Total Visitor number and database

B

Booth Visitor

Unique Visitor number and database

C

Product & Services

D

Video

E

Enquiry Received

F

Dropped Card

G

Survey

6. Virtual Lobby

6. Virtual Lobby

Exhibitor Panel

Hi Shanice Woo.
Virtual Lobby
Tutorial
Logout

Dashboard
Booth Setup
Booth Preview
Exhibitor
Report

6

DASHBOARD

ENTITLEMENT

* Your booth is entitle is based on the following limit.

Products & Services	30 Unit
Video	6 Unit
Exhibitor	4 User

COMPANY INFORMATION

Company Name	IPTC STANDARD BOOTH
Address	C/O SPE ASIA PACIFIC SUITE 12.01, LEVEL 12, MENARA IGB MID VALLEY CITY
City	LINGKARAN SYED PUTRA
State	KUALA LUMPUR
Zip / Postal Code	59200
Country	MALAYSIA
Phone Number	+60 3-2182 3000
Fax Number	-
Email Address	exhibitor001@outlook.com
LinkedIn (Profile URL)	https://www.linkedin.com/company/iptc---international-petroleum-technology-conference/
Facebook (Profile URL)	https://www.facebook.com/iptcnet.org/
Twitter (Profile URL)	https://twitter.com/iptc_net_org
Youtube Channel (Profile URL)	https://www.youtube.com/c/iptctv
Instagram (Profile URL)	https://www.instagram.com/iptcevents/

Virtual Lobby

Access to Exhibition (network with other exhibitors, join Booth Seminars, etc.), Sponsored Seminars, ePoster Sessions, Business Matching, Networking Lounge, My Account setting, personal Briefcase, personal Business Card and Live Chat.

Virtual Lobby will be available on Friday, 19 March 2021.



23 March - 1 April 2021
Virtual

Progressive Collaboration and Innovative Solutions:
Shaping the Future of Energy

Host Organisation



Co-Host Organisations



Schlumberger

Need help? Contact Shanice Woo at email swoo@iptcnet.org

Sponsoring Societies

