

# Electrical Services Order Form



**Advanced Price Deadline Date: August 2, 2021**

**Remit to: NRG Park - Exhibitor Services**

Mail Orders & Payment To: One NRG Park Houston, TX 77054

Phone: 832-667-1718 (option 1)

Fax: 832-667-2653

Email: [houstonutilities@freeman.com](mailto:houstonutilities@freeman.com)

**Offshore Technology Conference 2021  
August 16 - 19, 2021**

**Notice of change to SMG-NRG Park credit and debit card practice effective December 1, 2018.**

In our ongoing efforts to safeguard your sensitive information SMG – NRG Park is no longer accepting credit or debit card payment information via email, fax, phone or text. We now require payment be completed by the customer through our secure online third-party payment system, NRG Park Exhibitor Online Ordering at <https://nrgpark.boomerecommerce.com/>. SMG-NRG Park thanks you for your cooperation as we work to ensure you are provided the most secure online ordering experience.

**CANCELLATION POLICY:** If cancellation occurs before services are installed and written notice of cancellation is received by Exhibitor Services 72 hours before the first scheduled move-in date, a full refund will be issued. If cancellation occurs after installation or after the start of the first scheduled move-in date, no refund will be issued. ALL COMPLETED WORK IS SUBJECT TO FULL PAYMENT.

For assistance, please call 832-667-1718 (option 1) to speak with one of our experts. Per the NRG Park Terms & Conditions, please note that all orders are considered complete once payment is received. NRG Park requires processed payment in full by the advance ordering deadline date to receive this rate. Check payments must be received with all orders. NRG Park does not hold credit cards until check arrives. Prices are subject to change without notice.

**ORDERING COMPANY CONTACT INFORMATION (PERSON PLACING ORDER)**

Please Check One:  Exhibiting Company  EAC (3rd Party Company)  Show Management

Company Name: \_\_\_\_\_

Exhibiting Company Booth #(s): \_\_\_\_\_

Company Address: \_\_\_\_\_ City: \_\_\_\_\_ State: \_\_\_\_\_ Zip: \_\_\_\_\_

Order Contact Name: \_\_\_\_\_ Phone #: \_\_\_\_\_ Fax: \_\_\_\_\_

Order Contact Email Address: \_\_\_\_\_

**IMPORTANT INFORMATION**

**DELIVERY OF SERVICE:** Power includes delivery of the service to the location at the rear of the booth in peninsula & inline booths. Please see the Electrical Labor Order Form for rates & instructions if you require outlets in other locations, have lights, other electrical items to hang or erect, have orders for power of 208V or higher, or have other electrical requirements.

**MULTIPLE OUTLET LOCATIONS:** A scaled floor plan is required for orders with multiple outlet locations and/or island booths. Detailed examples are provided on the following page. If a power location or main drop in an island booth is not provided prior to show move-in, a location will be determined by NRG Park in order to maintain delivery schedules. Relocation of the service will be charged on a time & material basis.

**ISLAND BOOTHS:** For island booths with no labor ordered, there is a 1/2 hr minimum installation charge & a 1/2 hr minimum dismantle charge.

**INLINE & PENINSULA BOOTHS:** Power will be placed in the back of the booth unless otherwise specified.

**SEPARATE OUTLETS:** Separate outlets should be ordered for each piece of equipment and/or each power location.

**OVERHEAD POWER:** If you require your power from overhead, additional materials & labor may be incurred. Please contact 832-667-1718, option 1.

# Electrical Services Order Form

## ELECTRICAL OUTLETS, LIGHTING & PRICING

Outlet Type	Quantity	Advance Price	Standard Price	Total
<b>120 VOLT SINGLE PHASE</b>				
1500 Watts (15 Amps)	_____	\$110.00	\$149.00	\$ _____
20 Amps	_____	\$148.00	\$220.00	\$ _____
<b>208 VOLT SINGLE PHASE (Labor Required for Connection &amp; Dismantle)</b>				
20 Amps	_____	\$215.00	\$290.00	\$ _____
30 Amps	_____	\$265.00	\$357.00	\$ _____
60 Amps	_____	\$394.00	\$531.00	\$ _____
100 Amps	_____	\$627.00	\$847.00	\$ _____
200 Amps	_____	\$1,278.00	\$1,724.00	\$ _____
<b>208 VOLT THREE PHASE (Labor Required for Connection &amp; Dismantle)</b>				
20 Amps	_____	\$283.00	\$382.00	\$ _____
30 Amps	_____	\$338.00	\$457.00	\$ _____
60 Amps	_____	\$579.00	\$781.00	\$ _____
100 Amps	_____	\$952.00	\$1,286.00	\$ _____
200 Amps	_____	\$1,905.00	\$2,572.00	\$ _____
400 Amps	_____	\$4,029.00	\$5,123.00	\$ _____
<b>480 VOLT THREE PHASE (Labor Required for Connection &amp; Dismantle)</b>				
20 Amps	_____	\$504.00	\$681.00	\$ _____
30 Amps	_____	\$638.00	\$863.00	\$ _____
40 Amps	_____	\$861.00	\$1,161.00	\$ _____
60 Amps	_____	\$1,229.00	\$1,659.00	\$ _____
80 Amps	_____	\$1,505.00	\$2,032.00	\$ _____
100 Amps	_____	\$1,905.00	\$2,572.00	\$ _____
<b>LIGHTING (Price Includes Power &amp; Labor for Installation)</b>				
Single Light Stand (200w)	_____	\$186.00	\$252.00	\$ _____
Double Light Stand (400w)	_____	\$196.00	\$266.00	\$ _____

\*May require labor and/or lift at additional charge. Please contact 832-667-1718, opti

For single or double light stand; price includes installation along the side rails of an inline booth. Placement elsewhere will require additional labor and materials. Extension cords and power strips are available for rental at the NRG Park Service Desk.

### GRAND TOTAL COST

<b>Outlet (s):</b>	\$ _____
<b>Lighting:</b>	\$ _____
<b>GRAND TOTAL:</b>	\$ _____

# Electrical Services Order Form



## ELECTRICAL INSTRUCTIONS

### HOW TO DETERMINE ELECTRICAL REQUIREMENTS:

#### **Equipment**

All electrical equipment is stamped or labeled with electrical ratings usually found on the back or bottom of the equipment. Verify voltage and either amperage or wattage from the information provided. Standard office and household items operate on 110/120 volt power. Machinery and equipment typically require 208 or 480 volt power.

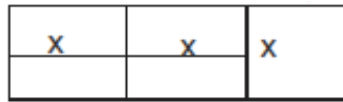
#### **Lighting**

Verify the wattage of the bulbs in the lights and multiply by the number of bulbs/lights.


### LOCATION OF POWER IN YOUR BOOTH:

#### **In-Line & Peninsula Booths**

Power will be installed in one location, typically on the floor somewhere along the back of the booth, as indicated in the following diagrams: (We cannot guarantee that the outlet will be specifically located in the middle.)



IN-LINE BOOTHS / PENINSULA

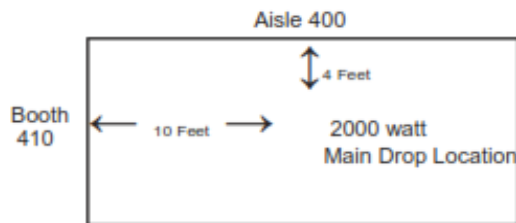


BACK TO BACK PENINSULA

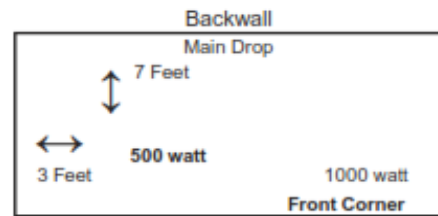
If power is required in locations other than indicated above, secondary distribution will be required and billed on a time and material basis. Please complete and submit an Electrical Labor Order Form with your power order, along with a floor plan as described below.

### ISLAND BOOTHS / MULTIPLE OUTLETS:

Floor plans are always required for Island Booths and orders for multiple outlet locations. The floor plan must indicate booth dimensions, surrounding booth numbers for orientation within the facility, each outlet location, required wattage or amperage and location for main drop. If power location in an island booth is not provided prior to show move-in, a location will be determined by NRG Park in order to maintain delivery schedules. Relocation of the service will be charged on a time and material basis. See EXAMPLES below:



Island Booth with one outlet



10 X 20 Booth with multiple outlets  
Labor Required

### OTHER:

1. Labor is required for any and all electrical work over and above the installation of the main power drop. Please see the Electrical Labor Form for complete details. Please complete Labor Order Form.
2. Dismantle labor will be automatically charged at 50% of the installation time and rounded to the nearest half hour.
3. All equipment regardless of power source, must comply with Federal, State and local codes. NRG Park reserves the right to inspect all electrical devices and connections to ensure compliance with all codes. NRG Park is required to refuse connections where the exhibitor wiring is not in accordance with local electrical code.
4. Standard wall and other permanent building utility outlets or sockets are not part of booth space and may not be used by exhibitors unless electrical services have been ordered.
5. Exhibitors' cords must be a minimum of 14 gauge 3 wire with ground and must be flat when used for floor work. All multi-outlet devices (eg. - power strips) must have circuit protection. All exposed non-current carrying metal parts of fixed equipment, which are liable to be energized, shall be grounded.
6. Exhibitors' equipment will be modified to conform to NRG Park receptacles. Labor and materials to install or change a cord cap will be billed on a time and material basis.
7. Exhibitors with hardwall displays must arrange for power to be installed inside the booth or provide access.
8. Power sharing is not permitted between exhibitors.

# Electrical Labor Order Form



**Advanced Price Deadline Date: August 2, 2021**

**Remit to: NRG Park - Exhibitor Services**

Mail Orders & Payment To: One NRG Park Houston, TX 77054

Phone: 832-667-1718 (option 1)

Fax: 832-667-2653

Email: [houstonutilities@freeman.com](mailto:houstonutilities@freeman.com)

**Offshore Technology Conference 2021  
August 16-19, 2021**

**Order Services & Manage Orders Online At: <https://nrgpark.boomerecommerce.com/>**

## LABOR RATES AND SCHEDULE

Straight Time - Monday - Friday, 8:00 am - 4:30 pm (Excluding Holidays)  
Overtime - Monday - Friday, 4:30 pm - 8:00 am (All Day Saturdays, Sundays & Holidays)

Description	Advance Price	Standard Price	Unit
<b>ELECTRICIAN - STRAIGHT TIME:</b>	\$77.00	\$77.00	Per Man/Per Hour
<b>ELECTRICIAN - OVERTIME:</b>	\$154.00	\$154.00	Per Man/Per Hour

- 1) Start time guaranteed only at start of each working day.
- 2) Dismantle labor will be charged at 50% of the total install time rounded to the next half hour.

Review the list of work below to determine if electrical labor is required in your booth. None of the following services may be performed by other Unions or I & D houses as it falls under electrical jurisdiction. Time and material charges will apply. Please visit the NRG Park service desk to confirm that you are ready for service.

**Note: For more information and an example of a completed floorplan please see the following page.**

### FLOOR WORK:

Floor work is the distribution of electrical under carpet & flooring.

**OK TO PROCEED WITHOUT EXHIBITOR PRESENT:**

Complete Before: Date \_\_\_\_\_ Time \_\_\_\_\_

Work is completed prior to your arrival. NRG Park must receive detailed blue prints/floor plans for power distribution and

PRINT NAME: \_\_\_\_\_

AUTHORIZED SIGNATURE: \_\_\_\_\_

**EXHIBITOR SUPERVISION (DO NOT PROCEED):**

Date \_\_\_\_\_ Time \_\_\_\_\_ # of Electricians \_\_\_\_\_

Name of Onsite Contact: \_\_\_\_\_

Cell Phone: \_\_\_\_\_

Special Instructions: \_\_\_\_\_  
\_\_\_\_\_  
\_\_\_\_\_  
\_\_\_\_\_  
\_\_\_\_\_

### BOOTH WORK:

Booth work is any of the following: Please check all that apply:

- Distribution of electrical overhead (more than one drop location in your booth).
- Distribution of electrical through booth structure.
- Mounting of plasmas/LCD monitors and lights.
- Connection or hard wiring of all exhibitor equipment.
- Lighting used as spot or flood lights.
- Assembly and installation of all lighting from truss or beams (including assembly and hanging of truss). Wiring of overhead signs.
- Installation of electrical headers and/or light boxes.
- Other \_\_\_\_\_

### LABOR REQUEST:

Date \_\_\_\_\_ Time \_\_\_\_\_ Est. #Hours \_\_\_\_\_ #Electricians \_\_\_\_\_

Date \_\_\_\_\_ Time \_\_\_\_\_ Est. #Hours \_\_\_\_\_ #Electricians \_\_\_\_\_

Date \_\_\_\_\_ Time \_\_\_\_\_ Est. #Hours \_\_\_\_\_ #Electricians \_\_\_\_\_

Name of Onsite Contact: \_\_\_\_\_

Special Instructions: \_\_\_\_\_  
\_\_\_\_\_  
\_\_\_\_\_

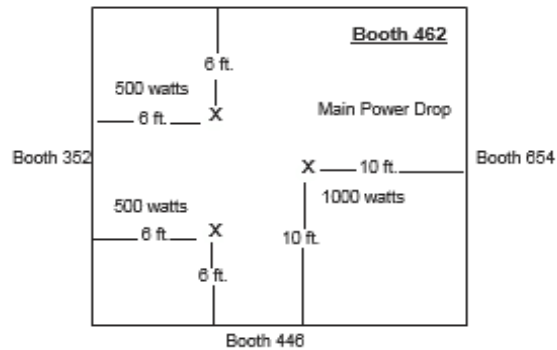
## ELECTRICAL LABOR INSTRUCTIONS

1. Labor rates are based on current wage scales and are subject to change in the event of a wage increase after rates have been published.
2. A minimum charge of one hour is applicable to all labor requests. Additional time on the same day is billed in 1/2 hour increments.
3. Continuations to another day are a minimum of 1 hour.
4. Labor must be picked up at the NRG Park service desk. Charges for labor commence at time of dispatch to service the labor call. A one hour minimum will apply if an exhibitor representative is not present at the time of call or reschedules the call, unless 24 hour advance notice is received in writing.
5. Labor charges will include the time for electricians to gather the necessary tools and material for the job, have their work checked by the client and return the tools and material to the supply area.
6. Exhibitors may supply their own 14 gauge 3 wire, extension cords and/or power strips, both of which must be grounded and UL approved.

### EXAMPLE OF PLAN AND INFORMATION REQUIRED TO COMPLETE FLOORWORK

Please indicate the following on the floor plan.

1. Location and load of main power drop - please provide specific dimensions and wattages/amperages.
2. Location and load of all outlets - please provide specific dimensions and wattage, amperage and voltage.
3. Booth orientation - please provide surrounding aisle and/or booth numbers.



## ELECTRICAL SERVICES USAGE GUIDE

The following wattages are approximate and are provided to help you estimate your power usage. To assist in estimating we recommend that you refer to the name plate or stamp usually located on the back or bottom of any electrical apparatus and order the corresponding outlet for each piece of equipment to avoid tripping/power outages during the event.

The formula for wattage is voltage x amperage (120 volt x 1 amp = 120 watts), 5 - 100 watt light bulbs = (5x100 = 500 watts).

**Please feel free to contact our electrical specialists at [houstonutilities@freemanco.com](mailto:houstonutilities@freemanco.com) with any additional questions.**

WATTAGE		WATTAGE	
Blender	475 - 100	Imprinter for T-Shirts	2000
Can Opener	500	Iron	700 - 1000
Card Reader (credit) / Lead Retrieval	100	Juicer - Single	500
Coffee Pot - Household Size	600 - 1200	Juicer - Double	1000
Large Coffee Pot, Griddle or Portable Heater	1500 - 2000	Laminator	2000
Computer Monitor - Independent	120 - 200	Lights with Rental Booths	200 Each
Computer - Desktop (Monitor & CPU)	200 - 900	Meat Slicer	500 - 1000
Computer - Laptop	100 - 300	Microwave Oven	500 - 2000
Computer Printer - Dot Matrix	100 - 500	Mixer	500 - 1000
Computer Printer - Laser	400 - 1000	Photo copier	Depends on Size - May Require 208V
Crock Pot	200 - 1000	Pizza Oven (Small)	30 Amp/120V Special Connection
DVD Player	50 - 100	Popcorn Maker	2000
Electric Frying Pan	1200 - 2000	Projector (Depends on Size)	1000
Fax Machine	1000	Refrigerator - Small	400
Flat Screen TV - 32" to 50"	1000	Refrigerator - Full Size	750
Food Processor	500 - 2000	Sewing Machine	1000
Glue Gun	300	Steamer	2000
Hot Water Heater	) Amp 208 Volt Single Phase	Stereo (Amplifier) or Television	100 - 500
Hair Dryer	1000 - 2000	Toaster	1000
Heat Lamps (per lamp)	250	Toaster Oven	1500
Hot Plate Double	1500 - 2000	Vacuum Cleaner	1500
Hot Plate Single	1000	VCR	100
Water Cooler - Cold Water	1000	Water Cooler - Hot/Cold Water	2000



## BOOTH DIAGRAM LAYOUT

The grid below may be printed to layout your electrical requirements for booths up to 40 x 40 or used as a sample to develop your own plan for larger exhibits. Please complete as clearly as possible, indicating the following:

- 1. Location of the main power drop;** Power needs to be distributed from one location at which a panel or other piece of electrical equipment will be installed. It is recommended that this equipment be placed in a closet, under a table/desk or in another location that keeps it out of sight. Please provide specific dimensions.
- 2. Location and load of all outlets:** Please provide specific dimensions and wattages/amperages. *Please **DO NOT** place an X where power is required.*
- 3. Booth Orientation:** Please provide surrounding aisle and/or booth numbers, particularly for island booths. Also, please try to orient your booth to the overall floor plan so that the diagram does not have to be rotated.

SHOW NAME: \_\_\_\_\_

SHOW DATES: \_\_\_\_\_

COMPANY NAME: \_\_\_\_\_

BOOTH #: \_\_\_\_\_

Adjacent Aisle or Booth# \_\_\_\_\_

Adjacent Aisle or Booth # \_\_\_\_\_

A measurement scale can be applied as necessary to reflect the size of your booth.













